

EAST STROUDSBURG WARRIORS



2022
MEDIA GUIDE

THE UNIVERSITY

ESU At A Glance

Location East Stroudsburg, Pa.
Interim President Kenneth Long
Member Pennsylvania State System
..... of Higher Education
System Chancellor ... Dr. Daniel Greenstein
Founded 1893
Enrollment 5,136
Affiliation NCAA Division II
Conference PSAC
School Colors Red and Black
Team Nickname Warriors
Athletic Director
Dr. Allen G. Snook 570-422-3689
Associate AD for Student Success/SWA
TBA
Associate Athletic Director/NCAA Compliance
James Bandy 570-422-3034
Football Office 570-422-3322
Coordinator of Athletic Communications
Ryan Long (FB Contact) 570-422-3312
..... rlong15@esu.edu
Athletic Communications Assistant
Derek Skinner 570-422-3919
..... dskinner1@esu.edu
Web Site www.esu.edu
Athletics Web Site ... www.esuwarriors.com
Twitter @ESUWarriors

Key Campus Numbers

Admissions 570-422-3542
Financial Aid 570-422-2800

TEAM INFORMATION

2021 Overall Record 5-6
PSAC East Record/Finish 3-4 (5th)
Letterwinners Returning/Lost 47/9
Offense 21/6
Defense 23/3
Special Teams 3/0
Starters Returning/Lost 19/3
Offense 9/2
Defense 10/1
Special Teams 3/0

HEAD COACH

Jimmy Terwilliger 3rd season*
Alma Mater East Stroudsburg '07
Record at ESU/Overall 12-12
**Went 1-1 as Interim Head Coach in 2018*

HISTORY

First Season 1926
All-Time Record 492-352-19 (.581)
PSAC East Championships 15
PSAC Championships 9
..... '42, '54, '64, '65, '68, '75, '76, '78, '82
NCAA Playoff Appearances 4
..... 1991, 2004, 2005, 2009

Starters Returning/Lost

Offense

RETURNING (8): QB Jake Cirillo, TB Gunner Anglovich, WR Elie Lavarin, TE Dawson Stuart, LT Tim Kinney, OL Anthony Capitini, C Raymond Christas, OL Kyler Wuestner, OL Elias Marte

LOST (3): FB David Akinwande, WR Rece Bender, RT Jose Diaz

Defense

RETURNING (10): DE Deshawn McCarthy, DE Aidan Hayward, DT Daryn Blackwell, LB Paul Carreras, LB Jacob Keane, DB Devon Banks, DB Adewale Obayanju, DB/LB Shavar Hussett, SS Jahmere Crumpton, FS Tyler Watson

LOST (1): DT Andre Eldridge

Special Teams

RETURNING (2): K Devin Bartholomew, LS Cole Fryer,

LOST (2): Nate Reed, RS Rece Bender

Lettermen Returning/Lost

Returning Letterwinners (46)

QB (3) - Jake Cirillo, Matt DeLaurentis, Aaron Tobias
TB (2) - Gunner Anglovich, Tyriq Lewis
FB (1) - Adrian Lambert
WR (6) - Clifford Brinkley, Elie Lavarin, Ezequiel Lopez, Chad Parton, Tyrese Brandon, John Siggins
TE (2) - Dawson Stuart, Jonathan Post
OL (6) - Anthony Capitini, Raymond Christas, Jose Diaz, Tim Kinney, Elias Marte, Kyler Wuestner

DL (7) - Keanan Baines, Daryn Blackwell, Makai Booker, Albert Gayle, Deshawn McCarthy, Ryan Hieber, Jesse White
LB (7) - Paul Carreras, Matthew Davis, Sergei Felizor, Elijah Johnson Jacob Keane, Khalil Scott, Ray Simmons,
DB (9) - Devon Banks, Jahmere Crumpton, Noah Hambrick, TJ Harris, Shavar Hussett, Adewale Obayanju, Tyler Watson, Christian Weissman, Raheem White

Specialists (2) - Devin Bartholomew, Cole Fryer

Letterwinners Lost (9)

FB - David Akinwande
WR - Rece Bender, James Cherry, Carter Forney,
OL - Kutory Alexander, Bo Heshler
DL - Andre Eldridge
DB - Davino Frazer, Teddy Mitchell

ESU - Celebrating 128 Years of Service

Founded in 1893 as a Normal School, East Stroudsburg University has been offering quality higher education to the citizens of Pennsylvania for more than a century.

With an enrollment of almost 6,000 students and a strong commitment to academic excellence, ESU's programs continually earn the highest levels of accreditation in their fields.

The university's most recently constructed and largest academic building is the \$40 million Warren E. and Sandra Hoeffner Science and Technology Center, a state-of-the-art facility and the first new major academic building at ESU since 1979. The late Warren Hoeffner '55, quarterback of the Warriors' 1954 championship team, and his wife Sandra were the lead donors for the project.

The Center is in its 14th year of service and features a planetarium, rooftop observatory and a wildlife museum of natural history. The facility supports research activities and provides classroom, laboratory, conference and office space for diverse departments from the sciences and mathematics to computer science.

Other recent contributions to the ongoing transformation of the campus include the construction of new residence halls and an investment of over \$10 million dollars in projects associated with storm water management and campus beautification. The campus consists of 68 buildings on 258 acres.

Approximately 3,000 students reside on or near campus in five traditional residence halls, two suite-style halls and two apartment complexes - the University Apartments and the University Ridge apartments. University Ridge, a 10 building apartment-style housing complex adjacent to campus, accommodates more than 500 students.

Approximately 75 percent of the students receive some form of financial aid, including scholarships, loans and grants.

The 2021-22 academic year will mark the university's 129th year of operation and the school has more than 40,000 alumni.

ESU, like many other public colleges and universities across the country, started as a normal school, a professional school for the training of teachers.

ESU History

East Stroudsburg Normal School was founded to serve students in the state's normal school fourth district and had 320 students enrolled when classes started on September 4, 1893.

In 1926 after the state assumed control of the school, the original name was changed to **East Stroudsburg State Teachers' College**.

The school became **East Stroudsburg State College** in 1960 to reflect the school's expanded curriculum with liberal arts programs and graduate degrees.

In July 1983, the Pennsylvania General Assembly established the Pennsylvania State System of Higher Education consisting of 14 universities and **East Stroudsburg University** was born as a comprehensive regional institution.

2022 ESU FOOTBALL MEDIA GUIDE

2022 ESU Football Schedule

Thursday, Sept. 1	at Pace	7:00
Saturday, Sept. 10	IUP	6:00
Saturday, Sept. 17	at Seton Hill	1:00
Saturday, Sept. 24	LOCK HAVEN* (Family Weekend)	6:00
Saturday Oct. 1	KUTZTOWN*	1:05
Saturday, Oct. 8	at Millersville*	Noon
Saturday, Oct. 15	WEST CHESTER* (Homecoming)	2:05
Saturday, Oct. 22	at Bloomsburg*	2:00
Saturday, Oct. 29	at Shippensburg*	1:00
Saturday, Nov. 5	SHEPHERD*	1:05
Saturday, Nov. 12	at California (Pa.) / PSAC CHAMPIONSHIP GAME	Noon



On the Cover: From left to right, All-PSAC East First Team selections Deshawn McCarthy, Gunner Anglovich and Tyler Watson are primed for 2022. The brand new Jack Gregory '52 locker room inside Koehler Fieldhouse located in the background.

TABLE OF CONTENTS

The University	2
Media Services/Athletic Communications	4
Warriors Football Scholarships	11
Eiler-Martin Stadium	13

The Coaching Staff

Head Coach Jimmy Terwilliger	5-7
Assistant Coaches/Staff	8-10
Warriors Coaching Legacy	12

The 2022 Warriors

Player Bios	14-27
Roster	28-29

The 2021 Season

2021 Game-by-Game	32-40
2021 Statistics	42-43

Football History

Program History	41
All-Star Honors	45-47
School Records	48-83
Year-by-Year Record	84
All-Time Schedule	85-89
All-Time Series	91-94
All-Time Lettermen	95-100
Warriors in the Pros	101

The PSAC

PSAC Standings, Champions	44
-------------------------------------	----

*Pennsylvania State Athletic Conference East Game. HOME GAMES in CAPS

The 2022 Football Guide Credits

The 2021 ESU Football Guide is published by the Athletic Communications Office

RYAN LONG, COORDINATOR OF ATHLETIC COMMUNICATIONS

DEREK SKINNER, ATHLETIC COMMUNICATIONS ASSISTANT

Cover Design: ESU Athletic Communications

Editing Assistance: ESU University Relations staff: Greg Knowlden Elizabeth Richardson, Caryn Fogel and Mary Davis.

Printing: ESU Graphics Center

All information in this guide is current as of August 30, 2022

East Stroudsburg University of Pennsylvania does not discriminate on the basis of race, color, religion, national origin, gender, veteran status, disability or age in its programs and activities in accordance with state and federal laws.

The following person has been designated to handle inquiries regarding this policy:

Director of Diversity/Ombudsperson, 200 Prospect Street, 115 Reibman Building, East Stroudsburg, PA 18301 or call 570-422-3656.

For special accommodations at any of the events listed in the ESU Football Media Guide, contact the Office of Athletic Communications at (570) 422-3312.

The Warriors in the News

Newspaper Coverage

The Pocono Record

Stroudsburg, Pa. • (570) 421-3000
Email: sports@poconorecord.com
Frank Piscani, Sports Life multimedia reporter

The Morning Call

Allentown, Pa. • (610) 820-6500
Email: sports@mcall.com
Keith Groller, Sports Writer
Tom Housenick, Sports Writer

The Stroud Courier

ESU student newspaper • (570) 422-3295

Television Coverage

Blue Ridge Cable TV (13)

Palmerton, Pa. • (610) 826-4060
Bob Capasso, Sports Director
Mark McKeenan, Sports Reporter

Blue Ridge is in its 35th year televising ESU football. All home games will air live and re-air on selected days and times; please check brctv13.com for more info Chris Doty (play-by-play) and Jim Riley (color commentary)

WBRE TV (28)

Wilkes-Barre, Pa. • (800) 358-9273
A.J. Donatoni
Mike Gilbert

WNEP TV (16)

Scranton, Pa. • (570) 346-7474
Ron Snyder
Steve Lloyd
Landon Stolar

FOX 56

Plains, Pa. • (570) 970-5600
Bob Ide, Sports Director

ESU Radio Network

Bigfoot Country

bigfootpoconos.com

Stroudsburg, Pa. • (570) 421-2100
WVPO (Bigfoot Country) 103.1 FM 840 AM is in its 57th year broadcasting ESU football. The station has been honored with AP Broadcasters' Association state awards for its coverage of ESU football. • Chuck Seese (play-by-play, 33rd season), 2009 PSAC Heaslip Award winner, and Bob Brittain (color commentary, 22nd season)

WESS 90.3 FM

ESU campus radio • (570) 422-3615

May broadcast ESU home football games

Media Services/Press Box Information

The media is always welcome on the campus of East Stroudsburg University. The following information is provided for the use of the media. If we can be of assistance, please see a member of the Sports Information staff.

Interview Requests

Players and coaches will be made available for interviews either before or after practice upon request. Players and coaches will not be available on game days until after the game. Please direct interview requests to Ryan Long, Coordinator of Athletic Communications, at (570) 422-3312 or via e-mail at rlong15@esu.edu. All requests must be made at least 24 hours in advance.

Press Credentials

Press credentials and sidelines passes for working photographers may be obtained by e-mailing or calling the athletic communication office by Thursday the week of each game. Please understand that seating in the press box is limited. Photographers must adhere to NCAA guidelines when on the sidelines.

Pre-Game Information

Numerical rosters of both teams, pre-game releases and statistics are available before the game in the press box.

The Press Box

The Eiler-Martin Stadium press box was built in 1988. The press box is fully-enclosed and air-conditioned. It includes booths to accommodate radio and television crews, newspaper reporters and members of the coaching staffs of each team.

The main press room is on the 50-yard line with large picture windows that allow the media to see the entire field.

No guests or scouts are allowed in the press box. Alternate seating

arrangements for scouts on tables at the top of the bleachers will be made.

There is no cheering allowed in the press box. Refreshments are provided at halftime.

Telephones

There are four telephone lines in the press box. Three are for radio stations, including the station covering the visiting team, and the fourth is an outside line.

Wireless Internet

Access is available for the press to file stories in the Eiler-Martin Stadium press box.

Post-Game Interviews

ESU head coach Jimmy Terwilliger will be available approximately 15 minutes after the game for interviews (location to be determined by Coordinator of Athletic Communications).

ESU's top players in the game will be interviewed first on the sidelines by Blue Ridge Cable television and then in the press box by WVPO and WESS radio. They will be available to the print media once those obligations are completed.

Statistics

Full game statistics are provided at halftime and following the game, including a complete play-by-play and game summary. Updated statistics are also available on monitors in the press box, and live statistics are available to the public on the ESU athletics website.

HEAD COACH JIMMY TERWILLIGER

Coach Jimmy Terwilliger

3rd season

Career Record: 12-12

Went 1-1 as Interim Head Coach in 2018

2005 Harlon Hill Trophy Winner

Seventh season on ESU coaching staff

3 Years • Career Record: 12-12 • 15 All-PSAC selections • 2 All-Americans

Jimmy Terwilliger, ESU's record-setting quarterback and the 2005 Harlon Hill Award winner as the most outstanding player in Division II football, was promoted to head coach in February of 2019.

The 2022 campaign marks his third full season as head coach and his seventh overall as part of the Warriors' coaching staff. He served as Interim Head Coach for the final two games (1-1) of the 2018 season after the retirement of legendary coach Denny Douds.

With the 2020 season canceled due to the COVID-19 pandemic, the Warriors returned to the gridiron in 2021 and posted a 5-6 record. ESU picked up victories in three of its first five matchups, suffering losses to No. 8 Slippery Rock and eventual PSAC champion Kutztown by a combined 22 points. The Warriors bounced back with a dominant 27-7 win over Millersville on Homecoming at Eiler-Martin Stadium. After a road loss to West Chester, ESU downed Bloomsburg for the first time since 2015 with a 35-14 triumph.

Under Terwilliger's watch in 2021, eight Warriors earned All-PSAC East recognition, including first team nods from Gunner Anglovich (TB), Rece Bender (WR), Deshawn McCarthy (DE) and Tyler Watson (S). Anglovich and Bender were two crucial offensive pieces, as Anglovich ranked fourth in the PSAC and second in the PSAC East division in rushing (962 yards). Bender, a defensive backfield nightmare with his explosive play, ranked second in the PSAC in all-purpose yards and fourth in receiving yards.

McCarthy became the first defensive end and eighth Warrior ever to earn AFCA First Team All-America status, and the first defensive player since Curtis Bunch in 1991. He ranked third nationally in sacks and led the PSAC in the category.

Terwilliger led ESU to a 6-5 overall record in 2019, which marked the team's first winning season since 2015. In the season opener, the Warriors topped Division I FCS opponent Wagner for the program's first win over a DI opponent since 1994. The victory sparked a win streak of five straight for the Warriors to open the season. Terwilliger guided the Warriors to the fifth most improved team in terms of win total in Division II in 2019, increasing the Warriors wins from two in 2018 to six in 2019.

Terwilliger coached and mentored seven student-athletes who went on to earn PSAC East All-Conference honors during his first full season in 2019, including First Team selections Jordan Walters, Andre Eldridge and Jameer Brooks. Walters was also named an All-American by four different organizations (AFCA, AP, D2CCA and D2Football.com), while Levi Murphy was named a CoSIDA Academic All-American.

Prior to taking the reins, Terwilliger served as associate head coach during the 2018 season and led the program in an interim capacity for the final two games after legendary head coach Denny Douds stepped aside following 45 years at the helm.



He was ESU's defensive backs coach his first three years, from 2015-17, which included mentoring cornerback Teron Dobbs to All-PSAC East honors his first season. Most recently, free safety Billy Inge III and safety Justin Johnson finished 1st and 2nd in DII in forced fumbles in 2017.

Terwilliger, a four-time Harlon Hill candidate and three-time finalist, graduated with 18 NCAA Division II records and two NCAA all-division records as part of his All-America career at ESU (2003-06). He was inducted to the ESU Athletic Hall of Fame in fall 2017.

Terwilliger led the Warriors to two NCAA DII Playoff appearances (2004 and 2005) and won the Northeast Region title in 2005, advancing to the national semifinals. ESU won the PSAC East regular season title in 2003.

He tied the NCAA all-division record for touchdown passes (148) and set DII career records for total offense (16,064 yards), passing yards (14,350), pass efficiency (170.7), touchdowns responsible for (161) and points responsible for (966).

In his record-setting 2005 season, Terwilliger threw for 4,571 yards and 50 touchdowns, and ran for 389 yards and four TD for 4,960 yards of total offense, leading the Warriors to an 11-3 record.

He was the first quarterback in DII history with 3,000 yards of total offense in each of his four seasons. He was a three-time All-America selection, and was twice named to the AP Little All-America second team (2005 and 2006).

Terwilliger was a three-time first team Daktronics All-Region selection (2004-06) and a three-time PSAC East Offensive Player of the Year (2003-04, 2006). He is the only QB in PSAC East history to be named first team in each of his four seasons.

Terwilliger graduated from ESU in 2007 with a bachelor's degree in Health and Physical Education. He was named to the PSAC Top 10 in 2005 and 2006 and was an Academic All-District selection in 2004.

He was a health and physical education teacher for eight years in the East Stroudsburg, Pleasant Valley and Parkland school districts.

Terwilliger helped Parkland to the District

Coach Terwilliger's Career Record at a Glance

	W	L	T
Overall Record	12	12	0
Home Record	7	4	0
Away Record	5	8	0
vs. PSAC East	5	10	0
PSAC East Home	3	3	0
PSAC East Away	2	7	0
PSAC East Neutral	0	0	0
vs. PSAC West	4	2	0
vs. Non-PSAC Teams	2	0	0
Opening Games	2	0	0
Closing Games	2	1	0

11 championship in 2014 after leading Pleasant Valley to the District playoffs three times (2010, 2012, 2013) in five years as head coach. He coached PV to the Mountain Valley Conference championship in 2010 and was named the MVC Coach of the Year.

He was an assistant coach under his high school coach, Ed Christian, at East Stroudsburg South in 2007 and 2008 and helped the Cavaliers to a pair of District playoff appearances.



2005 Harlon Hill Award Winner



Former ESU quarterback and current head coach Jimmy Terwilliger was the recipient of the 2005 Harlon Hill Award as the most outstanding football player in Division II.

Graduated with 18 NCAA Division II Records • 2 All-Division Records

(rankings entering 2022 season - ***Bold Italics*** indicates record held upon graduation)

	ESU	PSAC	DII	NCAA History
Touchdown Passes (Career) – 148	1st	1st	1st	<i>t-3rd</i>
Touchdown Passes (Season) – 50, 2005	1st	<i>4th</i>	t-7th	t-30th
Total Offense (Career) – 16,064	1st	1st	<i>2nd</i>	7th
Total Offense per Game (Career) – 334.7	<i>2nd</i>	<i>2nd</i>	<i>4th</i>	23rd
Total Offense (Season) – 4,960, 2005	1st	<i>4th</i>	9th	
Passing Yards (Career) – 14,350	1st	1st	<i>3rd</i>	15th
Passing Yards per Game (Career) – 299.0	<i>2nd</i>	<i>3rd</i>	15th	
Passing Yards (Season) – 4,571, 2005	1st	<i>3rd</i>	<i>4th</i>	
Passing Efficiency (Career) – 170.7 (min. 750 completions)	1st	1st	1st	<i>8th</i>
Passing Efficiency (Season) – 186.1, 2005 (min. 200 completions)	1st	1st	5th	
TD Responsible For (Career) – 161	1st	1st	<i>2nd</i>	
Pass Attempts (Career) – 1,481	1st	2nd		
Pass Attempts (Season) – 424, 2005	<i>2nd</i>	23rd		
Pass Completions (Career) – 906	1st	<i>4th</i>		
Pass Completions (Season) – 262, 2005	<i>2nd</i>	18th		
Completion Percentage (Career) – 61.2	1st			
Completion Percentage (Season) – 64.2, 2006	1st			

Other Division II Records

Games with a Touchdown Pass – 47
 Seasons Gaining 4,000 Yards of Total Offense – 2, 2004 and 2005 [Tied 8 times]
 Seasons Gaining 3,000 Yards of Total Offense – 4, 2003-06 [Tied 6 times]
 Games with 300 Yards of Total Offense (Career) – 29 [Broken in 2010]
 Games with 300 Yards Passing (Career) – 26 [Broken in 2013]
 Games with 200 Yards Passing (Career) – 43
 Games with 200 Yards Passing (Season) – 14, 2005 [Tied in 2010, 2013, 2017]
 Yards per Attempt (Career, min. 1,000 attempts) – 9.7
 Yards per Completion (Career, min. 900 completions) – 15.8
 Games with 3 TD Passes (Career) – 30
 Consecutive Games with a TD Pass – 39 [Broken in 2008]
 Points Responsible For – 966 [Broken in 2015]

Harlon Hill Award

2006 – 4th
 2005 – Winner
 2004 – 5th
 2003 – Regional Finalist

AP Little All-America

2006 – second team
 2005 – second team

Daktronics All-America

2005 – first team
 2004 – second team

Daktronics All-Region 1st team

2004-06

D2football.com All-America

2005 – second team

D2football.com All-Region

2003-06

Offensive Player of the Year

2003, 2004

Football Gazette All-America

2005 – first team
 2004 – third team

PSAC East Offensive Player of the Year – 2003, 2004, 2006

All-PSAC East 1st team

2003-06

ESU Outstanding Player



2003-06

ESU Redshirt Award


2003-06

Career Statistics

	G	Eff.	Comp.	Att.	Pct.	Yds.	TD	Int.	Rush	Yds.	TD	Total Off.
2003	11	153.6	200	349	57.3	2987	30	7	92	355	5	3342
2004	12	174.1	222	362	61.3	3826	33	11	97	466	2	4292
2005	14	186.1	262	424	61.8	4571	50	11	127	389	4	4960
2006	11	165.5	222	346	64.2	2966	35	7	105	504	2	3470
Career	48	170.7	906	1481	61.2	14,350	148	36	421	1,714	13	16,064



JIMMY TERWILLIGER



ASSISTANT COACHES

Mike Terwilliger

Offensive Coordinator



Mike Terwilliger, a member of the ESU Athletic Hall of Fame as a player and a coach, completed his 47th season at ESU and his 43rd season as an assistant coach during the 2021 season.

Terwilliger has twice been recognized with major national awards by the American Football Coaches Association - he was named DII Assistant Coach of the Year in 2006, and was honored as the Outstanding Achievement Award recipient in 2015.

Terwilliger was involved in all 471 games - the Division II record - that Denny Douds spent sidelines as a head coach prior to his stepping aside last fall. Terwilliger was a four-year starter at quarterback for the Warriors from 1974-77, and has been an assistant coach since graduating in the spring of 1978 with a degree in health and physical education. He also holds a Master's degree in physical education from Temple University, which he earned in 1983.

Terwilliger has been the offensive coordinator since 2001 and has led a record-setting offense that averaged at least 24 points per game for 18 straight seasons from 2001-2019. ESU QB's ranked in the top three in the PSAC in total offense in every season from 2002-15 - Matt Soltes (2012-15), Ray Wagner (2011), Matt Marshall (2009-10), Tim Roken (2007-08), Jimmy Terwilliger (2003-06) and Jeremy Palm (2002).

Terwilliger's son and current ESU head coach, Jimmy, set the standard for ESU, PSAC and Division II quarterbacks in his playing career from 2003 through 2006. He set 16 ESU and 18 NCAA records, including Division II marks for passing yards (14,350), total offense (16,064) and passing touchdowns (148). Jimmy was a three-time selection as the PSAC East Offensive Player of the Year and won the Harlon Hill Award in 2005 as the most outstanding player in Division II football.

ESU has a long history of standout quarterbacks with Mike Terwilliger playing a prominent role. He was 30-4-1 as a starter, leading the Warriors to undefeated seasons and PSAC championships in 1975 and 1976. He was inducted to the ESU Athletic Hall of Fame in 1994.

As ESU's quarterback coach since 1978, Terwilliger has tutored all of his successors at the position, including Andy Baranek, Bret Comp, James Franklin, Damian Poalucci, Jeremy Palm, Jimmy Terwilliger, Tim Roken, Matt Marshall, Ray Wagner and Matt Soltes.

Soltes was a three-time Harlon Hill candidate and a finalist as a senior in 2015, placing t-4th in the national voting. He set five DII records, including career TD passes per game (3.20), and also set PSAC records for total offense per game and passing yards per game that were held by Jimmy Terwilliger. He was named PSAC East Offensive Athlete of the Year and the regional player of the year by two organizations as a senior while also

earning All-America honors. Soltes' top target, Jon Schnaars, was DII's leading receiver.

ESU's quarterback has been named a candidate for the Harlon Hill Award in 11 of the last 27 years, the most in Division II. Franklin, the head coach at Penn State, was a candidate in 1994, followed by Poalucci in 1996 (finished 3rd) and 1997, Jimmy Terwilliger from 2003-06 (3-time finalist, won in 2005), Wagner in 2011 and Soltes from 2013-15.

Matt Marshall guided the Warriors to their most recent NCAA Playoff appearance in 2009, the first of his two years under center. Roken guided the Warriors to a 9-2 record in 2008 after taking over from Jimmy Terwilliger in 2007.

In 2005, the Warriors averaged 42.6 points per game and 508.4 yards of total offense as they won the Division II Northeast Region championship and advanced to the national semifinals for the first time in school history. The younger Terwilliger threw for 4,571 yards and 50 touchdowns, while the rushing game averaged 163 yards per game.

The 2004 Warriors recorded nearly 500 yards of total offense per game and Jimmy Terwilliger led the nation in pass efficiency while throwing for 3,826 yards, the third-highest total in PSAC history. In 2003, Terwilliger set the Division II record for total offense by a freshman.

Poalucci had a record-setting career as a three-year starter from 1995-97. He set DII records with 383.1 passing yards per game and 616 yards against Mansfield in 1996 and graduated with 17 school passing records.

Terwilliger has coached four All-America quarterbacks - Soltes (2015), his son Jimmy (2004-06), Poalucci (1996) and Andy Baranek (1984), who led the Warriors to the 1982 PSAC championship.

The Warriors have had an All-PSAC quarterback in 19 of the 42 seasons that Terwilliger has been on staff since 1978 - Barry Kennedy (1978-79), Baranek (1982-84), Franklin (1993-94), Poalucci (1996-97), Palm (2001-02), Jimmy Terwilliger (2003-06), Wagner (2011) and Soltes (2013-15). The Warriors' signal caller has been named to the first team 12 times.

As a player, Terwilliger was one of the finest quarterbacks in program history. After taking over as a starter early in his freshman year, Terwilliger earned All-Conference first team honors twice and was also an Associated Press Little All-America honorable mention selection. He threw for 3,799 yards and 33 touchdowns in his playing career.

Terwilliger and his wife Kim are the parents of three children - Jimmy (ESU Football head coach), Kelly (IUP Field Hockey head coach) and Jackie. The Terwilligers live in East Stroudsburg.

Mike Lackey

Defensive Coordinator



Mike Lackey, a former East Stroudsburg University graduate assistant who spent four seasons at the University of Missouri, completed his second season as the defensive coordinator for the Warriors' football program in 2021. In two seasons, Lackey has overseen seven All-PSAC selections and a first team All-American in

Deshawn McCarthy.

The Warrior defensive unit did not miss a beat after the canceled 2020 season. Led by AFCA and D2Football.com All-America First Team selection Deshawn McCarthy, who ranked third nationally in sacks, ESU ranked in the top-50 nationally in redzone defense (17th, 67.6%), team sacks (22nd, 3.0) and scoring defense (43rd, 21.8 points allowed per game). Along with McCarthy, safety Tyler Watson and Andre Eldridge also earned All-PSAC recognition.

Under Lackey, McCarthy's 13.0 sacks in a single season were the most by a Warrior since 1992 and is tied with Bob Heumann (1989) as the third-most in season in ESU history. McCarthy became the first defensive end and eighth Warrior ever to earn AFCA All-America status, and is the first defensive player at ESU since Curtis Bunch in 1991 to earn the honor. McCarthy ranked third nationally in sacks and led the PSAC.

Lackey saw four of his defensive players garner All-PSAC honors during his first full season as the team's defensive coordinator. Andre Eldridge and Jameer Brooks were named to the All-PSAC East First Team, while Joseph Odeboe and Andre' Gray were selected to the Second Team. Eldridge also earned a spot on the Football Gazette All-Region Third Team as a defensive lineman.

Prior to returning to the sidelines at ESU, Lackey was a defensive line graduate assistant at Missouri, helping the Tigers win eight games in the vaunted SEC while earning a trip to the 2018 Liberty Bowl.

Before heading to Missouri, Lackey was part of ESU's coaching staff as a graduate assistant during the 2012 and 2013 seasons.

Lackey worked primarily with the defensive tackles during his first stint at ESU, helping coach a defense which ranked among the PSAC leaders in sacks during each of his two seasons with the program. Defensive tackle Bryan Thomson was recognized as the 2012 PSAC East Defensive Player of the Year at the conclusion of Lackey's first season on the staff.

After graduating from ESU with a master's degree in sport management, Lackey spent a year and a half with FCS member Towson University, working as a defensive quality control and assistant defensive line/linebackers coach. He was hired at Missouri in August, 2015 as a recruiting graduate assistant.

Lackey spent 2017 as Missouri's assistant recruiting coordinator, with the Tigers winning their final six regular season games to become bowl eligible for the first time in three years. He assumed his most-recent position with the school in January, 2018.

As an undergrad, Lackey was a four-year starter at nose guard for Juniata College, a Division III institution located in Huntingdon, Pa. He graduated from Juniata in 2012 with a bachelor's degree in organizational communication. Lackey and his wife, Jessie, welcomed their first child, Jack, in February 2022.

ASSISTANT COACHES

Mike Santella

Offensive Line



Mike Santella completed his 23rd season as an assistant coach at his alma mater, and his 20th as the full-time offensive line coach during the 2021 season. He has also served as the Warriors' recruiting coordinator since returning to ESU prior to the 2001 season.

A 1994 graduate of ESU, Santella has made an impact as an assistant coach for two championship NCAA Division I-AA programs, and three NCAA Division II Playoff teams at ESU, during his coaching career.

His front five has provided the protection for the Warriors' record-setting offensive performances, and was instrumental in Jimmy Terwilliger's Harlon Hill campaign in 2005. ESU averaged nearly 500 yards of total offense and more than 35 points per game from 2004 through 2006. Most recently, the Warriors have ranked in the top 10 in Division II in total offense in 2012 (4th - 497.9 ypg), 2013 (7th - 508.1 ypg) and 2015 (10th - 488.0 ypg).

Santella has coached players who have combined for 25 All-PSAC selections and had at least one All-PSAC offensive lineman in every season from 2001 through 2013. Center Dan Caffrey was a first team All-PSAC East and Daktronics All-Region selection in 2011 as the Warriors led Division II in fewest tackles for loss.

Anthony Capitini (2021), Michael Fleming (2015-18), Seve Rivers (2011-12), Caffrey (2010-11), Morgan Thomas (2008-09), Mike Habel (2007-08), Dan Crozier (2004-05), Greg Munch (2002-03) and Joe Burton (2001-02) are all multiple-time All-PSAC honorees under Santella's mentorship. Norman Rogers III (2016), Cody Laubach (2013), Keith Weaver (2008), Jeff Kocsis (2005), Colin Delaney (2004) and Jim Sodano (2001) have also been all-conference.

Santella was a part-time assistant coach for the Warriors in both 1998 and 1999, working with the offensive line, and was a student coach in the fall of 1994 after receiving his bachelor's degree in physical education.

A native of Bethlehem, Pa., Santella went home to join the coaching staff at Lehigh University where he was an assistant for three years. He worked with the offensive line in 1995, coached the tight ends in 1996 and was the running backs coach in 1997.

Lehigh won the 1995 Patriot League championship in Santella's first year on the staff, and tailback Rabih Abdullah was a first team all-league selection and went on to play in the NFL.

In 2000, Santella was the tight ends coach at the University of Pennsylvania and helped the Quakers claim the Ivy League championship with a 7-3 record. The Quakers had the number one passing offense in I-AA football.

James Daniels

Defense/Defensive Backs



James Daniels completed his second season as the defensive backs coach with the East Stroudsburg football program in 2021.

In each of his first two seasons, he has guided an All-PSAC selection,

with safety Tyler Watson (2021, All-PSAC East First Team) and defensive back and Andre' Gray (2019, All-PSAC East Second Team) honors. His secondary has combined for 16 interceptions the past two seasons.

Daniels has participated in the Bill Walsh Diversity Coaching Fellowship each of the past three seasons, joining the Pittsburgh Steelers for training camp in 2022 along with the Denver Broncos in 2021 and 2020.

Prior to joining the East Stroudsburg staff, he spent the previous year coaching the nickels and linebackers at the University of Dayton. He also spent time coaching the defensive backs as a graduate assistant at the University at Buffalo in 2018, and was the defensive backs coach/recruiting coordinator in 2017.

Daniels also has experience coaching running backs at Notre Dame College (OH), Ohio Northern University, and Becker College. He started coaching in 2014 as the defensive quality control coach (safeties) at Towson University in Towson, Maryland.

As an undergraduate, Daniels was a member of the football team at the University of Mount Union. While at Mount Union, he was a 2008 NCAA Division II National Champion and helped his team finish as the national runner-up in 2009, 2010 and 2011.

Daniels earned his Bachelor's degree in Sport Business with a minor in Business from Mount Union in 2011. He earned his Master's in Curriculum and Instruction in August 2014.

Billy Inge III

Safeties /

Co-Special Teams Coordinator



Billy Inge enters his second season on the ESU Football staff in 2021. In 2022, he took on Co-Special Teams Coordinator duties.

In his first year on the coaching staff, Inge helped guide Tyler Watson to All-PSAC

East First Team honors at safety. Watson ranked third on the team in tackles (54) and pass breakups (9), while tying for the team lead in both interceptions (3) and forced fumbles (2). Watson ranked in the top-10 in the conference in pass breakups, interceptions, forced fumbles and fumble recoveries.

Inge was a two-year starter at free safety for the Warriors in 2017 and 2018. He was named to the All-PSAC East second team in his final season, when he led ESU with 76 tackles, ranked third in the PSAC with five interceptions, and had three forced fumbles. He was named one of the Warriors' team captains and was honored by the Touchdown Club of Southern New Jersey as one of its five collegiate players of the year.

Inge was a student assistant for the Warriors during the 2019 season, coaching an All-PSAC East cornerback, and helping ESU improve significantly in scoring defense, total defense, pass defense and opponents' completion percentage.

He tied ESU's career record with nine forced fumbles, coming in just 20 games and 19 starts. He had 142 career tackles and six interceptions.

Inge was the NCAA Division II statistical leader in forced fumbles (0.67 per game) in 2017 and was ESU's Red Shirt Award recipient. He had 66 tackles, an ESU record six forced fumbles, an interception, and eight pass breakups.

As a senior, Inge was PSAC East Defensive Player of the Week with two interceptions, including a touchdown, and two forced fumbles vs. West Chester.

Inge, a native of Williamstown, N.J., is a 2020 graduate of ESU with a degree in exercise science, and a concentration in sport and exercise conditioning.

His camp experience includes Friday Night Lights in the Poconos at ESU, ESU Prospect Camps and the First & Goal Sports Youth Camp.

ASSISTANT COACHES/SUPPORT STAFF

Matt Hagelagans

*Running Backs / Co-Special Teams
Coordinator*



Tony Drago

Faculty Mentor



Tyler Durfey

Equipment Manager



Liam Nelson

Linebackers



Bob Madsen

*Assistant to the Head Coach -
Operations*



Marc Gaudent

Strength and Conditioning

Scotty Mish

Student Coach



Greg Munch

Player Personnel



WARRIOR FOOTBALL SCHOLARSHIPS



The Warriors raise their helmets to the home crowd following a 41-17 win over Clarion in 2019.

ESU Foundation Warrior Football Scholarships

East Stroudsburg University has 49 football scholarships which have been established to support the program.

For more information, please call (570) 422-3658.

The 1968 Championship Football Team Annual Scholarship

David "Toby" Barkman '65 Endowed Scholarship

Ken '62 and Donna Benner Annual Scholarship

Derek Brown Memorial Annual Scholarship

Sterling '61/M'65 and Virginia '61 Brown Annual Scholarship

James A. Cantafio '76 Football Annual Scholarship

Thomas and Deanna Detwiler Football Endowed Scholarship

Detzi Family Football Annual Scholarship

Coach Denny Douds 50th Anniversary Celebration Annual Scholarship

Denny Douds Endowed Scholarship

Gaynor Family Football Annual Scholarship

Kathy Grayuski '82 M'88 Memorial Annual Scholarship

Jack Gregory '52 Football Endowed Scholarship

Peg and Jack '52 Gregory Annual Scholarship

Joseph C. '63 & Joanne '64 Heverin Endowed Scholarship

Robert A. Kearns '58 Football Endowed Scholarship

Betsie Kunkel Memorial Annual Scholarship

Dr. James & Mrs. Judith Leiding Endowed Scholarship

Doug Leonzi '94 Football Annual Scholarship

Bill '63 & Sandy '64 Lewis Annual Scholarship

Chris Maclsaac '02 Annual Scholarship

Mancuso Family Football Endowed Scholarship

Doug '67 M'69 and Marilyn McNamee Football Annual Scholarship

Maury Molin '76 Annual Scholarship

Miles Montague Football Annual Scholarship

Old Hats Annual Scholarship

Dr. Cummings A. "Jake" Piatt '61 Memorial Endowed Scholarship

Matthew J. Rapa '05 Football Annual Scholarship

Bob Richey '73 Football Annual Scholarship

James C. Roberts IV Memorial Endowed Scholarship

S. Jerome and Phyllis Rubin Football Endowed Scholarship

Bill Ruddy '57 Football Annual Scholarship

Kevin P. and Candace A. Ruddy Redshirt Football Endowed Scholarship

Mike Stambaugh '76 Football Annual Scholarship

Adam '00 and Erin Stauffer Annual Scholarship

Adam '00 and Erin Stauffer Endowed Scholarship

Willard Stem '76 Memorial Annual Scholarship

Roger Straub '94 Football Annual Scholarship

Elsie E. Strube Memorial Endowed Scholarship

Duane Struppler Jr. Endowed Scholarship

Doc Sutton Annual Scholarship

Doc Sutton Endowed Scholarship

Robert Tonkin '65 Family Football Annual Scholarship

VanFleet Family Football Annual Scholarship

Brent Voynar '95 Family Football Annual Scholarship

Scott Vrablic '02 Football Annual Scholarship

Warriors Football Club Annual Scholarship

Robert '75 and Julieann Willever Football Annual Scholarship

Martin Wortley '95 Endowed Scholarship

established by members of the 1968 PSAC championship team

in honor of David "Toby" Barkman '65

in honor of Ken '62 and Donna Benner

in memory of Derek Brown

in honor of Sterling '61/M'65 and Virginia '61 Brown

in honor of James Cantafio '76

in memory of Thomas and Deanna Detwiler

in honor of Jeff Detzi '79, Joe Detzi '79 and John Detzi '79

established to mark the celebration of his 50 years at ESU

in honor of head football coach Denny Douds

in honor of the Gaynor Family

in memory of Kathy Grayuski '82 M'88

in honor of Jack Gregory '52, ESU football coach from 1959-65

in memory of Peg Gregory

in honor of ESU alumni Joseph C. '63 and Joanne '64 Heverin

in honor of Robert A. Kearns '58

in memory of Betsie Kunkel by her husband Hank Kunkel '73

in honor of Dr. James and Mrs. Judith Leiding

in honor of Doug Leonzi '94

in honor of Bill '63 and Sandy '64 Lewis

in honor of Chris Maclsaac '02

in honor of Mike Mancuso '97

in honor of Doug '67 M'69 and Marilyn McNamee

in honor of Maury Molin '76

in memory of Miles Montague

in the name of "The Old Hats"

in memory of Cummings A. "Jake" Piatt '61

in honor of Matthew J. Rapa '05

in honor of Bob Richey '73

in memory of James C. Roberts IV

in honor of Pocono business leaders S. Jerome and Phyllis Rubin

in honor of Bill Ruddy '57

in memory of Kevin P. '83 and Candace A. Ruddy

in honor of Mike Stambaugh '76

in honor of Adam '00 and Erin Stauffer

in honor of Adam '00 and Erin Stauffer

in memory of Willard Stem '76

in honor of Roger Straub '94

in memory of Elsie Strube by her husband, William Strube

in memory of Duane Struppler Jr.

in honor of Bob "Doc" Sutton, ESU coach and professor

in honor of Bob "Doc" Sutton, ESU coach and professor

in honor of Robert Tonkin '65

in honor of Duane VanFleet '82

in honor of Brent Voynar '95

in honor of Scott Vrablic '02

provided by generous supporters of the Warrior Football Club

established by Robert '75 and Julieann Willever

in memory of Martin Wortley '95

WARRIORS COACHING LEGACY

The list below includes ESU alumni or graduate assistant coaches who have coached at the NCAA Division I or NFL level. To provide additions to this list, please contact the athletic communications staff



James Franklin '95
Penn State Head Coach



Brent Pry (GA)
Virginia Tech Head Coach



Harry Hiestand '83
Notre Dame Offensive Line Coach

CURRENTLY IN NFL

John Glenn '05
Seattle Seahawks linebackers coach
- Washington

CURRENTLY IN DIVISION I

James Franklin '95
Penn State head coach
- James Madison, Washington State, Idaho State, Maryland, Green Bay Packers (NFL), Kansas City Chiefs (NFL), Maryland, Vanderbilt (head coach)

Brent Pry (GA)
Virginia Tech head coach
- Virginia Tech, Western Carolina, Louisiana-Lafayette, Memphis, Georgia Southern, Vanderbilt, Penn State (Defensive Coordinator),

Harry Hiestand '83
Notre Dame offensive line coach
- Penn, USC, Toledo, Cincinnati, Missouri, Illinois, Chicago Bears (NFL), Tennessee, Notre Dame, Chicago Bears

Holman Copeland M'09
Delaware assistant coach/corners
- William & Mary, Buffalo, Central Connecticut, New Haven

Dennis Long '17
Monmouth Special Teams Quality Control - ESU

CURRENTLY IN DIVISION II

Mike Lackey (GA)
ESU defensive coordinator
- Missouri defensive GA

Jimmy Terwilliger '07
ESU head coach
- Parkland, Pleasant Valley

Mike Santella '94
ESU offensive line coach/recruiting coordinator
- Lehigh, Pennsylvania

Billy Inge III '20
ESU Safeties / Co-Special Teams Coordinator

CURRENTLY IN HIGH SCHOOL

Jon Pry '03
St. Thomas More (Lafayette LA) assistant
- Auburn, South Carolina State

Tim Roken '09
Saint Joseph's Prep head coach

Matt Walters '15
East Stroudsburg South head coach

Dan Burns '16
Pocono Mountain East head coach

Blaec Saeger '03
Pleasant Valley head coach

RETIRED/NO LONGER IN COACHING PROFESSION

Pat Flaherty '78
- previously: Penn State, Rutgers, East Carolina, Wake Forest, Iowa, Washington Redskins (NFL), Chicago Bears (NFL), NY Giants (NFL), San Francisco 49ers (NFL), Miami Dolphins (NFL), Jacksonville Jaguars (NFL), New York Giants consultant

Vic Fangio '80
Denver Broncos (Head Coach) - Baltimore Stars (USFL), Chicago Bears (NFL), New Orleans Saints (NFL), Carolina Panthers (NFL), Indianapolis Colts (NFL), Houston Texans (NFL), Baltimore Ravens (NFL), Stanford

Marshall Roberts M'03
Current Liberty Univeristy Assitant AD
VMI, Liberty, Anaheim Piranhas (Arena League), Frankfurt Galaxy (NFL Europe)

Joe Baker (GA)
Dallas Cowboys secondary coach
- Birmingham Fire (World League), Samford, Jacksonville Jaguars (NFL), Wisconsin, New Orleans Saints (NFL), Green Bay Packers (NFL), St. Louis Rams (NFL), Denver Broncos (NFL), Tampa Bay Buccaneers (NFL)

Mike Donnelly (GA)
Muhlenberg head coach
- Albany, Lafayette, Buffalo, Columbia

Ron Wisniewski (GA)
- Northern Colorado, Montana, Wyoming, Princeton

Joe Marciano (GA)
Detroit Lions special teams coordinator
- Rhode Island, Villanova, Penn State, Temple, Philadelphia/Baltimore Stars (USFL), New Orleans Saints (NFL), Tampa Bay Buccaneers (NFL), Houston Texans (NFL), Minnesota Vikings (NFL)

Brandon Phillips '13
Miami player personnel assistant
- Wilkes, Central Connecticut

Steve Axman M'75
- Albany State, Army, Illinois, Arizona, Denver Gold (USFL), Stanford, UCLA, Maryland, Northern Arizona (head coach), Minnesota, Washington, UCLA, Washington, Montana, Idaho, Nicholls State (interim head coach)

Doug McNamee '67
- Wagner, Drexel, Rhode Island

Gibby Romaine '66
- Kansas State, Maryland

Fred O'Conner
- Villanova, Maryland, Southern Mississippi, Villanova, Florida Blazers (World League), Chicago Bears (NFL), San Francisco 49ers (NFL - interim head coach 1978), Washington Redskins (NFL), Montreal Alouettes (CFL), Catholic (head coach), Florida Atlantic

Joe Daniels (GA)
- Colleges: Boston College, West Virginia, Pittsburgh, Cincinnati, Ohio State (most recently), NFL: Cleveland Browns, Buffalo Bills, New York Jets

Billy Lewis '63
- Pittsburgh, Wake Forest, Georgia Tech, Arkansas, Wyoming (head coach), Georgia, East Carolina (head coach - 1991 AFCA Coach of the Year), Georgia Tech (head coach), Miami Dolphins (NFL), Notre Dame

Sterling Brown '61
- Hofstra, Navy, Villanova, Drexel (head coach), Pennsylvania, Wyoming, Temple, Virginia, Ursinus (head coach/associate AD), South Carolina (associate AD), Virginia Tech (associate AD), Marshall (senior associate AD), Wyoming (senior associate AD), Georgia Tech (senior associate AD)

John Brunner '60
- Villanova, Temple, Princeton, Detroit Lions (NFL), Green Bay Packers (NFL), Tampa Bay Buccaneers (NFL), Minnesota Vikings (NFL)

John Petercuskie '50
- Dartmouth, Boston College, Princeton, Cleveland Browns (NFL), Harvard, Liberty

John Whitehead '50
- Lehigh (head coach 1976-85)

EILER-MARTIN STADIUM

Our Home — Gregory-Douds Field at Eiler-Martin Stadium



A red-out crowd at Eiler-Martin Stadium on September 21, 2019 vs. Edinboro

East Stroudsburg University's Gregory-Douds Field at Eiler-Martin Stadium is named in honor of **John R. Eiler**, an outstanding athlete at the school in the early 1930s and later athletic director and a championship soccer coach, and the late **Gene Martin**, the Warriors' head football coach from 1942-57 and the school's long-time Dean of Men. The names of coaches **Jack Gregory** (1959-65) and **Denny Douds** (1974-2018) were added in a ceremony following a 58-14 win vs. Cheyney on Oct. 30, 2010.

Formerly swamp land in 1932, today's stadium and field were filled in by East Stroudsburg State Teachers' College students working in federal work programs instituted after Franklin Roosevelt was elected president in 1932. Many football players at the time were members of the work crew.

Dedication ceremonies were held on Oct. 22, 1938, before a football game against Cortland State. There was a parade to the

stadium which included both football teams, members of all other athletic teams in full uniform, students in the Physical Education and Health program, municipal and college officials, and even game officials.

New home bleachers were added in 1960 while a fully enclosed, air-conditioned press box was installed in 1988 and new away bleachers were added in 1989. Also in 1988, an electronic message center scoreboard was erected at the south end of the field, which was upgraded to a video board in 2014. The stadium has undergone other major upgrades in the past decade, including the installation of FieldTurf in the summer of 2008 (and re-installation in summer 2018) that gives ESU a sparkling multi-use facility. Lights were added in the spring of 2007 which made night games possible for the first time in school history. The track was resurfaced and expanded to eight lanes for the Warriors' track and field program in 2005.



OFFENSE RETURNING STARTERS

JAKE CIRILLO • 7

QB 6-4 235 R-Senior

East Stroudsburg, Pa./

East Stroudsburg South

Enters final season of eligibility in 2022 ranking 10th all-time at ESU in passing yards (4,584) and touchdown passes (34), eighth in completions (383), ninth in attempts (691) and sixth in completion percentage (55.4%).



R-Senior (2021): Started in nine of 11 games, missing Lock Haven and Mercyhurst games due to injury... threw for team-high 1,515 yards and ran for 160 yards... completed 116 passes times on 227 attempts (51%)... threw for 10 touchdowns ... tossed three touchdowns and ran in a touchdown in season-opener against Pace... tossed season-high 286 yards against Shippensburg.

R-Junior (2020): Season canceled due to COVID-19 pandemic

R-Sophomore: Played in 10 games and made 9 starts ... 170-for-273 for 1,862 yards, 15 TD, 8 interceptions ... 94 carries, 446 yards, 3 TD ... completion percentage (62.3) is 2nd-best in school history ... 446 rushing yards are 6th-most by ESU quarterback in single season ... PSAC East Offensive Player of the Week after going 19-for-23 for 280 yards, 5 TD, Int.; 7 carries, 54 yards in win at Lock Haven ... 260 yards, 2 TD; 96 rushing yards, TD at Seton Hill ... threw for 222 yards, 3 TD vs. Millersville.

R-Freshman: Played 7 games ... started 6 of final 7 games ... 97-for-191 for 1,207 yards, 9 TD and 6 interceptions ... ran for 251 yards and 2 TD ... was 34-for-59, 418 yards, 3 TD vs. Ohio Dominican ... 14-for-24, 142 yards, TD, Int. with 14 carries, 87 yards, TD in season-ending win at Clarion.

Background: 3-time 2nd team All-Eastern Pennsylvania Conference selection ... threw for 6,438 career yards and 69 TD ... set school record for TD passes ... ranks 9th in District 11 in career passing yards ... threw for 2,133 yards and 26 TD, and ran for

647 yards and 6 TD, as a senior ... 4-year starter ... led team to Mountain Valley Conference championship (10-0 record) and finished 11-2 as a freshman in 2013 ... 4-year letterwinner in baseball ... member of EPC Student Athletic Character Council as a junior and senior ... majoring in Health and Physical Education.

Passing

Year	Comp	Att	Yds	TD	Int
2018	103	188	1195	9	5
2019	170	273	1862	15	8
2021	116	227	1515	10	6
Career	383	691	4584	34	20

Rushing

Year	Att	Yds	Avg	Long	TD
2018	65	245	3.8	36	1
2019	94	446	4.7	38	3
2021	53	160	3.0	30	2
Career	218	857	3.9	38	7

CLIFFORD BRINKLEY • 11

WR 6-3 225 5th

Philadelphia, Pa./Overbrook

Redshirt Senior (2021): Appeared in 10 games making five starts ... battled injuries throughout season ... posted 23 receptions for 281 yards (third on team), and tallied a touchdown against Lock Haven ... Season-high 75 yards against Pace in season opener.



Redshirt Junior (2020): Season canceled due to COVID-19

Redshirt Sophomore (2019) (Season Stats): Played in 6 games ... had 5 catches for 94 yards ... 2 catches, season-high 55 yards at Seton Hill.

Redshirt Freshman (2018) (Game-by-Game): Played in 6 games ... had 3 catches for 43 yards and a touchdown.

Freshman (2017): Redshirt season

Background: 3-time All-Public League and 2-time All-City ... 39 receptions, 1,053 yards and 13 TD as a senior ... 3-year starter

... played wide receiver, defensive back, linebacker and punter ... earned 2 letters in track and field ... member of District 12 4x400m relay championship squad ... major is undeclared.

Receiving

Year	Rec	Yds	Avg	Long	TD
2018	3	43	14.3	19	1
2019	5	94	18.8	34	0
2021	23	281	12.2	43	1
Career	31	418	13.5	43	2

DAWSON STUART • 14

TE 6-4 245 R-Senior

Pottstown, Pa./Owen J. Roberts

Redshirt Junior (2021): Transitioned from quarterback to tight end, appearing in 10 games ... made six starts ... 10 receptions for 102 yards and a touchdown against Lock Haven
Redshirt Sophomore (2020): Season canceled due to COVID-19
Redshirt Freshman (2019): Made his collegiate debut at West Chester.
Freshman (2018): Redshirt season



Background: All-Pioneer Athletic Complex selection in football, basketball and baseball ... Mini-Maxwell Award honoree and team MVP in football ... played quarterback and middle linebacker ... All-Area and team MVP in basketball, and also All-Area in baseball ... 4-year letterwinner in each sport ... Honor Roll student ... intends to major in Biology.

Receiving

Year	Rec	Yds	Avg	Long	TD
2021	10	102	10.2	17	1
Career	10	102	10.2	17	1

Rushing

Year	Att	Yds	Avg	Long	TD
2021	1	11	11.0	11	0
Career	1	11	11.0	11	0

OFFENSE RETURNING STARTERS

GUNNER ANGLOVICH • 26

TB 5-9 185 5th
Bethlehem, Pa./Liberty

ALL-PSAC EAST (2021)
PSAC East Athlete of the Week (2021)

R-Senior (2021): Started in all 11 games ... All-PSAC East running back... 209 carries, 962 rushing yards (1st on team, 2nd in PSAC East, 4th in PSAC), and eight rushing touchdowns ... Longest run of 55 yards vs. Millersville and scoring 2 touchdowns vs. Millersville... Career high 140 rushing yards vs. Pace... 28 receptions, 210 yards receiving... career high 71 receiving yards vs. Slippery Rock ... reached the 100-yd threshold in four games ... averaged 108.7 all-purpose yards per game which ranked second on the team and eighth in the PSAC ... named PSAC East Athlete of the Week after rushing for 139 yards on 21 carries and two touchdowns in homecoming victory over Millersville.



R-Junior (2020): Season canceled due to COVID-19 pandemic.

R-Sophomore (2019) (Season Stats): Played in 10 games and made 2 starts ... had 46 carries for 214 yards and 5 TD ... 29 catches, 203 yards ... 3rd on team in rushing yards ... 5th in yards from scrimmage ... 4th in receptions ... 6 carries, 83 yards, including 52-yard TD at West Chester ... 10 carries, 34 yards, 2 TD vs. Millersville ... 4 catches for 52 yards, and had 5 carries, 19 yards, TD vs. Bloomsburg.

R-Freshman (2018) (Game-by-Game): Played in 11 games and made 5 starts ... had 13 carries for 48 yards and a TD ... 21 catches, 221 yards, TD.

Background: 1st team All-Area running back and 2nd team All-Area defensive back ... ran for 1,061 yards on 166 carries and scored 13 TD as a senior ... 4-year letterwinner at running back, defensive back and outside linebacker ... state qualifier in wrestling ... placed 3rd in District and 4th in Region ... had 31-14 record as a senior ... competed at 145, 160 and 170 pounds ... District qualifier in

track and field ... competed in 100m, 200m, 4x100m relay and 4x400m relay for one year ... assisted with Special Olympics ... member of Power of 10 against drugs and alcohol ... Honor Roll student ... majoring in Criminal Justice.

Rushing					
Year	Att	Yds	Avg	Long	TD
2018	15	56	3.7	10	1
2019	46	214	4.7	52	5
2021	209	962	4.6	55	8
Career	268	1224	4.6	55	14

Receiving					
Year	Rec	Yds	Avg	Long	TD
2018	23	227	20.6	30	1
2019	29	203	20.3	24	0
2021	28	210	19.1	31	0
Career	78	634	19.8	31	1

ANTHONY CAPITINI • 70

OL 6-3 290 R-Junior
Phillipsburg, N.J./Phillipsburg

ALL-PSAC EAST Second Team (2021)

Redshirt Junior (2021): Appeared in all 11 games, making 10 starts at both guard and center ... helped ESU to a top-five rushing offense in the PSAC ... provided blocks for All-PSAC East tailback Gunner Anglovich, who finished fourth in the PSAC and second in the PSAC East with 962 yards.



Redshirt Sophomore (2020): Season canceled due to COVID-19

Redshirt Freshman (2019): Played in all 11 games and made 10 starts at center ... started final 10 games of season after making debut in season-opening win at DI FCS Wagner ... Warriors ran for 1,353 yards (123.0 per game) and threw for 2,340 yards (212.7 per game).

Freshman (2018): Redshirt season

Background: 1st team All-Conference and 3rd team All-Group 4 ... team captain in Lehigh Valley McDonald's All-Star Game ... 3-year letterwinner on offensive and defensive line ... Whiz Reinhart Award

recipient ... helped team to 10-2 record as a senior ... Honor Roll student ... intends to major in Business Management.

Raymond Christas • 74

OL 6-2 290 R-Junior
York, Pa./Dallastown

Junior: Started in all 10 games he appeared in, missing the Mercyhurst game due to injury ... helped ESU to a top-five rushing offense in the PSAC ...



provided blocks for All-PSAC East tailback Gunner Anglovich, who finished fourth in the PSAC and second in the PSAC East with 962 yards.

Sophomore (2020): Season canceled due to COVID-19

Freshman (2019): Started season-opening win at DI FCS Wagner as true freshman before missing remainder of season due to injury.

KYLER WUESTNER • 76

OL 6-2 290 R-Junior
Hummelstown, Pa./
Lower Dauphin

Junior (2021): Appeared in nine games ... helped ESU to a top-five rushing offense in the PSAC ... provided blocks for All-PSAC East tailback Gunner



Anglovich, who finished fourth in the PSAC and second in the PSAC East with 962 yards.

Sophomore (2020): Season canceled due to COVID-19

OFFENSE RETURNING STARTERS

Freshman (2019): Redshirt season

Background: All-Conference selection ... Team MVP and captain ... 2-time All-State in wrestling ... All-Conference ... Honor Roll student ... member of Spanish Honor Society and Science National Honor Society ... majoring in Health and Physical Education.

Tim Kinney • 78

OL 6-4 280 Junior
East Stroudsburg, Pa./
Eas Stroudsburg South

Junior (2021):

Started in all 11 games at tackle ... helped ESU to a top-five rushing offense in the PSAC ... provided blocks for All-PSAC East tailback Gunner Anglovich, who finished fourth in the PSAC and second in the PSAC East with 962 yards.



Sophomore (2020): Season canceled due to COVID-19

Freshman: Started all 11 games at right tackle as a true freshman ... made collegiate debut in season-opening win at DI FCS Wagner ... Warriors ran for 1,353 yards (123.0 per game) and threw for 2,340 yards (212.7 per game).

Background: All-State 1st team selection ... 2-time 1st team All-Eastern Pennsylvania Conference on offensive line, and also earned 1st team honors on defensive line ... helped team to District championship in 2018 ... earned 3 letters in football, 2 in baseball and 1 in basketball ... Honor Roll student ... member of National Honor Society ... majoring in Business Management.

ELIE LAVARIN • 85

WR 6-0 180 5th
Brick, N.J./Brick Memorial

Redshirt Senior (2021): Appeared in 10 games, making four starts ... recorded 22 receptions for 313 receiving yards (2nd on team), and four receiving touchdowns (2nd on team)



... Longest reception came against West Chester for an 85 yard touchdown ... Season-high 104 receiving yards against the Golden Rams ... Registered a pair of receiving touchdowns against Bloomsburg.

Redshirt Junior (2020): Season canceled due to COVID-19

R-Sophomore: Played in 7 games ... had 3 catches for 47 yards, including 36-yard catch at Lock Haven.

Background: All-Division selection ... 4-year letterwinner at running back, wide receiver, defensive back and kick returner ... All-Shore Game participant ... 55 carries for 576 yards as a senior ... helped team to state runner-up (Central Jersey Group 4) as junior ... earned 2 letters in basketball and 1 in baseball ... member of French Club ... intends to major in Social Work..

Year	Receiving				
	Rec	Yds	Avg	Long	TD
2018	0	0	0	0	0
2019	3	47	6.7	36	0
2021	22	313	31.3	85	4
Career	25	360	14.4	85	4

DEFENSE RETURNING STARTERS

ADEWALE OBAYANJU • 1

DB 6-1 200 Jr.
Baltimore, Md./Calvert Hall

Sophomore (2021): Appeared in 9 games and made five starts... recorded 12 total tackles and a pass break up... registered a career-high three tackles against Lock Haven and West Chester.



Freshman (2020): Season canceled due to COVID-19

Terwilliger's on Obayanju: "Adewale is a true lockdown cornerback from Calvert Hall in Maryland. He is a man-corner, and he wears his competitive drive on his sleeve. He is not afraid to be on an island, and he looks forward to attacking challenges. He will be an impact player in our conference."

safety ... posted 46 tackles, 1.5 tackles for loss, 4 interceptions, 1 fumble recovery and 6 pass break-ups ... tied for team lead in interceptions (4), ranked 5th in tackles (46) ... season-high 8 tackles at Seton Hill ... 6 tackles, TFL at Kutztown ... interceptions vs. Edinboro, Bloomsburg, Shepherd and Clarion.

R-Freshman: Played in all 11 games ... Recorded 6 tackles on the year ... Made 2 tackles apiece in games vs. Lock Haven and Bloomsburg.

Background: All-Conference and Team MVP selection ... played running back and safety ... All-Conference as center fielder in baseball ... 2-year letterwinner in both sports ... assisted with charity food drives ... received U.S. Marine Corps athletic award ... majoring in Physics.

Defense

Year	Tackles	TFL	Sacks	FF/FR	Int.
2018	6	0	0	0/0	0
2019	46	1.5	0	0/1	4
2021	54	1.0	0	2/2	3
Career	106	2.5	0	2/3	7

honorable mention at linebacker ... plans to major in sport management.

Defense

Year	Tackles	TFL	Sacks	FF/FR	Int.
2021	80	9.5	1.0	0/1	0
Career	80	9.5	1.0	0/1	0

DESHAWN MCCARTHY • 18

DE 6-4 265 Senior
Philadelphia, Pa./Northeast

- SHRINE BOWL 1000 (2022)
- Lyndy's Sports Magazine
- Preseason All-Division II First Team
- AFCA All-America First Team (2021)
- D2FOOTBALL.COM Elite 100 First Team
- D2CCA Super Region 1 Second Team
- ALL-PSAC East First Team (2021)

Career: 19 sacks and 24.5 tackles for loss ... ranks ninth all-time at ESU in sacks and trails all-time leader Des Hussey and Bill Camp by 14 sacks with two seasons of eligibility remaining.

Junior (2021):

Earned All-America first team honors from the AFCA and D2football.com, along with all-region accolades from D2CCA and all-conference nod ... put together



one of the best seasons in recent memory in rushing the quarterback ... first defensive end and eighth Warrior to earn first team All-America status ... became 11th Warrior All-America selection from D2Football.com ... Posted 41 tackles, 17 TFL's (most by ESU player since 2008), 13 sacks (most by Warrior since 1992, led PSAC and 3rd-most nationally), and five pass deflections (second most at ESU) ... recorded season high seven tackles against Millersville ... tackles for loss including and four sacks against Pace.

Sophomore (2020): Season canceled due to COVID-19

Freshman (2019): Played in 10 games as a true freshman ... posted 29 tackles, 7.5 tackles for loss, 6 sacks and 2 forced fumbles ... led team in sacks (6) and forced fumbles (2), and ranked 2nd in tackles for loss (7.5) ... season-high 7 tackles, 2 sacks vs. Shippensburg ... 5 tackles, 2 sacks,

TYLER WATSON • 3

FS 5-11 180 5th
Warrington, Pa./
Central Bucks South

ALL-PSAC FIRST TEAM (2021)

R-Senior (2021):

Started all 11 games...All-PSAC First Team at safety ... ranked third on the team tackles (54), pass breakups (9) and tied for the team lead in both interceptions (3) and forced fumbles (2) ... ranked in the top-10 in the conference in pass breakups, interceptions, forced fumbles and fumble recoveries ... recorded career-high 13 tackles against eventual PSAC Champion Kutztown and posted three-plus tackles in nine of 11 games this season.



in

R-Junior (2020): Season canceled due to COVID-19.

R-Sophomore: Started all 11 games at

PAUL CARERRAS • 15

LB 6-0 225 R-Junior
Bethlehem, Pa. /
Bethlehem Catholic

Redshirt Sophomore: Started all 11 games at linebacker

... led Warriors with 80 tackles, ranked second with 9.5 TFL's and added a sack, a pass breakup, and a fumble recovery ... Season-best 10 tackles against Gannon and Shippensburg... also registered a sack against Shippensburg.



Redshirt Freshman (2020): Season canceled due to COVID-19

Freshman (2019): Redshirted in 2019.

Background: PIAA Class 4A All-State First Team selection ... All-Area and EPC All-South Conference First Team ... helped Becahi to three district championship ... Lehigh Valley Live All-Decade Team

DEFENSE RETURNING STARTERS

forced fumble in win at Lock Haven ... forced fumble vs. Clarion.

Defense					
Year	Tackles	TFL	Sacks	FF/FR	Int.
2021	41	17	13	0/1	0
2019	29	7.5	6	2/0	0
Career	70	24.5	19	0/1	0

DEVON BANKS • 24

DB 5-8 175 R-Senior

Williamstown,

N.J./

Williamstown

R-Junior (2021):

Started in 10

of 11 games

Recorded 21

tackles, four pass

break ups (tied

for third-most

on team), and added a fumble recovery...

career-high four tackles against West

Chester.



R-Sophomore (2020): Season canceled due to COVID-19 pandemic.

R-Freshman (2019) (Season Stats): Played in 5 games ... had 4 tackles.

Background: All-Conference wide receiver and defensive back ... Williamstown HS Male Athlete of the Year in spring 2018 ... A Few Good Men Award recipient ... Mayor's Cup Football Game participant ... played in 2018 Phil Simms North-South All Star Classic ... 3-year letterwinner ... majoring in Criminal Justice

Defense					
Year	Tackles	TFL	Sacks	FF/FR	Int.
2019	4	0	0	0/0	0
2021	21	0	0	0/1	0
Career	25	0	0	0/1	0

SHAVAR HUSSETT • 25

DB 5-10 205 Senior

Whitehall, Pa.

/ Whitehall

Junior (2021):

Started all

11 games ...

recorded 45

tackles, three

interceptions

(tied for team

lead), and two

pass breakups

... career-high nine tackles at Shepherd...

tallied interceptions against Slippery Rock,

Millersville, and Shippensburg ... 6 kick

returns for 127 yards with a season-best

66 yard return at Shepherd.



Sophomore (2020): Season canceled due to COVID-19

Background: Helped Zephyrs win 2016 and 2017 District championships ... majoring in Athletic Training.

Defense					
Year	Tackles	TFL	Sacks	FF/FR	Int.
2021	45	0	0	0/0	3
Career	45	0	0	0/0	3

JAHMERE CRUMPTON • 33

SS 5-9 175 R-Senior

Philadelphia, Pa. / West Catholic

Redshirt Junior

(2021): Started

all 11 games,

versatile

defensive back at

safety, nickel, and

corner... recorded

47 tackles, 1

tackle for loss,

an interception

against Kutztown

and 4 total pass breakups ... Season-best 8

tackles at Kutztown.



Redshirt Sophomore (2020): Season canceled due to COVID-19

Redshirt Freshman (2019) (Season Stats):

Played in all 11 games and made 8 starts

at cornerback ... posted 27 tackles, 1.5

tackles for loss, 1 forced fumble, 1 fumble

recovery, 6 pass breakups ... returned blocked kicks for touchdowns against Clarion (84 yds) and Lock Haven (83 yds) ... broke up 2 passes vs. Edinboro and Shippensburg ... forced fumble at West Chester ... recovered fumble in season-opening win at DI FCS Wagner.

Freshman (2018): Redshirt Season

Background: All-Catholic, All-City and All-Southeastern PA selection ... 4-year letterwinner at defensive back ... major is undeclared.

Defense					
Year	Tackles	TFL	Sacks	FF/FR	Int.
2019	27	1.5	0	1/1	0
2021	47	1	0	0/0	1
Career	74	2.5	0	1/1	1

AIDAN HAYWARD • 45

DE 6-1 225 R-Junior

Pottstown, Pa. / Owen J. Roberts

Redshirt

Sophomore

(2021): Appeared

in all 11 games,

making seven

starts ... posted

16 tackles, 3.5

tackles for loss,

2.5 sacks, and 2

forced fumbles

(tied for team

lead) ... Recorded

1.5 sacks and four tackles against Pace.



Redshirt Freshman (2020): Season canceled due to COVID-19

Freshman (2019): Redshirt season

Background: 2-time All-PAC 10 1st team selection on defense ... PAC-10 2-Way Player of the Year ... All-State (6A) honorable mention selection ... majoring in Exercise Science.

Defense					
Year	Tackles	TFL	Sacks	FF/FR	Int.
2021	16	3.5	2.5	2/0	0
Career	16	3.5	2.5	2/0	0

DEFENSE RETURNING STARTERS

JACOB KEANE • 56

LB 6-2 225 5th
Mount Pocono, Pa./
Pocono Mountain East

Senior (2021):

Started all 11 games at linebacker ... recorded 74 tackles (2nd most on team), 7.5 TFL's (3rd on team), a sack, a pass break up and a forced fumble... Posted season-high 10 tackles against West Chester, Shepherd and Gannon... Tallied sack against Mercyhurst for a loss of five yards ... former quarterback at Pocono Mountain Eat completed 16-yard pass to John Siggins on a fake punt at Lock Haven for a first down.



Junior (2020): Season canceled due to COVID-19

Sophomore (2019) (Season Stats): Played in 10 games ... posted 16 tackles ... season-high 4 tackles at Lock Haven.

Freshman (2018) (Game-by-Game): Played in 8 games and made 6 starts ... 41 tackles, 5.5 TFL, 2.5 sacks, 2 forced fumbles.

Background: All-Eastern Pennsylvania Conference and All-Area selection ... 3-year letterwinner at quarterback, linebacker and defensive back ... catcher in baseball for 2 seasons ... major is undeclared.

Year	Defense				
	Tackles	TFL	Sacks	FF/FR	Int.
2018	41	5.5	2.5	2/0	0
2019	16	0	0	0	0
2021	74	7.5	1	1/0	0
Career	131	13.0	3.5	3/0	0

DARYN BLACKWELL • 90

DL 6-0 285 R-SR.
Toms River, N.J.
Toms River North

- CoSIDA Super Region 1 All-Academic Team (2021)

- PSAC SAAC Co-Chair (2022)

R-Junior (2021):

Appeared in 10 games and made nine starts ... recorded 23 tackles, four TFL's, half-a-sack, and a fumble recovery ... season-high four tackles came at Lock Haven...fumble recovery against Pace.



R-Sophomore (2020): Season canceled due to COVID-19 pandemic.

R-Freshman (2019) (Season Stats): Played in all 11 games and made 10 starts ... had 17 tackles and 2.5 tackles for loss ... season-high 3 tackles vs. Kutztown and Clarion ... 2 tackles, TFL at West Chester.

Background: 2-time All-State, 3-time All-A South and 2-time 1st team All-Shore selection ... 2-time team captain ... helped team to state championship as sophomore and A-South championship as junior, going 11-1 both seasons ... 4-year letterwinner ... in track and field, placed 5th in state in discus, and 15th in javelin ... majors in Sport Management.

Year	Defense				
	Tackles	TFL	Sacks	FF/FR	Int.
2019	17	2.5	0.5	0/0	0
2021	23	4	0.5	0/1	0
Career	40	6.5	1.0	0/1	0

RETURNING LETTERWINNERS

ELIJAH JOHNSON • 2

LB 5-11 190 Srr.
Henryville, Pa. /
East Stroudsburg South

Junior (2021): Appeared in seven games ... recorded four tackles

Sophomore (2020): Season canceled due to COVID-19.

Freshman (2019): Played in 9 games ... had 9 tackles ... season-high 3 tackles vs. Millersville.



Background: 1st team All-Conference linebacker and 2nd team at tight end ... won District 11 championship ... set school's all-time tackle record ... Honor Roll student ... majoring in Marketing and Management.

CHAD PARTON • 8

WR 5-10 195 So.
Allentown, Pa. / Salisbury

Freshman (2021): Appeared in six games, making starts in four of the final five games ... seven receptions for 67 receiving yards... Longest catch going for 28 yards against Shippensburg...

Three kick returns for 63 yards, averaging 21 yards per return ... 3 punt returns for 10 yards with his longest return going for 15 yards against Gannon.



Background: Pennsylvania Class AA All-State selection ... Morning Call Colonial League Offensive Player of the Year in 2020 ... set single season school records in catches (58), yards (1,052) and touchdowns (12) as a senior ... graduated as Salisbury's all-time leader in receptions (127), yards (2,113) and touchdowns (23) ... Named to McDonald's Lehigh Valley All-Star Classic and PSFCA East-West small-school game rosters ... Edward J. Watto Memorial Community Service Award winner ... also

played basketball ... volunteered with Lehigh Valley Children's Hospital Holiday gift collection and Wounded Warrior Summer Games ... honor roll student ... plans to major in business.

Terwilliger on Parton: Chad is an extremely dynamic playmaker. He made game-changing plays on offense, defense and special teams. Parton is a PA All-State selection and the Colonial League Player of the Year. He brings speed and big play ability to our offense.

MATTHEW DAVIS • 9

LB 6-2 225 Jr.
Willingboro, N.J. /
Camden Catholic

Sophomore (2021): Appeared in seven games ... recorded a pair of tackles against Bloomsburg.

Freshman (2020): Season canceled due to COVID-19.

Background: Earned second-team all-conference honors ... recorded 71 tackles and four sacks ... aspires to go to dental school and receive DDS

Terwilliger on Davis: "Matthew is a great addition to an already highly productive linebacker unit. He is as athletic of a linebacker as we've had. We had the opportunity to meet him at our camp, he visited our campus in the fall, committed in the winter, and now he is a true Warrior. We can't wait to welcome him to the family."

AARON TOBIAS • 10

QB 6-2 205 Jr.
Centre Hall, Pa. / Penns Valley

2021 (Sophomore): Made three appearances as third-string quarterback ... first two attempts came against Lock Haven ...



rushed for 13 yards against eventual PSAC Champion Kutztown ... completed first collegiate pass and finished 2-3 for four yards against Millersville.

2020 (Freshman): Season canceled due to COVID-19

Background: 2x PIAA Class AA All-State ... PA Football News Coaches Select Class AA All-State Team ... Nominated for Mr. PA Football twice ... advanced to Mr. PA Football Tremendous 25 in 2019 ... 3x All-MAFC First Team ... 8,034 career passing yards (19th most in PA history) with 99 touchdowns (8th all-time in PA history) ... threw for 3,534 yards (18th most in PA history) and 54 touchdowns (PA State Record) as a senior with 374 yards rushing and five rushing touchdowns ... Threw for 539 yards in a single game, which ranks fifth most in PA State history ... also threw for 452 yards (2019), 434 yards (2019) and 431 yards (2018) which all rank in the top 30 most passing yards in history ... Most career passing yards in Centre County history ... led Penns Valley to its first-ever Mountain Athletic Conference championship in 2019 ... played point guard on the basketball team and also played baseball ... volunteers with Relay for Life, youth camps and Red Cross blood drives ... plans to major in exercise science ... aspires to win a PSAC and national championship.

Terwilliger on Tobias: "Welcome to QBU. Aaron was one of the most productive quarterbacks in Pennsylvania state football history. He threw for 54 touchdowns his senior year. He's a coach's son, and his ability to make all the throws is evident. Aaron will be a great addition to our rich success at the quarterback position. We look forward to breaking more records with him!"

MATT DELAURENTIS • 17

QB 6-2 215 R-Sr
East Norriton, Pa. /
Pope John
Paul II

Reshirt Junior (2021): Served as the holder and backup QB ... made first collegiate starts in wins against Mercyhurst and



RETURNING LETTERWINNERS

Lock Haven ... appeared in 10 of 11 games ... completed 46 of 80 passes for 557 passing yards ... registered six touchdowns with zero interceptions ... tossed four touchdowns at Lock Haven, where he threw for a career-high 276 yards.

Redshirt Sophomore (2020): Season canceled due to COVID-19

Redshirt Freshman (2019): Served as the holder and backup QB ... Helped in Jordan Walters' record-setting season in which he set the ESU record for highest field goal pct in a season (.842) and tied the single-season record in field goals made (16).

Freshman (2018): Redshirt season

Background: Pioneer Athletic Conference Offensive Player of the Year ... Mini-Maxwell Award honoree ... nominated for PA Mr. Football ... set school records for passing yardage, TD's and completions ... 2-year starter and 4-year letterwinner ... threw for 2,033 yards and 20 TD, and ran for 330 yards and 8 TD, as a senior ... team captain ... contributed as quarterback, defensive back and punter ... also played basketball for 2 seasons and earned a letter ... member of Community Service Corp, Student Ambassador program, Shooting Stars and Fantastic Friends ... named to Eastern PA Football All-Academic Silver Team ... intends to major in Criminal Justice.

TYRIQ LEWIS • 19

TB 6-2 215 Jr.
Downingtown, Pa. /
Downingtown West

Sophomore (2021): Appeared in all 11 games totaled 73 carries for 369 rushing yards which ranked second at ESU ... Posted season-high 114 rushing yards against Bloomsburg including his first collegiate touchdown ... recorded 5 receptions for 19 yards with a long of 7 yards.



Freshman (2020): Season canceled due to COVID-19

COVID-19

Background: Chester County All-Area Player of the Year in 2019 ... All-State selection at running back ... set Chesmont record for touchdowns ... 6A District champion ... majoring in Accounting.

Terwilliger on Lewis: "Tyriq is the player of the year in Southeastern Pennsylvania. He has legit speed, and can make plays all over the field. He adds an electric playmaking ability to our run game. We love his character and his work ethic is unrivaled. He is a culture driver, and someone that will add great enthusiasm to our locker room."

TJ HARRIS • 20

DB 5-10 180 Jr.
Wyncote, Pa. / Cheltenham

Sophomore (2021): Made 10 appearances ... recorded three solo tackles on the season, registering tackles against Kutztown, Shippensburg, and Shepherd.



Freshman (2020): Season canceled due to COVID-19

Terwilliger on Harris: "TJ is an impact player. He led his team to the state championship game and has the ability to change the game on either side of the ball. His playmaking ability will be a great addition to a defense that had the number two turnaround in all of Division II football."

RAHEEM WHITE • 22

DB 5-10 180 R-So.
Wyncote, Pa. / Cheltenham

Reshirt Sophomore (2021): Appeared in five games... tallied tackles against Millersville and Bloomsburg.



Redshirt

Freshman (2020): Season canceled due to COVID-19

Freshman (2019): Redshirt season

Background: 3rd team All-Public League selection ... Honor Roll student ... member of National Honor Society ... majoring in Business Management.

MAKAI BOOKER • 23

DL 6-4 225 Jr.
Baltimore, Md. /
Milford Mill Academy

Sophomore (2021): Appeared in 8 games... posted 2 tackles against Millersville.



Freshman (2020): Season canceled due to COVID-19 pandemic.


Background: 2019 Maryland Crab Bowl All-Star selection ... First Team all-county ... recorded 16 sacks ... high school teammates with fellow Warrior Khalil Scott ... honor roll student ... plans to major in sport management.

Terwilliger on Booker: "Makai has the making of a true Warrior great. He has a mix of great size and speed, and we think he will translate well to our blitz mentality defense. We can't wait to see him bend the edge."

CHRISTIAN WEISSMAN • 27

FS 6-2 190 R-Jr.
Hammonton, N.J. / Hammonton

Redshirt Sophomore (2021): Appeared in eight games... recorded 12 tackles on the season with five total against Millersville.



Redshirt Freshman (2020): Season canceled due to COVID-19.

Freshman (2019): Redshirt season

RETURNING LETTERWINNERS

Background: 2nd team All-Conference selection ... team captain ... 4-year member of football program as quarterback, wide receiver and safety ... played basketball for 2 seasons ... Honor Roll student ... majoring in Exercise Science.

NOAH HAMBRICK • 29

DB 5-8 155 Jr.
Parkville, Md./ Parkville

Sophomore (2021):
Appeared in nine games ... recorded 15 total tackles... season high 8 tackles against Shepherd.



Freshman (2020):
Season canceled due to COVID-19

Background: All-State selection ... ran for 1,700 yards and 19 TD as a senior ... team won Regional championship and advanced to State quarterfinals ... All-Metro Scholar-Athlete Award recipient ... Honor Roll student ... majoring in Criminal Justice with minor in Earth and Space Science.

ADRIAN LAMBERT • 31

FB 5-10 250 R-Sr.
Oreland, Pa. / Archbishop Wood

Redshirt Junior (2021): Appeared in nine games as backup fullback ... registered a reception for two yards against Millersville.



Redshirt
Sophomore (2020):
Season canceled due to COVID-19

Redshirt Freshman (2019) (Season Stats):
Played in 8 games ... made collegiate debut in season opener at Wagner.

Freshman (2018): Redshirt season

Background: All-Philadelphia Catholic League selection ... ran for 800 yards

and 15 touchdowns as a senior ... 4-year letterwinner at fullback and outside linebacker ... member of 2014, 2016 and 2017 state championship (5A) teams ... selected for Philadelphia All-City All-Star Game ... Honor Roll student ... major is undeclared.

DEVIN BARTHOLOMEW • 36

K 5-8 190 R-Jr.
Schnecksville, Pa./ Parkland

- ALL-PSAC EAST 2ND TEAM (2021)

- PSAC EAST SPECIAL TEAMS ATHLETE OF THE WEEK (2021)

R-Sophomore (2021): Appeared in 11 games... All-PSAC East 2nd Team kicker... made 11 of 17 field goals (64.71%)... Longest field goal of 50 yards against West Chester... Made season high three field goals vs. Shippensburg rushed for seven yards for crucial first down against Gannon on fake field goal ... Six kickoff attempts for 286 yards with 2 touchbacks.



R-Freshman (2020): Season canceled due to COVID-19 pandemic.

Freshman (2019): Redshirt season

Background: 2nd team All-Area selection ... helped team win District championship ... lettered in football and track ... majoring in Health and Physical Education.

RAY SIMMONS • 48

LB 5-10 210 Jr.
Irvington, N.J./
Donald M. Payne School of Technology

Sophomore (2021):
Appeared in six contests ... posted seven tackles... season high of two tackles against nationally-ranked Slippery Rock.



Freshman (2020):
Season canceled due to COVID-19

Background: 1st team All-Conference selection ... Defensive MVP ... SFC-Freedom White Division champion ... majoring in Exercise Science.

SERGEI FELIZOR • 52

LB 6-2 220 R-Sr.
Hightstown, N.J. / Hightstown

Redshirt Junior (2021): Appeared in all 11 games ... recorded 11 tackles and a tackle for loss ...season best three tackles including a tackle for loss against Millersville.



Redshirt
Sophomore (2020): Season canceled due to COVID-19

Sophomore (2019): Redshirt season

Freshman (2018) (Season Stats): Played in 2 games ... 13 tackles ... had 7 tackles in collegiate debut vs. Lock Haven ... 6 tackles vs. Millersville.

Background: All-County and All-State selection ... averaged 13 tackles per game and had 10 sacks ... also played quarterback and tight end on offense ... averaged 11 points and 6 rebounds in basketball ... volunteer for food pantry and soup kitchen ... Honor Roll student ... intends to major in Business Management.

RETURNING LETTERWINNERS

ELIAS MARTE • 55

OL 6-3 330 Sr.

Allentown, Pa./

Bethlehem

Catholic

Junior (2021): Appeared in nine games, making five starts at guard ... helped ESU to a top-five rushing offense in the PSAC ... provided blocks for All-PSAC East tailback Gunner Anglovich, who finished fourth in the PSAC and second in the PSAC East with 962 yards.



Sophomore (2020): Season canceled due to COVID-19

Freshman (2019): Started final 10 games of true freshman season at right guard ... made collegiate debut vs. Seton Hill ... Warriors ran for 1,353 yards (123.0 yards per game) and threw for 2,340 yards (212.7 yards per game).

Background: All-State selection ... 2-time All-Conference ... won 3 District championships ... majoring in Digital Media Technologies.

RYAN HIEBER • 58

DL 6-2 225 R-Jr.

Doylestown, Pa. /

Central Bucks West

PSAC East Defensive Athlete of the Week (2021)

Redshirt Sophomore (2021): Appeared in 11 games... recorded 23 tackles, 5.5 TFL's, four sacks, and an interception returned for a 22-yard touchdown against Bloomsburg ... also recorded a pass break up. Posted season



high four tackles against eventual PSAC Champion Kutztown.

Redshirt Freshman (2020): Season canceled due to COVID-19

Freshman (2019): Redshirt season

Background: 1st team All-Suburban One League linebacker ... Team MVP ... captain ... 1st team All-Suburban One in wrestling at 220 pounds ... Team MVP and captain ... 4-year letterwinner in both sports ... major is undeclared.

JONATHAN POST • 83

TE 6-55 225 SR.

Sellersville, Pa. / Pennridge (UNH)

Redshirt Sophomore (2021): Made appearances in seven contests.

Redshirt Freshman (2020): Season canceled due to COVID-19

Freshman at New Hampshire (2019): Did not see game action
Background: Transfer from FCS New Hampshire ... Suburban One



League First Team All-Conference selection in both football and basketball in 2019 ... graduated as Pennridge's all-time single season receiving touchdown record with 11 receiving scores ... helped the Rams to the 2019 PIAA 6A State Championship game in basketball ... Maxwell Award winner ... Honor Roll student ... plans to major in finance ... aspires to become financial advisor.

JOHN SIGGINS • 89

WR 6-3 185 So.

Allentown, Pa. / Parkland

2021 (Freshman): Appeared in 10 games ... first collegiate catch went for 16 yards at Lock Haven on a fake punt.



Background: All-EPC and All-Area receiver and defensive back ... Parkland Football MVP ... also played basketball and volleyball ... Morning Call All-Area Volleyball Player of the Year ... EPC Player of the Year in volleyball ... registered 179 kills, .394 hitting percentage and 57 blocks as a senior ... Basketball scholar-athlete ... Parkland Male Athlete of the Year ... plans to major in biology ... aspires to become a nurse.

Terwilliger on Siggins: I love John's tough, hard-nosed approach to the wide receiver position. He can catch the ball in traffic, and is a quarterback's best friend. He is a deep threat and has exceptional ball skills. John was an All-Eastern Pennsylvania Conference selection

ISAIAH REIGEL • 92

WR 6-3 185 So.

Allentown, Pa. / Parkland

Redshirt Senior (2021): Missed entire season due to preseason injury

Senior (2020): Season canceled due to COVID-19

Junior (2019): Started all 11 games ... posted 18 tackles, 3 tackles for loss and 1.5 sacks ... 4 tackles, 1.5 TFL, sack in season-opening win at DI FCS Wagner ... 4 tackles, half-sack at Kutztown.



Sophomore: Played 9 games and made 8 starts ... 15 tackles, 1.5 TFL, 1.5 sacks, 2 pass breakups, forced fumble.
Freshman (2017) (Game-by-Game): Played in all 11 games and made 2 starts at defensive end ... 10 tackles, 2 TFL, sack ... 4 tackles at IUP ... sack at Kutztown ... 2 tackles, TFL at Lock Haven.

Background: Lancaster-Lebanon League Lineman of the Year ... PA Football News All-State honorable mention ... 2-year letterwinner ... team captain ... had 9 tackles for loss as a senior ... member of District championship teams as a sophomore and senior ... earned 2 letters in basketball and 1 in lacrosse ... majoring in Business Management.

RETURNING LETTERWINNERS

KEANAN BAINES • 94

*DL 6-2 280 5th
Philadelphia, Pa. / Conwell-Egan*

R-Senior (2021): Played in 10 games and made a start against Pace ... recorded 16 tackles, 1 TFL, and 0.5 sack... posted season high four tackles vs. West Chester... posted half-sack against Millersville.



R-Senior (2020): Season canceled due to COVID-19 pandemic.

R-Junior (2019) (Season Stats): Played in 1 game ... had 2 tackles, 0.5 sacks.

Sophomore (2017) (Game-by-Game): Played in 11 games... 22 tackles, 5.0 TFL... led the Warriors in sacks with 3.0... quarterback hit and forced fumble.

Freshman (2016) (Game-by-Game): Played in all 11 games at nose guard ... 13 tackles ... had 3 tackles vs. Mercyhurst.

Background: Named 2nd team All-State (AAA) by PA Football News ... 1st team All-City selection ... Philadelphia Catholic League Blue Division Defensive Player of the Year ... selected to participate in Big 33 game ... 4-year letterwinner at defensive tackle and offensive guard ... had 25 tackles for loss and 12 sacks as a senior ... Honor Roll student ... major is undeclared.

COLE FRYER • 95

*LS 5-10 250 GS
East Greenville, Pa. /
Upper Perkiomen*

Senior (2021): Appeared in 10 games ... ESU's long snapper ... helped kicker Devin Bartholomew and punter Nate Reed earn All-PSAC East Second Team honors.

Junior (2020): Season canceled due to COVID-19

Sophomore (2019): ESU's long snapper ... helped in Jordan Walters' record-setting

season in which he set the ESU record for highest field goal pct in a season (.842) and tied the single-season record in field goals made (16).

Freshman (2018): Appeared in 3 games ... made collegiate debut vs. West Chester ... had 2 tackles.

Background: 2-time All-Pioneer Athletic Conference selection ... named 2nd team on both offensive and defensive line as senior ... 1st team All-Conference and 2nd team All-Area on offensive line as junior ... 4-year letterwinner at guard, defensive tackle and long snapper ... member of Future Business Leaders of America and UPTV (school news) ... recipient of Anita S. Dutton Scholarship Award ... intends to major in Education.



JESSE WHITE • 99

*DL 6-2 250 Jr.
Aristes, Pa. / North Schuylkill*

2021 (Sophomore): Appeared in four games... recorded 5 tackles, 1 TFL, and 1 sack... Career high three tackles against Millersville... Tallied first collegiate sack at Lock Haven.

2020 (Freshman): Season canceled due to COVID-19

Background: 1st team All-Area selection ... 2-time 1st team SCFA Dream Team defensive end ... All-State honorable mention ... helped team with District 11 3A championship and Schuylkill League championship ... majoring in Communication with minor in Communication Sciences and Disorders.



ALBERT GAYLE • 98

*DL 6-0 280 Sr.
Easton, Pa. / Easton*

Junior (2021): Appeared in 11 games, making a pair of starts ... recorded 16 tackles, 5.5 TFL's, and two sacks ... Posted season-high three tackles against Pace and West Chester... registered sacks at Slippery Rock and Lock Haven.



Sophomore (2020): Season canceled due to COVID-19

Freshman (2019) (Season Stats): Played in 5 games before suffering season-ending injury ... had 9 tackles, 2 TFL, 2 sacks, forced fumble ... 2 sacks, forced fumble vs. Millersville ... 3 tackles vs. Bloomsburg.

Background: 2nd team All-State selection at defensive tackle ... 1st team All-League and All-Area ... majoring in Criminal Justice.

JUSTIN COOK • 2

WR 5-10 175 Fr.
Harrisburg, Pa. / Harrisburg

Background: Led all of Pennsylvania in interceptions in 2021 with 11 ... tied a 1973 school record with 11 interceptions in a season ... Named Mid-Penn All-Conference as a wide receiver, defensive back and return specialist ... Unanimous First-Team All-State at defensive back ... caught 48 receptions for 546 yards and four touchdowns ... average of 11.5 yards per catch ... 927 all-purpose yards ... helped Harrisburg to Mid-Penn Commonwealth Championship and District 3 6A District Championship. ... honor roll student ... plans to major in physical therapy and minor in communications ... aspires to be a physical therapist or get involved in sports broadcasting.

Terwilliger on Cook: "Cook is a dynamic playmaker! Every time he touches the ball, something big can happen. Excellent student, he brings a ton of versatility to the WR Room."

MALACHI BOWMAN • 4

DB 5-10 175 DB
Harrisburg, Pa. / Central Dauphin

Freshman (2021): Redshirt season

Background: 2x PIAA 6A All-State selection ... 3x all-conference selection ... led the Rams in interceptions for three seasons ... all-academic second team selection ... honor roll student ... undecided on major ... aspires to become an All-American.

Terwilliger on Bowman: Malachi is an extremely athletic two-way player. He has the ability to make plays on all ends of the field. Malachi was a PA All-State selection and will be a great addition to our defensive backs room.

DEVANTE ROBINSON • 5

TB 5-9 200 TB
Allentown, Pa. / Dieruff

R-Senior (2021): Missed entire season due to injury

R-Senior (2020): Season canceled due to COVID-19

R-Junior: All-PSAC East 2nd team selection ... played in all 11 games and made 10 starts ... 166 carries, 646 yards, 8 TD ... 27 catches, 209 yards, TD ... team-high 855 yards from scrimmage ... 28 carries, 177 yards and 4 catches, 54 yards, TD in season-ending win vs. Clarion ... scored 3 TD in season-opening win at DI FCS Wagner (14 carries, 37 yards, 2 TD; 3 catches, 43 yards, TD) ... scored in first 5 games of season ... 18 catches, 65 yards, 2 TD; 4 catches, 38 yards vs. Edinboro ... 12 carries, 51 yards, 2 TD; 2 catches, 13 yards vs. Lock Haven.

R-Sophomore (2018) (Game-by-Game): Played in 11 games and made 6 starts ... had 75 carries, 442 yards, 4 TD ... 30 catches, 271 yards, TD ... 27 kick returns, 516 yards (19.1 average) ... team-high 1,229 all-purpose yards ... had 13 carries for 133 yards, TD; 4 catches, 43 yards vs. Ohio Dominican ... 7 catches for 72 yards; 4 carries for 33 yards vs. Seton Hill.

R-Freshman (2017) (Game-by-Game): Named to Football Gazette All-Region 3rd team at fullback ... played in all 11 games and made 4 starts ... 10 carries for 82 yards, and 15 receptions for 194 yards and a TD ... t-3rd on Warriors in receptions and 3rd in yards ... also averaged 18.6 yards on 15 kick returns with long of 50 at Kutztown ... 6 receptions, 103 yards, including 42-yard TD, vs. Bloomsburg ... 6 carries, 36 yards; reception, 7 yards at West Chester ... 3 carries, 46 yards vs. California in season finale.

Freshman (2016): Redshirt season

Background: All-Eastern Pennsylvania Conference 1st team at running back and safety ... ran for 1,329 yards in 8 games ... 2-time Team MVP ... named Athlete of the Week by Morning Call and Express-Times ... 3-year starter ... played running back, wide receiver, defensive back and kick returner ... competed in sprints in track and field for 1 season ... Honor Roll student ... attended Lincoln Leadership Academy Charter School and played football for Dieruff ... majoring in Exercise Science.

JAHAN WORTH • 30

LB 5-11 220 GS
Allentown, Pa. / Parkland
(Duquesne)

All NEC First Team (Fall 2021)
All-NEC Second Team (Spring 2021)
Senior at Duquesne (Fall 2021): Tied for the team lead with 56 total tackles and ranked third on the Dukes' with 6.5 tackles for loss ... ranked seventh in the NEC with 6.71 tackles per conference matchup ... in coverage, tallied four pass breakups on the season and an interception against Merrimack ... season-best 11 tackles against Wagner ... posted seven-plus tackles in four contests ... three pass breakups against Bryant ... helped Duquesne to a 7-3 record

Junior at Duquesne (Spring 2021): Started all five games at linebacker for Duquesne ... All-NEC Second Team Selection ... ranked third on the team with 27 tackles (15 solo) to go with two tackles for loss, three hurries and a forced fumble ... posted a season-high eight tackles with five solo stops and the forced fumble in the Dukes' win at Bryant (3.28.21) ... Finished with six solo tackles in NEC Championship Game vs. Sacred Heart (4.11.21) ... had six tackles including a tackle for loss to go with two hurries in victory at Wagner (3.14.21) ... Recorded five tackles in win over LIU (3.21.21)

Sophomore at Duquesne (2019): Appeared in the first four games, before season cut short due to injury ... tallied four tackles (three solo) on the year ... had a pair of tackles at Youngstown State (9.14.19).

Freshman at Duquesne (2018): Played in all 13 games for the Dukes ... finished with 15 tackles (eight solo) ... season-high three tackles in win over Lock Haven (9.1.18) ... posted multiple tackles in four contests for Duquesne

Background: Played for head coach Tim Moncman at Parkland ... led Trojans to a 13-1 record in 2017 with a perfect 8-0 ledger in the Eastern Pennsylvania South Conference - Parkland was only one of four teams in PIAA Class 6A with one loss or fewer in 2017 ... Two-time Class 6A All-State selection ... Two-time Eastern Pennsylvania South Conference Defensive Player of the Year ... Two-time All-Area and All-Conference honoree at linebacker and running back ... tallied 183 tackles with seven sacks and three pass breakups as a senior in 2017 ... also rushed for 1,473 yards and 34 touchdowns in 2017 after tallying 923 yards and 11 rushing scores as a junior in 2016 ... Scored at least two

PLAYERS TO WATCH

touchdowns in 12 of 14 games as a senior ... had five rushing touchdowns to go with 124 yards on the ground and 23 tackles in 36-23 victory over Liberty ... finished with 243 yards on 15 carries with three scores in addition to 20 tackles in 38-24 win over Bethlehem Catholic ... helped Trojans to three straight PIAA District XI 6A titles ... aspires to start his own company within sales or consulting ... intends to major in sales and marketing with a minor in management.

TAHIR MILLS • 34

TB 6-0 200 Fr.

Ridley, Pa. / Ridley

Background: Selected to all-state first team, all-county, all-league teams ... Delaware County (Delco) all-time leading rusher ... Ridley's all-time leading rusher with 2,521 yards and 36 touchdowns ... set and broke his own school record in rushing yards in a single game with 357 yards rushing against Conestoga and 369 yards rushing against North Penn ... honor roll student ... nickname is Tubby

"I always had a passion for running the ball, but I didn't exactly have the physique to do it, you can say I was a little chubby kid," said Mills, who wears the No. 4 because he's the youngest of four boys. "I played o-line and d-line. That's where I got the nickname 'Tubby,' because I was a chubby kid. You can say I run angry. That started in Week 7, when I realized I'm nowhere where I want to be. It makes me a little angry that I see some guys and where they're going to college." via easternpafootball.com

Terwilliger on Mills: Tubby Mills is a premier back. He rushed for over 2,000 yards and broke the all-time Delco record. When the ball is in his hands, great things happen. We're really excited to welcome Tahir to our family."

BEAU HEYSER • 44

TE 6-1 240 Fr.

Lancaster, Pa. / Lampeter-Strasburg

Background: Named to all-state as a tight end and linebacker twice ... three-time all-section tight end ... helped Lampeter-Strasburg to 2 District 3A Championships and a runner-up appearance ... tied the

L-S career touchdown record with 21 touchdowns ... honor roll student ... plans to major in criminal justice.

Terwilliger on Heyser: "Big time playmaker at the TE position. Raw blend of speed, power and athleticism. He is a personnel mismatch for any defense and brings versatility to the TE room. Excited to get to work with Beau!"

DAESEAN DIXON • 50

DE 6-2 250 R-Fr.

Washington, D.C. / Archbishop Carroll

2021 (Freshman): Redshirt season

Background: Selected All-MET honorable mention by the Washington Post ... garnered 18 sacks and 50 tackles in 10 games ... aspires to be a college graduate and earn a high-paying job on or off the field ... has six siblings ... plans to major in sport management.

Terwilliger on Dixon: Being a former quarterback, I cringed when I watched his film and saw what he did to opposing offenses. Dasean is a strong and physical player. He has the athletic ability to pass rush and hold line of scrimmage. He is a dynamic addition to our very athletic defensive line.

TRENTON DUNNICK • 51

DE 6-2 235 Fr.

York, Pa. / Central York

Background: Named First Team All-State ... Earned Stellar Student Award and Panther Award ... Registered 88 tackles, five sacks, 11 tackles for loss, four forced fumbles, three fumble recoveries and a pair of interceptions ... helped Central York to District 6A Championship and state championship appearance in 2020 ... had his part in undefeated regular season in 2021 ... honor roll student ... aspires to be a strength coach.

Terwilliger on Dunnick: "Trenton is an incredibly versatile and aggressive defensive end. He made a tremendous impact on a championship caliber football program. Outstanding work ethic, will bring drive and grit to the defensive front."

ZACH MILLER • 63

OL 6-5 285 Fr.

East Greenville, Pa. / Upper Perkiomen

Background: Named to all-conference first team ... Selected as a Pennsylvania Top-25 Linemen by Penn Live ... Did not allow a sack as a senior ... Helped Hershey to Keystone Division title in 2020 ... honor roll student ... member of the national honor society ... perfect 4.0 GPA ... aspires to get a master's degree and start his own business ... plans to major in business.

Terwilliger on Miller: "Big time Offensive Lineman from Hershey Pa. Love Zach's athleticism, and his attention to detail. Zach will bring character, leadership and work ethic to the offensive line room."

CHASE WALTERS • 64

OL 6-4 300 R-Fr.

Reading, Pa. / Wilson West-Lawn

Freshman (2021): Redshirt season

Background: Selected to Berks & Lancaster/Lebanon all-conference honorable mention ... aspires to be a physical education teacher and coach football ... plans to major in physical education and health.

Terwilliger on Walters: Chase is a strong and physical lineman. He has a great first step and finishes his blocks down the field. I am very impressed with his athletic ability. He will be a great addition to the offensive line room.

DJ THOMSON • 81

WR 6-4 170 Fr.

Keyport, N.J. / Keyport

Background: Named to all-conference team in both football and basketball ... Selected as the division player of the year in both sports ... registered 76 catches for 1,328 yards receiving and 18 touchdowns ... three return touchdowns ... defensively, recorded 102 tackles, 19 TFL, four forced fumbles and four interceptions ... 246 rushing yards and four rushing touchdowns ... 1,000 point scorer ... honor roll student

... plans to major in physical education ... aspires to become an athletic director
Terwilliger on Thomson: "DJ is an outstanding athlete. Standout Football and Basketball player at Keyport HS, home to former WARRIOR great Bryan Thomson (sibling). He is a mismatch on the outside and he is a vertical threat in the passing game."

JONATHAN POST • 83

TE 6-5 225 Sr.
Sellersville, Pa. / Pennridge
(New Hampshire)

Redshirt Sophomore (2021): Made appearances in seven contests.

Redshirt Freshman (2020): Season canceled due to COVID-19

Freshman at New Hampshire (2019): Did not see game action

Background: Transfer from FCS New Hampshire ... Suburban One League First Team All-Conference selection in both football and basketball in 2019 ... graduated as Pennridge's all-time single season receiving touchdown record with 11 receiving scores ... helped the Rams to the 2019 PIAA 6A State Championship game in basketball ... Maxwell Award winner ... Honor Roll student ... plans to major in finance ... aspires to become financial advisor.

EVAN ROCHE • 84

LS 5-10 250 GS
East Stroudsburg, Pa. /
East Stroudsburg North

Freshman (2021): Redshirt season

Background: All-Eastern Pennsylvania Conference First Team wide receiver, cornerback and defensive athlete ... McDonald's Lehigh Valley All-Star Classic selection ... averaged 17.6 yards per catch in COVID-19 shortened senior season ... member of the National Honors Society ... plans to major in mathematics.

Terwilliger on Roche: Evan is a versatile wide receiver who can make plays from all positions on the field. He has big play capability and catches ball in traffic. Evan was named to the All-Eastern Pennsylvania Conference team and was elected team captain.

TYRESE BRANDON • 88

WR 5-11 175 Jr.
Northampton, Pa. /
Northampton

Sophomore (2021): Made appearances in eight contests

Freshman (2020): Season canceled due to COVID-19

Background: Eastern Pennsylvania Conference North MVP ... 1st team All-EPC North at athlete position ... scored 40 TD as a senior ... helped team to EPC North championship ... Eastern PA Football Academic Bronze Team member ... Honor Roll student ... majoring in Accounting.

Terwilliger on Brandon: Tyrese was the Player of the Year in the EPC North. He is a true hybrid athlete that can make plays on the inside as a running back and catch the ball as a wide receiver. He is a defensive coordinator's nightmare and a personnel mismatch wherever he lines up. He plays the game with a Northampton blue collar mentality and he has a Warrior heart. Look out for Tyrese.

CHRIS ASH • 91

DL 6-3 340 R-So.
East Greenville, Pa. /
Upper Perkiomen

2021 (Redshirt Freshman): Redshirt season

2020 (Freshman): Season canceled due to COVID-19 pandemic.

Background: 1st team American Division and 2nd team All-County selection ... had 72 career tackles, 45 sacks and 31 tackles for loss ... Honor Roll student ... majoring in Criminal Justice.

Terwilliger on Ash: Christian will be a terror in every PSAC 'A' gap. Coming from Paramus Catholic, he has played the highest level of football in the country and succeeded. He will bring a lot of energy to our DL room, we think the sky is the limit for Christian.

2022 WARRIORS

NUMERICAL ROSTER

No.	Name	Pos.	Ht.	Wt.	Yr.	Hometown/High School
1	Adewale Obayanju	DB	6-1	200	Jr.	Baltimore Md. / Calvert Hall
2	Elijah Johnson	LB	5-11	200	Sr.	Henryville, Pa. / East Stroudsburg South
3	Tyler Watson	FS	5-11	185	5th	Warrington, Pa. / Central Bucks South
4	Malachi Bowman	DB	5-10	175	R-Fr.	Harrisburg, Pa. / Central Dauphin
5	Devante Robinson	TB	5-9	200	R-Sr.	Allentown, Pa. / Dieruff
6	Amir Shields	S	5-11	180	R-Fr.	Philadelphia, Pa. / Northeast / UAlbany
7	Jake Cirillo	QB	6-4	235	5th	East Stroudsburg, Pa. / East Stroudsburg South
8	Chad Parton	WR	5-10	195	So.	Allentown, Pa. / Salisbury
9	Matthew Davis	LB	6-2	225	Jr.	Willingboro, N.J. / Camden Catholic
10	Aaron Tobias	QB	6-2	205	Jr.	Centre Hall, Pa. Penns Valley
11	Clifford Brinkley	WR	6-3	225	5th	Philadelphia, Pa. / Overbrook
12	Sean McTaggart	QB	6-2	205	R-Fr.	Lancaster, Pa. / Lampeter-Strausburg
14	Dawson Stuart	TE	6-4	250	R-Sr.	Pottstown, Pa. / Owen J. Roberts
15	Paul Carreras	LB	6-0	225	R-Jr.	Bethlehem, Pa. / Bethlehem Catholic
16	Benny Pembleton	WR	5-11	175	R-Jr.	Stroudsburg, Pa. / Stroudsburg
17	Matt DeLaurentis	QB	6-2	220	R-Sr.	East Norriton, Pa. / Pope John II
18	Deshawn McCarthy	DE	6-4	235	Sr.	Philadelphia, Pa. / Northeast
19	Tyriq Lewis	TB	5-9	175	Jr.	Downingtown, Pa. / Downingtown West
20	TJ Harris	DB	5-10	180	Jr.	Wyncote, Pa. / Cheltenham
21	Mason Peterson	TB	5-10	200	Fr.	Philadelphia, Pa. / Bonner-Prendie
22	Raheem White	S	5-10	185	R-Jr.	Philadelphia, Pa / Sankofa Freedom Academy
23	Makai Booker	DL	6-4	225	Jr.	Baltimore, Md. / Milford Mill Academy
24	Devon Banks	DB	5-8	175	R-Sr.	Williamstown, N.J. / Williamstown
25	Shavar Hussett	DB	5-10	200	Sr.	Whitehall, Pa. / Whitehall
26	Gunner Anglovich	TB	5-9	195	5th	Bethlehem, Pa. / Liberty
27	Christian Weissman	SS	6-2	215	R-Jr.	Hammonton, N.J. / Hammonton
28	CJ Lavarin	DB	5-5	155	Jr.	Brick, N.J. / Brick Memorial
29	Noah Hambrick	DB	5-8	155	Jr.	Parkville, Md. / Parkville
30	Jahan Worth	LB	5-11	220	GS	Allentown, Pa. / Parkland / Duquesne
31	Adrian Lambert	FB	5-10	250	R-Sr.	Oreland, Pa. / Archbishop Wood
32	Deante Crawford	TB	5-8	190	Fr.	Bethlehem, Pa. / Freedom
33	Jahmere Crumpton	DB	5-9	175	R-Sr.	Philadelphia, Pa. / West Catholic
34	Tahmir Mills	TB	6-0	205	Fr.	Ridley, Pa. / Ridley
35	Nathan Carpenter	WR	6-1	185	R-So.	Lancaster, Pa. / Manheim
36	Devin Bartholomew	K	5-8	190	R-Jr.	Schnecksville, Pa. / Parkland
37	Jalen Hanton	DB	5-10	185	R-Fr.	Mount Airy, Pa. / La Salle
38	Xavier Gary	DB	5-8	165	R-So.	Washington, D.C. / DeMatha Catholic
39	Nick Davanzo	DB	5-10	195	R-So.	Bangor, Pa. / Bangor
40	Devin Demoe	WR	6-1	175	Fr.	Clayton, Del. / Smyrna
41	Fred Zapata-Small	DB	5-11	160	R-So.	Pemberton, N.J. / Pemberton
42	Matt Frame	FB	6-0	235	Fr.	Slatington, Pa. / Northern Lehigh
43	Rourke Colligan	TE	6-0	245	GS	Long Valley, N.J. / West Morris Central / Wagner
44	Beau Heyser	TE	6-1	230	Fr.	Lancaster, Pa. / Lampeter-Strausburg
45	Aidan Hayward	DE	6-1	225	R-Jr.	Pottstown, Pa. / Owen J. Roberts
46	Everette Dingle	S	5-11	180	Fr.	Baltimore, Md. / Concordia Prep
48	Ray Simmons	LB	5-10	210	Jr.	Irvington, N.J. / Donald M. Payne Sr. School of Technology
49	Jered Fenstermaker	DL	6-0	285	Jr.	Allentown, Pa. / Parkland
50	Dasean Dixon	DL	6-2	250	R-Fr.	Washington, D.C. / Archbishop Carroll
51	Trenton Dunnick	DL	6-2	235	Fr.	York, Pa. / Central York
52	Sergei Felizor	LB	6-2	235	R-Sr.	Hightstown, N.J. / Hightstown
53	Pat Reynolds	OL	6-4	315	Fr.	Congers, N.Y. / Clarkstown North
54	Foster Jones	LB	5-10	240	So.	Baltimore, Md. / Archbishop Curley / Methodist
55	Elias Marte	OL	6-3	345	Sr.	Allentown, Pa. / Bethlehem Catholic
56	Jacob Keane	LB	6-2	245	5th	Mount Pocono, Pa. / Pocono Mountain East
58	Ryan Hieber	DL	6-2	225	R-Jr.	Doylestown, Pa. / Central Bucks West
60	Juan Feliciano	OL	6-0	250	Fr.	Bethlehem, Pa. / Freedom
62	Lucas Skelley	DL	6-2	265	R-Jr.	Jacobus, Pa. / Dallastown Area
63	Zach Miller	OL	6-6	285	Fr.	Hershey, Pa. / Hershey
64	Chase Walters	OL	6-4	300	R-Fr.	Reading, Pa. / Wilson West-Lawn
65	Jared Namnun	OL	6-0	280	R-Jr.	Delran, N.J. / Delran
69	Nico Ippolito	OL	6-3	325	Fr.	Toms River, N.J. / Donovan Catholic
70	Anthony Capitini	OL	6-3	330	R-Sr.	Phillipsburg, N.J. / Phillipsburg
73	Derek Frinzi	OL	6-3	275	So.	Easton, Pa. / Easton Area
74	Raymond Christas	OL	6-2	290	R-Jr.	York, Pa. / Dallastown Area

2022 WARRIORS

75	Sami Khamis	DL	6-1	300	R-Jr.	East Stroudsburg, Pa. / Stroudsburg
76	Kyler Wuestner	OL	6-2	290	R-Jr.	Hummelstown, Pa. / Lower Dauphin
77	Jake Williamson	DL	6-2	280	Fr.	Middletown, Pa. / Middletown South
78	Tim Kinney	OL	6-4	280	Sr.	East Stroudsburg, Pa. / East Stroudsburg South
79	Guy Gilyard	OL	6-8	410	So.	Tobyhanna, Pa. / Pocono Mountain West
80	Bryce Bashore	WR	5-10	170	Fr.	Whitehall / Whitehall
81	Justin Cook	WR	5-10	175	Fr.	Harrisburg, Pa. / Harrisburg
82	Ezequiel Lopez	WR	5-10	175	R-Sr.	Philadelphia, Pa. / Frankford
83	Jonathan Post	TE	6-5	225	Sr.	Sellersville, Pa. / Pennridge / New Hampshire
84	Evan Roche	WR	5-11	175	So.	East Stroudsburg, Pa. / East Stroudsburg South
85	Elie Lavarin	WR	6-0	180	5th	Brick, N.J. / Brick Memorial
86	l'Meire Manigault	WR	5-9	160	Fr.	York, Pa. / Central York
87	Andrew Krawczyk	WR	6-1	200	R-So.	Pittston, Pa. / Pittston
88	Tyrese Brandon	WR	5-11	175	Jr.	Northampton, Pa. / Northampton
89	John Siggins	WR	6-3	185	So.	Allentown, Pa. / Parkland
90	Daryn Blackwell	DE	6-0	285	R-Sr.	Toms River, N.J. / Toms River North
91	Christian Ash	DL	6-3	340	So.	Mahwah, N.J. / Paramus Catholic
92	Isaiah Reigel	DE	6-2	245	5th	Wyomissing, Pa. / Wilson West Lawn
93	Myles Reynolds	DL	6-2	200	Fr.	Drexel Hill, Pa. / Monsignor Bonner
94	Keanan Baines	DL	6-2	280	5th	Philadelphia, Pa. / Conwell-Egan
95	Cole Fryer	LS	5-10	250	5th	East Greenville, Pa. / Upper Perkiomen
97	Jaco Sattamini	P	6-1	190	GS	Stroudsburg, Pa. / Stroudsburg / Bloomsburg
98	Albert Gayle	DL	6-0	305	Jr.	Easton, Pa. / Easton
99	Jesse White	DL	6-2	250	So.	Aristes, Pa. / North Schuylkill

Linebackers: Liam Nelson (Montclair '19), 2nd season

Student Assistant: Scott Mish

Assistant to the Head Coach: Bob Madsen

GA: Ja'Quill Burch (Montclair '22)

GA: Joe Kucky (New England '22)

Head Coach: Jimmy Terwilliger (ESU '07), 3rd season, 7th on staff

Offensive Coordinator: Mike Terwilliger (ESU '78), 44th season

Defensive Coordinator: Mike Lackey (Juniata '12), 3rd season

Offensive Line : Mike Santella (ESU '94), 24th season

Defensive Backs: James Daniels (Mount Union '11), 3rd season

Safeties: Billy Inge III (ESU '19), 2nd season

Running Backs: Matt Hagelgans (Clemson '20), 2nd season

Pronunciations

#1	eye-duh-wall-ay oh-bye-an-ju	#50	Day-San Dixon
#4	Mal-luh-kye Bowman	#52	Surge Fell-uh-Zarr
#5	Duh-Vaughn-Tay	#55	Ell-eye-us Marr-Tay
#7	Sir-ill-oh	#56	Keen
#10	Toe-By-Us	#58	Hee-burrrr
#15	Cuh-rare-us	#60	Fell-ee-cee-ahhh-no
#17	Dee-Lore-Entis	#71	Cap-it-Tee-Knee
#19	Ty-Reek Lewis	#73	Frin-zee
#21	Kuh-leel Scott	#74	Kris-tis
#22	Rah-Heem White	#75	Cam-is
#23	Muh-Kye Booker	#76	Weest-Nerr
#24	Dev-in Banks	#79	Gilly-ard
#25	Shuh-VAR Huss-ETT	#80	Bay-Shore
#26	Gunner ANG-luh-vich	#84	Evan Row-Shay
#28	LAV-uh-rin	#85	Eli LAV-uh-rin
#30	Juh-Han	#86	Eye-meer, Man-ih-galt
#33	juh-MERE	#87	Andrew Krow-chick
#34	Dee-Awn-Tay	#88	Ty-Reese Brandon
#39	Duh-VAN-zoh	#90	Darren
#40	Dev-in Duh-Moe	#92	Ree-gall
#44	Bow High-Zurr	#92	Isaiah REE-gull
		#97	Jock-oh Sat-uh-mini

HC/OC Turr-Will-uh-Gurr

ALPHABETICAL ROSTER

No.	Name	Pos.	Ht.	Wt.	Yr.	Hometown/High School
26	Gunner Anglovich	TB	5-9	195	5th	Bethlehem, Pa. / Liberty
91	Christian Ash	DL	6-3	340	So.	Mahwah, N.J. / Paramus Catholic
94	Keanan Baines	DL	6-2	280	5th	Philadelphia, Pa. / Conwell-Egan
24	Devon Banks	DB	5-8	175	R-Sr.	Williamstown, N.J. / Williamstown
36	Devin Bartholomew	K	5-8	190	R-Jr.	Schnecksville, Pa. / Parkland
80	Bryce Bashore	WR	5-10	170	Fr.	Whitehall / Whitehall
90	Daryn Blackwell	DE	6-0	285	R-Sr.	Toms River, N.J. / Toms River North
23	Makai Booker	DL	6-4	225	Jr.	Baltimore, Md. / Milford Mill Academy
4	Malachi Bowman	DB	5-10	175	R-Fr.	Harrisburg, Pa. / Central Dauphin
88	Tyrese Brandon	WR	5-11	175	Jr.	Northampton, Pa. / Northampton
11	Clifford Brinkley	WR	6-3	225	5th	Philadelphia, Pa. / Overbrook
70	Anthony Capitini	OL	6-3	330	R-Sr.	Phillipsburg, N.J. / Phillipsburg
35	Nathan Carpenter	WR	6-1	185	R-So.	Lancaster, Pa. / Manheim
15	Paul Carreras	LB	6-0	225	R-Jr.	Bethlehem, Pa. / Bethlehem Catholic
74	Raymond Christas	OL	6-2	290	R-Jr.	York, Pa. / Dallastown Area
7	Jake Cirillo	QB	6-4	235	5th	East Stroudsburg, Pa. / East Stroudsburg South
43	Rourke Colligan	TE	6-0	245	GS	Long Valley, N.J. / West Morris Central / Wagner
81	Justin Cook	WR	5-10	175	Fr.	Harrisburg, Pa. / Harrisburg
32	Deante Crawford	TB	5-8	190	Fr.	Bethlehem, Pa. / Freedom
33	Jahmere Crumpton	DB	5-9	175	R-Sr.	Philadelphia, Pa. / West Catholic
39	Nick Davanzo	DB	5-10	195	R-So.	Bangor, Pa. / Bangor
9	Matthew Davis	LB	6-2	225	Jr.	Willingboro, N.J. / Camden Catholic
17	Matt DeLaurentis	QB	6-2	220	R-Sr.	East Norriton, Pa. / Pope John II
40	Devin Demoe	WR	6-1	175	Fr.	Clayton, Del. / Smyrna
46	Everette Dingle	S	5-11	180	Fr.	Baltimore, Md. / Concordia Prep
50	Dasean Dixon	DL	6-2	250	R-Fr.	Washington, D.C. / Archbishop Carroll
51	Trenton Dunnick	DL	6-2	235	Fr.	York, Pa. / Central York
60	Juan Feliciano	OL	6-0	250	Fr.	Bethlehem, Pa. / Freedom
52	Sergei Felizor	LB	6-2	235	R-Sr.	Hightstown, N.J. / Hightstown
49	Jered Fenstermaker	DL	6-0	285	Jr.	Allentown, Pa. / Parkland
42	Matt Frame	FB	6-0	235	Fr.	Slatington, Pa. / Northern Lehigh
73	Derek Frinzi	OL	6-3	275	So.	Easton, Pa. / Easton Area
95	Cole Fryer	LS	5-10	250	5th	East Greenville, Pa. / Upper Perkiomen
38	Xavier Gary	DB	5-8	165	R-So.	Washington, D.C. / DeMatha Catholic
98	Albert Gayle	DL	6-0	305	Jr.	Easton, Pa. / Easton
79	Guy Gilyard	OL	6-8	410	So.	Tobyhanna, Pa. / Pocono Mountain West
29	Noah Hambrick	DB	5-8	155	Jr.	Parkville, Md. / Parkville
37	Jalen Hanton	DB	5-10	185	R-Fr.	Mount Airy, Pa. / La Salle
20	TJ Harris	DB	5-10	180	Jr.	Wyncote, Pa. / Cheltenham
45	Aidan Hayward	DE	6-1	225	R-Jr.	Pottstown, Pa. / Owen J. Roberts
44	Beau Heyser	TE	6-1	230	Fr.	Lancaster, Pa. / Lampeter-Strausburg
58	Ryan Hieber	DL	6-2	225	R-Jr.	Doylestown, Pa. / Central Bucks West
25	Shavar Hussett	DB	5-10	200	Sr.	Whitehall, Pa. / Whitehall
69	Nico Ippolito	OL	6-3	325	Fr.	Toms River, N.J. / Donovan Catholic
2	Elijah Johnson	LB	5-11	200	Sr.	Henryville, Pa. / East Stroudsburg South
54	Foster Jones	LB	5-10	240	So.	Baltimore, Md. / Archbishop Curley / Methodist
56	Jacob Keane	LB	6-2	245	5th	Mount Pocono, Pa. / Pocono Mountain East
75	Sami Khamis	DL	6-1	300	R-Jr.	East Stroudsburg, Pa. / Stroudsburg
78	Tim Kinney	OL	6-4	280	Sr.	East Stroudsburg, Pa. / East Stroudsburg South
87	Andrew Krawczyk	WR	6-1	200	R-So.	Pittston, Pa. / Pittston
31	Adrian Lambert	FB	5-10	250	R-Sr.	Oreland, Pa. / Archbishop Wood
28	CJ Lavarin	DB	5-5	155	Jr.	Brick, N.J. / Brick Memorial
85	Elie Lavarin	WR	6-0	180	5th	Brick, N.J. / Brick Memorial
19	Tyriq Lewis	TB	5-9	175	Jr.	Downingtown, Pa. / Downingtown West
82	Ezequiel Lopez	WR	5-10	175	R-Sr.	Philadelphia, Pa. / Frankford
86	l'Meire Manigault	WR	5-9	160	Fr.	York, Pa. / Central York
55	Elias Marte	OL	6-3	345	Sr.	Allentown, Pa. / Bethlehem Catholic
18	Deshawn McCarthy	DE	6-4	235	Sr.	Philadelphia, Pa. / Northeast
12	Sean McTaggart	QB	6-2	205	R-Fr.	Lancaster, Pa. / Lampeter-Strausburg
63	Zach Miller	OL	6-6	285	Fr.	Hershey, Pa. / Hershey
34	Tahmir Mills	TB	6-0	205	Fr.	Ridley, Pa. / Ridley
65	Jared Namnun	OL	6-0	280	R-Jr.	Delran, N.J. / Delran
1	Adewale Obayanju	DB	6-1	200	Jr.	Baltimore Md. / Calvert Hall
8	Chad Parton	WR	5-10	195	So.	Allentown, Pa. / Salisbury
16	Benny Pembleton	WR	5-11	175	R-Jr.	Stroudsburg, Pa. / Stroudsburg

21	Mason Peterson	TB	5-10	200	Fr.	Philadelphia, Pa. / Bonner-Prendie
83	Jonathan Post	TE	6-5	225	Sr.	Sellersville, Pa. / Pennridge / New Hampshire
92	Isaiah Reigel	DE	6-2	245	5th	Wyomissing, Pa. / Wilson West Lawn
93	Myles Reynolds	DL	6-2	200	Fr.	Drexel Hill, Pa. / Monsignor Bonner
53	Pat Reynolds	OL	6-4	315	Fr.	Congers, N.Y. / Clarkstown North
5	Devante Robinson	TB	5-9	200	R-Sr.	Allentown, Pa. / Dieruff
84	Evan Roche	WR	5-11	175	So.	East Stroudsburg, Pa. / East Stroudsburg South
97	Jaco Sattamini	P	6-1	190	GS	Stroudsburg, Pa. / Stroudsburg / Bloomsburg
6	Amir Shields	S	5-11	180	R-Fr.	Philadelphia, Pa. / Northeast / UAlbany
89	John Siggins	WR	6-3	185	So.	Allentown, Pa. / Parkland
48	Ray Simmons	LB	5-10	210	Jr.	Irvington, N.J. / Donald M. Payne Sr. School of Technology
62	Lucas Skelley	DL	6-2	265	R-Jr.	Jacobus, Pa. / Dallastown Area
14	Dawson Stuart	TE	6-4	250	R-Sr.	Pottstown, Pa. / Owen J. Roberts
10	Aaron Tobias	QB	6-2	205	Jr.	Centre Hall, Pa. Penns Valley
64	Chase Walters	OL	6-4	300	R-Fr.	Reading, Pa. / Wilson West-Lawn
3	Tyler Watson	FS	5-11	185	5th	Warrington, Pa. / Central Bucks South
27	Christian Weissman	SS	6-2	215	R-Jr.	Hammonton, N.J. / Hammonton
99	Jesse White	DL	6-2	250	So.	Aristes, Pa. / North Schuylkill
22	Raheem White	S	5-10	185	R-Jr.	Philadelphia, Pa / Sankofa Freedom Academy
77	Jake Williamson	DL	6-2	280	Fr.	Middletown, Pa. / Middletown South
30	Jahan Worth	LB	5-11	220	GS	Allentown, Pa. / Parkland / Duquesne
76	Kyler Wuestner	OL	6-2	290	R-Jr.	Hummelstown, Pa. / Lower Dauphin
41	Fred Zapata-Small	DB	5-11	160	R-So.	Pemberton, N.J. / Pemberton

Head Coach: Jimmy Terwilliger (ESU '07), 3rd season, 7th on staff

Offensive Coordinator: Mike Terwilliger (ESU '78), 44th season

Defensive Coordinator: Mike Lackey (Juniata '12), 3rd season

Offensive Line : Mike Santella (ESU '94), 24th season

Defensive Backs: James Daniels (Mount Union '11), 3rd season

Safeties: Billy Inge III (ESU '19), 2nd season

Running Backs: Matt Hagelgans (Clemson '10), 2nd season

Pronunciations

#1	eye-duh-wall-ay oh-bye-an-ju	#52	Surge Fell-uh-Zarr
#4	Mal-luh-kye Bowman	#55	Ell-eye-us Marr-Tay
#5	Duh-Vaughn-Tay	#56	Keen
#7	Sir-ill-oh	#58	Hee-burrrrr
#10	Toe-By-Us	#60	Fell-ee-cee-ahhh-no
#15	Cuh-rare-us	#71	Cap-it-Tee-Knee
#17	Dee-Lore-Entis	#73	Frin-zee
#19	Ty-Reek Lewis	#74	Kris-tis
#21	Kuh-leel Scott	#75	Cam-is
#22	Rah-Heem White	#76	Weest-Nerr
#23	Muh-Kye Booker	#79	Gilly-ard
#24	Dev-in Banks	#80	Bay-Shore
#25	Shuh-VAR Huss-ETT	#84	Evan Row-Shay
#26	Gunner ANG-luh-vich	#85	Eli LAV-uh-rin
#28	LAV-uh-rin	#86	Eye-meer, Man-ih-galt
#30	Juh-Han	#87	Andrew Krow-chick
#33	juh-MERE	#88	Ty-Reese Brandon
#34	Dee-Awn-Tay	#90	Darren
#39	Duh-VAN-zoh	#92	Ree-gall
#40	Dev-in Duh-Moe	#92	Isaiah REE-gull
#44	Bow High-Zurr	#97	Jock-oh Sat-uh-mini
#50	Day-Sean Dixon		HC/OC Turr-Will-uh-Gurr

2021 Game-By-Game Recaps

Sept. 1 • ESU 35, Pace 14

EAST STROUDSBURG -- In its first game in 653 days due to the COVID-19 pandemic, the East Stroudsburg University football team opened up the 2021 season with an impressive 35-14 victory over Pace at Eiler-Martin Stadium on Thursday night.

The Warriors (1-0) owned the line scrimmage, rushing for 319 yards and two touchdowns. It's the most rushing yards for the Warriors in a single game since putting up 334 yards against Cheyney in 2012. Overall Thursday's 319 rushing yard output ranks 10th all-time in school history.

The defensive line brought the pressure, sacking FCS transfer Carlton Aiken seven times. The offensive line protected quarterback Jake Cirillo, who avoided getting sacked. Overall, ESU outgained Pace 524 yards to 279.

ESU's consistent rushing attack from running back Gunner Anglovich (career-high 140 yards on 23 carries, avg. 6.1, 1 touchdown), fullback David Akinwande (91 yards on 9 carries), Cirillo (72 yards on 6 carries, 1 TD) and running back Tyriq Lewis (20 yards, 5 carries) combined for 319 yards from the ground.

Cirillo finished with a line of 11-18 for 205 yards and three passing touchdowns without throwing an interception. A 79-yard touchdown strike to wide receiver Rece Bender in the fourth quarter ended a potential threat for Pace to comeback from a 21-point deficit with 11:31 to go.

Deshawn McCarthy led the ESU pass rush with an impressive four sacks, which is the most in a single game since Brian Holkovic recorded four quarterback takedowns against Kutztown in 2001. Aiden Hayward added 1.5 sacks., while Andre Eldridge (1.0 sacks) and Ryan Hieber (0.5) each frequented the backfield. McCarthy finished with six of ESU's 14 tackles for a loss.

The Warriors came out of the gate on fire, scoring the game's first 21 points in the first quarter. Anglovich and Akinwande combined for 73 yards of rushing, including a 50-yard scamper from Akinwande. Anglovich would find paydirt from 19 yards out to give ESU's first touchdown the campaign.

The Warrior defense did not disappoint, forcing a three and out in its first action.

Again, ESU's three-headed rushing attack of Anglovich, Cirillo and Akinwande would drive down the field. A nine-yard drive was capped with a one-yd sneak by Cirillo on fourth and goal to extend the ESU advantage to 14-0.

A roughing the punter penalty on ESU would lead to Pace's first, first down of the evening. The ESU defense buckled down the next three plays to force its second of seven punts of the day.

On the next Warrior drive, Cirillo's first completion of the season would land in Clifford Brinkley's hands for a 35-yard completion, which set up ESU in the redzone on the Pace 18-yd line. The next play, Cirillo found Syracuse transfer James Cherry in the end zone, as the Warriors lengthened its lead to 21-0 in the first quarter. The Red and Black outgained the opposition 192-19 during the opening quarter of the season.

Pace could not gain any momentum yet on its next offensive drive, with Hayward forcing a fumble that was recovered by Darn Blackwell.

After a few punts back and forth from the Warriors and Setters, Aiken completed a 38-yd touchdown pass to Ramir Tann-Davis to put Pace on the scoreboard at 21-7.

A big drive was up next for ESU, with 4:59 left in the first half and Pace receiving the second half kickoff. An 11-play drive with Cirillo finding Bender for an 8-yd score would put the Warriors on top 28-7 at the half.

After the intermission, Tann-Davis returned the second-half kickoff to the house, to cut the ESU lead to just 14 points. The Warrior defense would prevent the Setters to get closer, with two punts and a turnover-on-downs on their final three drives of the game.

ESU would put an exclamation mark on the game with a 79-yd toss from Cirillo to Bender to make it a 35-14 contest.

B

ESU hosted a #Relentless Get in the Game Marrow Drive in honor of late ESU men's basketball student-athlete Ryan Smith before and after the game on campus. Both ESU and Pace raised their helmets during a video slideshow presentation prior to kickoff.

Pace (0-1)	0	7	7	0	14
ESU (1-0)	21	7	0	7	35

ESU - Anglovich 19 run (Bartholomew kick)
 ESU - Cirillo 1 run (Bartholomew kick)
 ESU - Cherry 18 pass from Cirillo (Bartholomew kick)
 Pace - Tann-Davis 38 pass Aiken (Squillaciotti kick)
 ESU - Bender 7 pass from Cirillo (Bartholomew kick)
 Pace - Tann-Davis 94 kick return (Squillaciotti kick)
 ESU - Bender 79 pass from Cirillo (Bartholomew kick)

	ESU	Pace
First Downs	22	16
Passing C-A-I	11-18-0	10-23-0
Passing Yds	205	198
Rushing Yds (Att)	319 (45)	88 (35)
Total Net Yds	524	286
Fumbles/Lost	1-1	1-1
Penalties/Yds	8/85	9/78
Punts/Avg.	4-42.0	7/35.7

RUSHING: Pace-K. Jackson 8-44; B. Sobotker 5-27; Carlton Aiken 22-17. East Stroudsburg-G. Anglovich 23-140; David Akinwande 9-91; Jake Cirillo 6-72; Tyriq Lewis 5-20; TEAM 2-minus 4.

PASSING: Pace-Carlton Aiken 10-23-0-198. East Stroudsburg-Jake Cirillo 11-18-0-205.

RECEIVING: Pace-R. Tann-Davis 6-147; K. Jackson 1-23; Joshua Glenn 1-16; Cerrone Hill 1-8; Dominic Nicolo 1-4. East Stroudsburg-C. Brinkley 4-75; R. Bender 2-86; G. Anglovich 2-15; James Cherry 1-18; Tyriq Lewis 1-7; Elie Lavarin 1-4.

FUMBLES: Pace-Carlton Aiken 1-1. East Stroudsburg-Jake Cirillo 1-1.

Sept. 11 • Slippery Rock 22, ESU 7

SLIPPERY ROCK, Pa. -- The East Stroudsburg University football team fell at No. 8 Slippery Rock, 22-7, on Saturday night at Mihalik-Thompson Stadium. The Rock (2-0) built a 15-0 lead through three quarters and thwarted a potential Warriors (1-1) comeback early on in the fourth quarter.

Gunner Anglovich led the Warriors in rushing and receiving on the day, rushing for 76 yards, while collecting 71 yards of receiving.

Defensively, Paul Carreras and Andre Eldridge each totaled six tackles, while Khalil Scott and Shavar Hussett each tallied five. Hussett and Tyler Watson each snagged an interception. Watson also broke up a pair of passes.

Albert Gayle (1.0) along with Deshawn McCarthy and Adewale Obayanju each registered half of a sack.

Jake Cirillo completed 13-26 passes for 109 yards. Matt DeLaurentis took over duties under center with 6:19 remaining in the third, completing 7-15 passes for 75 yards and his first career touchdown pass. The East Norriton, Pa. native found Ezequiel Lopez with 10:19 remaining in the fourth quarter to put the Warriors on the scoreboard.

ESU gained momentum early in the fourth quarter, as safety Shavar Hussett would pick off Andrew Koester. Hussett returned the ball to SRU's 16-yd line. Within reach of making it a one-possession game, the Rock forced a turnover on downs.

Warriors Top Performances of 2021

LONGEST PLAYS

Rush: 55 yards, Gunner Anglovich vs. Millersville

Pass: 96 yards, Jake Cirillo to Rece Bender vs. Millersville

Punt: 62 yards, Nate Reed vs. Shippensburg

Field Goal: 50 yards, Devin Bartholomew at West Chester

Punt Return: 24 yards, Gunner Anglovich at Kutztown

Kickoff Return: 99 yards, Rece Bender at Lock Haven (School Record)

OFFENSE, SINGLE GAME

Rushing Yards: 140, Gunner Anglovich vs. Pace

Passing Yards: 286, Jake Cirillo vs. Shippensburg

Receiving Yards: 188, Rece Bender vs. Shippensburg

Completions: 21, Jake Cirillo at Kutztown

Receptions: 7, Anglovich at SRU, Bender at WCU

Touchdowns Rushing: 2, twice Gunner Anglovich at Kutztown Gunner Anglovich vs. Millersville

Touchdowns Passing: 4 Matt DeLaurentis at Lock Haven

Touchdowns Receiving: 2, twice Rece Bender vs. Pace

Elie Lavarin vs. Bloomsburg

DEFENSE, SINGLE GAME

Most Tackles: 13 Tyler Watson at Kutztown

Most Sacks: 4.0 Deshawn McCarthy vs. Pace

Most Tackles for a Loss: 6.0, Deshawn McCarthy vs. Pace

Interceptions: 1, Four players

Nate Reed was forced to punt nine times, drilling three inside the 20. The Warriors were plagued by penalties, being charged 12 times for 95 yards. On its 13 drives, ESU was forced to punt nine times, with three turnover on downs, along with the touchdown drive.

It took nearly the entire first half for either offense to get going. After a pair of punts to begin the game, SRU would miss a 38-yd field goal on its second drive after moving the ball 77 yards.

On its next drive, the Warriors were able to move the ball consistently on a 10-play 51 yard drive, but ESU would ultimately turn the ball over on downs on an incompletion on 4th and 2 from the SRU 28-yd line.

Both teams finished the opening quarter with punts.

A 21-yd ESU punt would setup SRU with good field position on the Warriors 34-yd line. After gaining a first down via a pass interference call, SRU would attempt and make a 29-yd field goal to grab the first lead.

2021 Game-By-Game Statistics

East Stroudsburg

	PASSING			RUSHING			TOTAL OFFENSE		
	Comp.-Att.	Yds.	TD-Int.	Att.	Yds.	TD	Plays	Yds.	TD
Pace	11-18	205	3-1	45	319	2	53	524	5
at #8 Slippery Rock	20-41	184	1-0	35	102	0	76	286	1
Mercyhurst	14-25	165	1-0	41	162	1	66	327	2
at Lock Haven	20-29	292	4-0	37	169	1	66	461	5
at Kutztown	21-45	176	0-1	26	161	2	71	337	2
Millersville	11-20	147	2-1	41	257	2	61	404	4
at West Chester	12-31	273	2-0	25	88	1	56	361	3
Bloomsburg	16-25	167	2-2	51	235	1	76	402	3
Shippensburg	12-24	286	1-2	41	81	1	65	367	2
at #11 Shepherd	14-25	87	1-0	20	38	0	45	125	1
Gannon	14-31	110	0-0	14	31	1	68	267	1
ESU	165-314	2092	16-6	399	1769	12	713	3861	30

Opponents

	PASSING			RUSHING			TOTAL OFFENSE		
	Comp.-Att.	Yds.	TD-Int.	Att.	Yds.	TD	Plays	Yds.	TD
Pace	10-23	198	1-0	35	88	0	58	286	1
at #8 Slippery Rock	17-32	277	2-2	32	173	1	64	450	3
Mercyhurst	16-32	155	1-0	21	46	0	53	201	1
at Lock Haven	11-25	165	0-0	31	110	3	56	275	3
at Kutztown	11-22	149	0-1	48	169	3	70	318	3
Millersville	8-18	96	1-1	44	100	0	62	196	1
at West Chester	12-20	181	2-1	52	326	4	72	507	6
Bloomsburg	13-23	139	1-2	23	90	1	46	229	2
Shippensburg	20-33	273	2-1	30	35	1	63	308	3
at #11 Shepherd	28-47	447	6-0	37	193	1	84	640	7
Gannon	11-24	190	1-0	47	219	0	71	409	1
Opponents	157-299	2270	17-8	400	1549	14	699	3819	32

ESU was forced to punt on its next drive, as Slippery Rock would gain possession with 1:05 remaining in the first half. SRU would quickly embark on a 79-yard drive, with Andrew Koester completing a 33-yd completion to Cinque Sweeting with just four seconds remaining. SRU missed the two-point conversion attempt, taking a 9-0 into the halftime intermission.

ESU start the second half strong with three third down conversions, but a holding penalty, followed by a false start would set the Warriors back to a 3rd and 25. The Warriors would have to punt after an incompletion.

ESU's defense kept the Warriors in the contest, forcing yet another punt.

On DeLaurentis' first drive, ESU moved the ball, as Anglovich would find room on a 23-yd rush before recovering his own fumble. A sack and delay of game penalty would setup the Warriors for another 3rd and long. ESU would punt again.

SRU took control of the game on its first play of the next drive, as Koester found Chris D'Or for 81 yards to extend the Rock lead to 15-0. The Rock added an additional touchdown with a rushing touchdown a yard out by Koester on SRU's next drive.

ESU put together its touchdown drive next, as the nine-play drive saw four first downs. The Warriors took advantage of a pair of SRU penalties, with a pass interference and a face mask each resulting in first downs. In the red zone, Anglovich would rush for 11 yards to setup up DeLaurentis with the 9-yd touchdown pass to Lopez.

Hussett's interception came three plays later, setting up ESU with the potential comeback attempt. With 10:13 remaining and the chance to make it a one-possession game on SRU's 16-yd line, the Warriors failed to gain a first down, turning the ball over on downs.

ESU forced its sixth punt of the game defensively, but ESU could not capitalize. SRU would run the time out on the final drive of the game.

East Stroudsburg	0	0	0	7	7
Slippery Rock	0	9	6	7	22

Rock - Opsatnik 29 yd field goal
 Rock - Sweeting 33 yd pass from Koester (Reed pass failed)
 Rock - D'Or 81 yd pass from Andrew Koester (Opsatnik kick failed)
 Rock - Koester 1 yd run (Opsatnik kick)
 ESU - Lopez 9 yd pass from DeLaurentis (Bartholomew kick)

	ESU	ROCK
FIRST DOWNS	17	19
RUSHES-YARDS (NET)	35-102	32-173
PASSING YDS (NET)	184	277
Passes Att-Comp-Int	41-20-0	32-17-2
TOTAL OFFENSE PLAYS-YARDS	76-286	64-450
Fumble Returns-Yards	0-0	0-0
Punt Returns-Yards	1-0	3-8
Kickoff Returns-Yards	2-30	1-20
Interception Returns-Yards	2-19	0-0
Punts (Number-Avg)	9-34.9	6-37.7
Fumbles-Lost	3-0	0-0
Penalties-Yards	12-95	7-71
Possession Time	35:14	24:46
Third-Down Conversions	6 of 18	4 of 12
Fourth-Down Conversions	0 of 3	0 of 0
Red-Zone Scores-Chances	1-2	2-4
Sacks By: Number-Yards	2-14	3-20

RUSHING: East Stroudsburg-G. Anglovich 20-76; J. Cirillo 8-12; M. DeLaurentis 4-6; D. Akinwande 1-5; Tyriq Lewis 2-3; Slippery Rock- T. Smith 21-122; C. Sweeting 1-36; C. D'Or 4-28; C. Mohra 1-0; TEAM 1-minus 1; A 4-minus 12.

PASSING: East Stroudsburg- J. Cirillo 13-26-0-109; M. DeLaurentis 7-15-0-75. Slippery Rock-Andrew Koester

17-32-2-277.

RECEIVING: East Stroudsburg-G. Anglovich 7-71; C. Brinkley 4-46; Ezequiel Lopez 3-28; James Cherry 3-16; Rece Bender 2-19; Dawson Stuart 1-4. Slippery Rock-Cinque Sweeting 6-64; Henry Litwin 5-60; Gavyn Barnes 3-52; Chris D'Or 2-86; Kyle Sheets 1-15.5-80; Hughes 2-37, Gause 1-34, S. Brown 1-24, Pearce 1-6.

Sept. 18 • ESU 17, Mercyhurst 17

EAST STROUDSBURG -- After building a 17-0 halftime lead, the East Stroudsburg University football team prevented a comeback attempt late to down Mercyhurst, 17-7, on Saturday afternoon at Eiler-Martin Stadium.

The Warriors (2-1) get back to their winning ways after falling to nationally-ranked Slippery Rock a week ago, while the Lakers fall to 1-2 on the season in Marty Schatzel's final season before retirement.

ESU's defense stymied the Lakers offense the majority of the game, holding Mercyhurst to less than 100 yards of offense through three quarters. Mercyhurst was able to gain rhythm in the fourth quarter with a touchdown drive with 9:29 remaining, but the stout Warrior defense would force a turnover on downs the next possession and ESU would run out the clock to take its second victory of the season.

Gunner Anglovich, the PSAC's leading rusher entering the day, rushed for 89 yards and a touchdown, averaging 4.2 yards per rush. Fullback David Akinwande finished with 42 yards including an impressive 20-yd scamper to put the game on ice.

Under center, Matt DeLaurentis filled in for Jake Cirillo - who was scratched due to injury - and completed 14-25 passes for 165 yards and a touchdown to James Cherry.

Clifford Brinkley led ESU with 49 yards receiving on a pair of receptions, including an impressive 43-yd catch. Anglovich and Ezequiel Lopez both brought in four

receptions for 47 yards. Anglovich finished the day with 136 yards of all-purpose yards. Rece Bender added three catches on 14 yards, while Cherry's one catch went for an 8-yd touchdown.

Defensively, Tyler Watson and Paul Carreras led the way in tackles with seven each. Watson forced a fumble and broke-up a pair of Laker passes. Carreras also tallied a fumble recovery and a pass breakup. Jahmere Crumpton added six tackles, while Jacob Keane and Khalil Scott each added five takedowns.

Aidan Hayward also forced a fumble on the day, while Andre Eldridge and Keane registered a sack each. Devon Banks also jumped on a Laker fumble.

After ESU forced Mercyhurst to punt for first of five times on its first drive, the Warriors started strong offensively with a 13-play 91 yard drive that took 6:29 off the clock. A 31-yd completion from DeLaurentis to Anglovich set up Anglovich for six consecutive carries before he found the end zone. In total, Anglovich tallied 78 all-purpose yards on the Warriors first drive of the game.

Following the touchdown, ESU would obtain possession on Mercyhurst's 37-yd line on a fumble that was recovered by Devon Banks. The Warriors could not capitalize and would have to punt.

Hayward would force a fumble on the Lakers' next drive with the recovery by Carreras, setting up the Warriors with possession in the red zone. ESU would extend its lead on a 36-yd field goal by Devin Bartholomew, his first of the season and first in his Warrior career.

After the two foes traded punts in the second quarter, ESU would string together a nine-play 74-yd drive, taking up just a 1:08 of game clock to grab a 17-0 advantage with 21 seconds left in the half. Cherry's 8-yd touchdown was setup by Brinkley's 43-yd reception to the Lakers' eight-yard line. After a pair of incompletions, DeLaurentis found Cherry open in the back of the end zone for the second touchdown drive of the first half.

2021 SEASON

After 30 minutes, ESU outgained Mercyhurst 194-32, with the Warrior defense allowing just four first downs (1-of-5 3rd down conversions).

ESU forced another Laker punt on its first drive of its possession. The Warriors looked to extend its advantage, after taking over possession at the 50-yd line, but a 48-yd field goal attempt would go wide left.

After the teams traded punts, ESU forced a turnover on downs to end the third quarter with a 17-0 lead.

Mercyhurst would put together its lone scoring drive after forcing ESU to punt. The Lakers found rhythm on the six-play, 65 yard drive. A 20-yd touchdown connection from Michael Lowery to Cameron Barmore would put Mercyhurst on the scoreboard.

The Warriors would move the ball on its next drive, going 50 yards. Unfortunately for ESU, the field goal attempt went wide left.

With the Lakers looking to make it a one-possession game, ESU allowed a 33-yd gain on a completion. However, ESU buckled down and forced a five-yd run and three incompletions for the turnover on downs.

ESU would run out the final 2:28 of clock, featuring a 20-yd highlight run from Akinwande for a first down to put the game on ice.

Mercyhurst	0	0	0	7	7
East Stroudsburg	7	10	0	0	17

ESU - G. Anglovich 2 yd run (D. Bartholomew kick)
 ESU - D. Bartholomew 22 yd field goal
 ESU - Cherry 8 yd pass from DeLaurentis (Bartholomew)
 HURST - Barmore 20 yd pass from M. Lowery (Alsbrooks kick)

	Hurst	ESU
FIRST DOWNS	12	17
RUSHES-YARDS (NET)	21-46	41-162
PASSING YDS (NET)	155	165
Passes Att-Comp-Int	32-16-0	25-14-0
OFFENSE PLAYS-YARDS	53-201	66-327
Fumble Returns-Yards	0-0	0-0
Punt Returns-Yards	0-0	1-14
Kickoff Returns-Yards	3-60	2-36
Interception Returns-Yards	0-0	0-0
Punts (Number-Avg)	5-40.8	4-42.2
Fumbles-Lost	2-2	2-1
Penalties-Yards	6-50	9-75
Possession Time	26:19	31:25
Third-Down Conversions	2 of 11	8 of 15
Fourth-Down Conversions	1 of 3	0 of 0
Red-Zone Scores-Chances	1-1	3-3
Sacks By: Number-Yards	0-0	2-12

RUSHING: Mercyhurst-Chawntez Moss 11-40; Dustin Shoaf 3-9; Ayrton Rodriguez 3-6; David Alize 1-5; TEAM 1-minus 2; Michael Lowery 2-minus 12. East Stroudsburg-G. Anglovich 21-89; David Akinwande 5-42; Tyriq Lewis 7-28; M. DeLaurentis 6-9; TEAM 2-minus 6.

PASSING: Mercyhurst-Michael Lowery 16-32-0-155. East Stroudsburg-M. DeLaurentis 14-25-0-165.

RECEIVING: Mercyhurst-Jason Armstrong 4-68; Cameron Barmore 3-55; Ayrton Rodriguez 3-10; Dustin Shoaf 2-minus 4; Makai Burris 1-11; Trevon Tate 1-11; Zack Helsley 1-3; Chawntez Moss 1-1. East Stroudsburg-G. Anglovich 4-47; Ezequiel Lopez 4-47; Rece Bender 3-14; C. Brinkley 2-49; James Cherry 1-8.

Sept. 25 • ESU 45, Lock Haven 21

LOCK HAVEN, Pa. -- Holding a 31-21 lead heading into the fourth quarter, the East Stroudsburg University football team put the game away with a pair of touchdown drives in the final quarter to pick up a 45-21 win in the PSAC East

opener against Lock Haven on Saturday night at Hubert Jack Stadium.

ESU improves to 3-1 and 1-0 during PSAC East play, while the Bald Eagles fall to 1-4 and 0-1 in league action.

In his second career start, quarterback Matt DeLaurentis completed 19-26 passes for 276 yards and four touchdowns. His four touchdowns went to four different receivers, finding Elie Lavarin (31-yd touchdown), fullback David Akinwande (6-yd touchdown), tight end Dawson Stuart (14-yd touchdown) and Clifford Brinkley (8-yd touchdown) for scores. He completed passes to eight different Warriors and extended ESU's interception-less streak to 175 pass attempts and six full games.

PSAC leading rusher entering the day, Gunner Anglovich rushed for 87 yards and a touchdown, averaging 5.4 yards per carry on 16 carries. Tyriq Lewis supplemented the rushing attack with 56 yards on nine carries.

Rece Bender set an ESU program-record with a 99-yard kickoff return touchdown during the first quarter, posting 206 all-purpose yards with six catches for 81 yards and a total of 125 kick-return yards.

James Cherry led the Warriors with 83 receiving yards on four catches including a 27-yard reception. Lavarin pulled in a pair of passes including the impressive 31-yard touchdown.

Defensively, free safety Tyler Watson continued to wreak havoc, forcing and recovering a fumble which helped spark the ESU offense. He totaled six tackles and also broke up a pass.

Linebacker Paul Carreras led the Warriors with eight tackles, a half sack and 1.5 tackles for loss. Deshawn McCarthy got home on 1.5 sacks. The Philadelphia native now has 6 sacks on the season and 12 sacks for his career. Jesse White and Albert Gayle also contributed a sack each.

The Warriors began the contest strong on both ends of the field, forcing a three-and-out and capitalized on good field position. ESU converted a 3rd and 16 on the opening drive, with DeLaurentis finding Bender for the first connection of the day for 17 yards. Anglovich would pick up the remaining 19 yards on three rushes, finding the end zone from two yards out.

After a second quick LHU drive, ESU would quickly extend its lead. DeLaurentis would find Akinwande for a gain of 19 before connecting with Lavarin for a 31-yard touchdown for his first career touchdown.

The Bald Eagles would strong together an 11-play, 75-yard drive with QB Ethan Persa finding the end zone on a two-yard rush to put LHU on the scoreboard and cutting the ESU lead to 14-7.

Bender's school record 99-yard kickoff would follow, as the Lancaster native would find space on the impressive return. The return broke the previous ESU record of 98 yards, set by Dick Merring against Mansfield in 1956 and matched in 1998 by Matt Kacanda against Bloomsburg. The kickoff return is the second of the career, previously bring back a 95-yard touchdown against Clarion in the 2019 finale. He is now the owner of two of the five longest kickoff returns in Warrior history.

LHU would be forced to punt on its next possession to open the second quarter. On 3rd and 16, DeLaurentis would find Dawson Stuart for a 15-yard gain. On 4th and 1, ESU used some trickery, with tight end and former ESU quarterback Stuart taking the snap and finding freshman John Siggins for a first down after a 16-yard gain. The completion and reception from Stuart and Siggins were both the first of their careers.

An Anglovich scamper of 24 yards and a Bender reception

2021 Honor Roll

AFCA DII All-America

DE Deshawn McCarthy, 1st team

D2FOOTBALL.COM Elite 100

DE Deshawn McCarthy, 1st team

D2CCA All-Region

DE Deshawn McCarthy, 2nd team

All-PSAC East First Team

TB Gunner Anglovich, WR Rece Bender, DE Deshawn McCarthy, S Tyler Watson

All-PSAC East Second Team

K Devin Bartholomew, G Anthony Capitini, DT Andre Eldridge, P Nate Reed

Team Awards

Outstanding Player – DL Deshawn McCarthy
 Red Shirt Award – DL Deshawn McCarthy

CoSIDA Academic All-America

WR Rece Bender, 2nd team

CoSIDA Academic All-District

WR Rece Bender, 1st team
 DL Daryn Blackwell, 1st team

Lehigh Valley Scholar-Athlete

FB David Akinwande

PSAC East Offensive Player of the Week

Gunner Anglovich, Oct. 9 vs. Millersville

PSAC East Defensive Player of the Week

DE Deshawn McCarthy, Sept. 2 vs. Pace
 DE Deshawn McCarthy, Oct. 9 vs. Millersville
 DE Ryan Hieber, Oct. 23 vs. Bloomsburg

PSAC East Special Teams Player of the Week

RS Rece Bender, Sept. 25 at Lock Haven
 K Devin Bartholomew, Oct. 23 vs. Bloomsburg

D2FOOTBALL.COM Special Teams POW

RS Rece Bender, Sept. 25 at Lock Haven

of 20 yards would setup the DeLaurentis-to-Akinwande connection for his first touchdown of the season from the six-yard line. The touchdown is the second of his career, with his first coming at Hubert Jack Stadium against Lock Have during the 2019 season.

With ESU leading 28-7, the Bald Eagles would battle back and gain momentum to end the first half. A 46-yard kickoff return from LHU would provide good field position, as a 17-yard and 22 yard rush from Dante Graham would cut the Warriors lead to 28-14.

ESU would punt on three-and-out on the following drive. The Warriors defense responded and forced a turnover on downs. Gaining possession in near midfield, DeLaurentis would find Cherry for a gain of 27 yards to set up a Devin Bartholomew 37-yard field goal attempt. The sophomore converted his second field goal of the season, to lift ESU to a 31-14 advantage.

Another solid LHU kickoff return would setup the Bald

Eagles with good field position near midfield with 33 seconds remaining in the half. Ethan Persa would complete a 21-yard first down pass and would take advantage of three ESU penalties, as LHU would score a touchdown late to cut the ESU lead to just 10 at 31-21 to end the first half.

The third quarter would feature no points, and a combined four punts. ESU began its final drive of the quarter at the 2:51 mark and moved the ball with three first downs via accurate passing from DeLaurentis. DeLaurentis, a native of East Norriton, completed 6-6 passes on the drive which ended with a 12-yard strike to Stuart, who caught the ball in the back of the end zone and added style points with a hurdle over a barrier to extend the Warrior lead to 38-21.

ESU took full control on the following defensive drive, with Watson forcing and recovering a fumble on the second Bald Eagle play of the drive to setup the Warriors with short field position on ESU's 42-yard line.

DeLaurentis continued his hot streak, completing a 27-yard pass to Cherry. Lewis followed with an impressive rush of 23 yards. On the LHU 8-yard line, DeLaurentis completed his success night with an touchdown to Brinkley. He ended his night with eight consecutive completions. ESU grabbed a 45-21 lead with the score.

The next three drives of the contest would result in punts. With 4:58 remaining, sophomore Aaron Tobias took over duties under center. The local from nearby Centre Hall, Pa. was unable to complete his two attempts, as Lewis would run out the clock with 26 yards of rushing on the final drive of the game.

East Stroudsburg	21	10	0	14	45
Lock Haven	7	14	0	0	21

- ESU - G. Anglovich 2 yd run (D. Bartholomew kick)
- ESU - E. Lavarin 31 yd pass from DeLaurentis (Bartholomew kick)
- ESU - Bender 99 yd kickoff return (D. Bartholomew kick)
- ESU - D. Akinwande 6 yd pass from DeLaurentis (Bartholomew kick)
- LHU - Graham 22 yd run (Hershey kick)
- ESU - D. Bartholomew 37 yd field goal
- LHU - Graham 2 yd run (Hershey kick)
- ESU - Stuart 13 yd pass from DeLaurentis (Bartholomew kick)
- ESU - C. Brinkley 8 yd pass from DeLaurentis (Bartholomew kick)

	ESU	LHU
FIRST DOWNS	26	18
RUSHES-YARDS (NET)	37-169	31-110
PASSING YDS (NET)	292	165
Passes Att-Comp-Int	29-20-0	25-11-0
OFFENSE PLAYS-YARDS	66-461	56-275
Fumble Returns-Yards	0-0	0-0
Punt Returns-Yards	3-28	1-3
Kickoff Returns-Yards	3-151	5-140
Interception Returns-Yards	0-0	0-0
Punts (Number-Avg)	3-44.3	7-40.3
Fumbles-Lost	0-0	1-1
Penalties-Yards	13-97	5-26
Possession Time	32:42	27:18
Third-Down Conversions	3 of 9	3 of 11
Fourth-Down Conversions	2 of 2	1 of 1
Red-Zone Scores-Chances	5-5	2-2
Sacks By: Number-Yards	4-19	2-14

RUSHING: East Stroudsburg-G. Anglovich 17-87; Tyriq Lewis 9-56; M. DeLaurentis 7-17; Aaron Tobias 2-7; David Akinwande 1-5; TEAM 1-minus 3. Lock Haven- Graham, Dante 7-48; Wakefield, DeAn 8-34; Still, Dymeir 6-32; Lantz, Alex 1-1; Persa, Ethan 9-minus 5.

PASSING: East Stroudsburg-M. DeLaurentis 19-26-0-276; Aaron Tobias 0-2-0-0; Jacob Keane 1-1-0-16. Lock Haven-Persa, Ethan 11-25-0-165.

RECEIVING: East Stroudsburg-Rece Bender 6-81; James Cherry 4-83; Elie Lavarin 2-35; Dawson Stuart 2-28; David Akinwande 2-25; C. Brinkley 2-23; John Siggins 1-16; G.

Anglovich 1-1. Lock Haven-White, Justin 4-83; Hicks, Chris 4-59; Wakefield, DeAn 1-9; Davis, Kareem 1-8; Gonzalez, Isia 1-6.

Oct. 2 • Kutztown 21, ESU 14

KUTZTOWN, Pa. -- In a defensive battle, a Kutztown go-ahead touchdown with under a minute left proved to be the difference, as the East Stroudsburg University football team fell to Kutztown, 21-14 on Saturday afternoon at Andre Reed Stadium.

The Warriors fall to 3-2, 1-1 in PSAC East action, while the Golden Bears improve to 4-1, 2-0 in league play. Kutztown, the defending PSAC East champions, entered the game receiving votes in the AFCA Coaches Poll after defeating then No. 10 Shepherd last weekend.

After allowing two touchdowns on its first two drives, the ESU defense buckled down and held the Golden Bears off the scoreboard with seven consecutive stops. The defensive unit forced five punts, an interception and a turnover-on-downs during that span. A 76-yard completion setup the Golden Bears with the game-winning touchdown with 44 seconds remaining.

Tailback Gunner Anglovich reached the century mark for the second time this season, rushing for 108 yards and both of ESU's touchdowns. The PSAC's leading rusher averaged 6.0 yards per carry on 18 rushes.

Quarterback Jake Cirillo returned to the starting lineup, with Matt DeLaurentis scratched due to injury. The East Stroudsburg native completed 21-44 passes for 180 yards. Rece Bender led the Warriors with five receptions for 60 yards. David Akinwande pulled in two catches for 28 yards. Anglovich added 17 receiving yards on three catches, while Clifford Brinkley caught two passes for 12 yards.

Tyler Watson finished with a career-best 13 tackles to lead ESU. Jacob Keane added nine tackles. Jahmere Crumpton would total eight tackles, along with a crucial interception during the fourth quarter.

Deshawn McCarthy caused havoc in the backfield all day, recording a pair of tackles for loss and a sack, for a total of seven tackles and two quarterback hits. Paul Carerras totaled seven tackles, while Ryan Hieber registered a sack.

ESU could not pick up a first down on its opening possession, sending a punt to KU territory. The Golden Bears would score touchdowns on each of its first possessions, with each drive lasting 10-plus plays. KU quarterback Eric Nickel would score on a three-yard rush on the team's first drive, while the Golden Bears' tailback Darryl Davis-McNeil would find the end zone from the one-yard line with 49 seconds left in the opening quarter.

The Warriors could not capitalize on its first offensive drive of the second quarter and were forced to punt. KU would gain a pair of first downs on its next drive, but the Warriors defense held strong at midfield and would force a punt from near midfield after the 13-play drive.

After a KU punt, ESU picked up a key first down on 3rd and 18 with a 26-yard connection from Cirillo to Akinwande. Later on in the drive, Anglovich grabbed a first down on 4th and 2 from the KU 21, finding space for 11 yards. After two incompletions, an unnecessary roughness penalty setup Anglovich for his first of two rushing touchdowns, to cut the deficit to 14-7. ESU would head to the locker room with a seven-point deficit.

The Warriors put together a promising drive to open the second half, going 18 plays and driving 79 yards. On the drive, ESU converted three third down chances and a fourth down conversion, but the drive would stall with a 21-yard missed field goal.

ESU's defense kept up the pace, with another stop to close the third frame.

After an ESU punt, Hieber would tally a sack on first down, as Crumpton came up with the pivotal interception in Golden Bear territory on the next play. On the Warriors' first play from scrimmage, Anglovich found an opening and took the touchdown 30 yards into the end zone to tie the contest at 14-14.

The Warriors kept momentum defensively, forcing a turnover-on-down on the nine-play drive.

Looking to take its first lead of the contest, ESU faked a punt for the second consecutive week. Tight end Dawson Stuart took the direct snap and rushed for a gain of 11 on 4th and 3. Later on in the drive, the Warriors could not gain a first down on 3rd and 15 after a holding penalty. ESU's Nate Reed boomed a 54-yard punt to the Kutztown six-yard line.

KU would get a first down on a 3rd and 4 with less than two minutes on the clock to extend the drive.

A 67-yard completion from KU's Eric Nickel to Jerome Kapp would set up Darryl McNeil-Davis with a short rushing touchdown, as the Golden Bears grabbed a 21-14 lead with just 44 seconds to go.

ESU with limited time to attempt to tie the game would throw an interception, ending a 219 pass attempts without an interception streak. The streak, which featured five different players attempting pass, breaks an ESU program record (175 attempts) set by Matt Soltes and Nate Daniels during the 2013 season. ESU was one of just six Division II teams entering Saturday that did not throw an interception in 2021.

The Golden Bears would run out the clock, to earn the victory.

East Stroudsburg	0	7	0	7	14
Kutztown	14	0	0	7	21

- KU - Nickel 3 yd run (Coppolino kick)
- KU - Davis-McNeil 1 yd run (Coppolino kick)
- ESU - G. Anglovich 5 yd run (D. Bartholomew kick)
- ESU - G. Anglovich 30 yd run (D. Bartholomew kick)
- KU - Davis-McNeil, 2 yd run (Coppolino kick)

	ESU	KU
FIRST DOWNS	18	20
RUSHES-YARDS (NET)	26-161	48-169
PASSING YDS (NET)	176	149
Passes Att-Comp-Int	45-21-1	22-11-1
OFFENSE PLAYS-YARDS	71-337	70-318
Fumble Returns-Yards	0-0	0-0
Punt Returns-Yards	1-24	3-9
Kickoff Returns-Yards	2-28	1-41
Interception Returns-Yards	1-5	1-14
Punts (Number-Avg)	5-40.8	5-38.8
Fumbles-Lost	0-0	1-0
Penalties-Yards	8-75	8-48
Possession Time	26:23	33:37
Third-Down Conversions	5 of 16	8 of 15
Fourth-Down Conversions	3 of 5	1 of 2
Red-Zone Scores-Chances	1-2	3-3
Sacks By: Number-Yards	2-11	0-0

RUSHING: East Stroudsburg-G. Anglovich 18-112; Jake Cirillo 3-13; Aaron Tobias 1-13; Dawson Stuart 1-11; David Akinwande 2-7; Tyriq Lewis 1-5. Kutztown-Davis-McNeil, Da 17-86; Davis, Jordan 15-55; Nickel, Eric 11-22; Jones, Zaire 3-11; TEAM 2-minus 3; Lewis, Cam 0-minus 2.

PASSING: East Stroudsburg-Jake Cirillo 21-44-1-176; TEAM 0-1-0-0. Kutztown-Nickel, Eric 11-22-1-149.

RECEIVING: East Stroudsburg-Rece Bender 5-55; Elie Lavarin 4-40; G. Anglovich 3-17; David Akinwande 2-28; Dawson Stuart 2-22; C. Brinkley 2-12; Tyriq Lewis 2-6; James Cherry 1-minus 4. Kutztown-Kapp, Jerome 4-95; Davis-McNeil, Da 2-15; Novak, Jake 2-3; McElroy, Mason 1-16; Lewis, Cam 1-14; Hastie, Kaden 1-6.

2021 SEASON

Oct. 9 • ESU 27, Millersville 7

EAST STROUDSBURG -- On Homecoming, the East Stroudsburg University football team dominated on the defensive end, posting eight sacks and held Millersville to under 100 yards passing in a 27-7 victory on Saturday afternoon at Eiler-Martin Stadium.

The Warriors get back to their winning ways and improve to 4-2, 2-1 in the PSAC East, while the Marauders drop to 2-4, 1-2 in conference play.

ESU's defensive rush onslaught of eight sacks are the most by the Warriors since reaching the eight-sack threshold in 2013 at Kutztown. The Marauders 96 yards of passing is the fewest for an ESU opponent since the Warriors allowed 57 yards passing against Bloomsburg in 2018.

The Warriors' stout defense allowed just 2.3 yards per rush and 3.2 yards per play, forcing eight punts and allowed the Marauders to convert just 4-of-14 3rd down conversions. Millersville punted on all six first half drives, with the second half resulting in an interception, punt, a missed field goal, a turnover on downs and a punt, before the Marauders could punch in a touchdown on its final drive of the contest.

As he has done all season, defensive end Deshawn McCarthy caused chaos, totaling 3.5 sacks and seven total takedowns. Defensive tackle Andre Eldridge added 2.5 sacks and six tackles, while Ryan Hieber (1.0), Keanan Baines (0.5) and Daryn Blackwell (0.5) also registered sacks.

McCarthy entered the week ranked seventh in NCAA Division II and second in PSAC in sacks, prior to the dominant 3.5 sack performance. He now has 10.5 sacks on the season, just five sacks away from breaking Joe Ruedt (1992) and Des Hussey's (1991) single-season mark of 15 sacks.

ESU previously recorded eight sacks five times in a single game. The school record of 10 sacks was set in 1988 against Mansfield and matched in 1991 against Cheyney. ESU has also tallied nine sacks in a game five times, most recently in 2010 against Pace.

Paul Carreras led the Warriors with nine tackles. Keane (6 tackles) and Christian Weissman (5 tackles) also contributed five-plus tackles.

Safety Shavar Hussett came up with his second interception of the season.

PSAC leading rusher Gunner Anglovich ran for 139 yards on 21 carries (6.6 avg.) and two touchdowns, just two yards off his career-high that he set against Pace in the season opener. He scampered for a career-long rush of 55 yards on his second touchdown of the contest. Tyriq Lewis added a season-best 70 yards from scrimmage, while Jake Cirillo and David Akinwande each rushed for 24 yards for the Warriors impressive ground performance of 257 yards rushing (6.3 avg.).

Jake Cirillo completed 9-17 passes on the afternoon for 143 yards with one touchdown and one interception. He connected on an impressive 96-yard strike to Rece Bender during the fourth quarter to put the game out of reach. Bender totaled 191 all-purpose yards, with 105 receiving, 37 kick return and 49 punt return yards in the contest.

On special teams, sophomore kicker Devin Bartholomew converted on both of his attempts, making a 27-yarder

and a 35-yarder. Nate Reed booted four of his six kickoff for touchbacks and averaged 38.2 yards per punt on four attempts.

ESU would put points on its second drive of the contest, driving down the field on an 11-play 70 yard drive. Bartholomew would convert his 27-yard attempt for the 3-0 lead after one quarter at Eiler-Martin Stadium.

It was Bartholomew again that did the scoring on the Warriors next drive. ESU continued to successfully rush the ball, with 48 of ESU's 52 yards on the drive coming via the rush. Bartholomew would strike from 35-yards to lift ESU to a 6-0 lead.

With the Warriors in good field position after a short MU punt on a 3-and-out, Cirillo would complete a pair of passes to Elie Lavarin for a total of 26 yards. On the next play, Anglovich broke a tackle at the line of scrimmage and would not be stopped, finding paydirt on an 11-yard touchdown.

Both teams would send punts the rest of the first half, with ESU taking a 13-0 lead into the locker room. The Warriors allowed just 59 yards on 27 first half plays from Millersville, holding the Marauders to 1-of-7 on 3rd down conversions during the first 30 minutes of the game.

The Warriors received the second half kick, as Anglovich burst through the line of scrimmage on his second carry of the second half for his career-long run of 55 yards. His previous long rush was 52 yards against West Chester in 2019.

With ESU leading 20-0, the relentless defense forced a turnover on the second play of Millersville's drive, as Hussett snagged his second interception in three weeks.

The offense could not capitalize, turning the ball over on downs. After punts were traded, MU put together its most successful drive offensively of the contest, with help from an unsportsmanlike conduct penalty and targeting penalty. Fortunately for ESU, Millersville was unable to convert a 35-yard field goal attempt.

Cirillo would throw an interception on ESU's next possession for the Warriors' lone turnover of the game.

With MU's backup quarterback in due to injury, MU would rush the ball into the red zone. On 4th and 2, the Marauders quarterback Anthony Butler would be stopped at the line of scrimmage, for a turnover on downs. A lengthy delay ensued on the play, after Butler was injured on the play.

After play resumed, Anglovich would have a pair of carries for a single yard, before Cirillo found Bender on the impressive 96-yard strike. The play is the longest play from scrimmage for ESU since Robert Bleier scored an ESU program-tying 99-yard completion from Matt Soltes in 2013 against Lock Haven. The 96-yard completion is tied for the fourth-longest touchdown in program history, matching Tim Roken's connection with Ed Kiser in 2008 against Millersville.

Millersville	0	0	0	7	7
East Stroudsburg	3	10	7	7	27

ESU - D. Bartholomew 27 yd field goal
 ESU - D. Bartholomew 35 yd field goal
 ESU - G. Anglovich 11 yd run (D. Bartholomew kick)
 ESU - G. Anglovich 55 yd run (D. Bartholomew kick)
 ESU - Bender 96 yd pass from Cirillo (Bartholomew kick)
 MILL - Young 24 yd pass from Klayman (Kissingerkick)

	Mill	ESU
FIRST DOWNS	14	18
RUSHES-YARDS (NET)	44-100	41-257
PASSING YDS (NET)	96	147
Passes Att-Comp-Int	18-8-1	20-11-1
OFFENSE PLAYS-YARDS	62-196	61-404
Fumble Returns-Yards	0-0	0-0
Punt Returns-Yards	1-1	5-41
Kickoff Returns-Yards	2-34	2-68
Interception Returns-Yards	1-0	1--3
Punts (Number-Avg)	8-35.0	4-38.2
Fumbles-Lost	0-0	1-0
Penalties-Yards	8-70	7-94
Possession Time	29:50	30:10
Third-Down Conversions	4 of 14	5 of 13
Fourth-Down Conversions	0 of 1	0 of 2
Red-Zone Scores-Chances	0-2	3-3
Sacks By: Number-Yards	1-4	8-42

RUSHING: Millersville-Morris, Jaheim 17-76; Smith, Timmy 4-23; Jenkins, Jared 14-7; Alexander, Mekh 1-4; Cartwright, KJ 3-2; Butler, Anthony 4-minus 4; Klayman, Cole 1-minus 8. East Stroudsburg-G. Anglovich 21-139; Tyriq Lewis 13-70; Jake Cirillo 5-24; David Akinwande 2-24.

PASSING: Millersville-Jenkins, Jared 4-9-1-40; Klayman, Cole 4-7-0-56; Butler, Anthony 0-2-0-0. East Stroudsburg-Jake Cirillo 9-17-1-143; Aaron Tobias 2-3-0-4.

RECEIVING: Millersville-Alexander, Mekh 2-18; Young, T'iar 1-24; Schwindenhammer 1-19; Melvin, Hakim 1-13; Harris, Cliff 1-13; Drayton III, 1-6; Morris, Jaheim 1-3. East Stroudsburg-Rece Bender 3-105; Elie Lavarin 2-26; Tyriq Lewis 2-6; G. Anglovich 2-3; Dawson Stuart 1-5; Adrian Lambert 1-2.

Oct. 16 • West Chester 42, ESU 24

WEST CHESTER, Pa. -- In a battle of the top two rushing offenses in the PSAC, it was West Chester that would come out on top with 326 yards rushing and held ESU to 88, defeating the Warriors, 42-24, on a warm fall Saturday afternoon at John A. Farrell Stadium.

The Warriors fall to 4-3, 2-2 in PSAC East play, while West Chester improves to 5-2, 3-2 in league action.

ESU's offense came alive just a little too late, posting a pair of 60-yard plus touchdown receptions in the fourth quarter.

Wide receiver Rece Bender highlighted the offense, recording a career-high 157 yards of receiving. He pulled in two 50-plus yard receptions, including a 64-yard touchdown. He now has four 50-plus yard receptions this season, including three over the past two weeks.

Elie Lavarin added an impressive 85-yard touchdown late in the fourth quarter for ESU's final touchdown of the afternoon. He posted his first career 100 yard receiving game with 103 yards.

Quarterback Jake Cirillo completed 12 of his 31 passes, for 273 yards and the two late touchdowns. Cirillo averaged 22.8 yards per completion with the three explosive plays. He added a one-yard rushing touchdown.

PSAC leading rusher Gunner Anglovich was injured during the first half and would not return. He finished with 21 rushing yards on nine carries. Tyriq Lewis, a native of nearby Downingtown, led the Warriors with 57 yards of rushing.

Linebackers Jacob Keane (10) and Paul Carreras (7) led ESU with a combined 17 tackles.

Tyler Watson prevented a late first half touchdown by recording his second interception of the season, returning it from the end zone to WCU territory on a 54-yard return. He added six tackles.

2021 SEASON

Aidan Hayward would tally the lone sack of the afternoon for the Warriors.

ESU would receive the opening kickoff but would be forced to punt with 3-and-outs on its first two drives. A low punt would set the Golden Rams with good field position on its own 36-yard line. The Golden Rams would connect on a four-yard touchdown pass from Shane Dooley to Seth Degree to give WCU the lead.

After ESU's second punt, the Warriors defense would force a pair of Golden Rams punts. A 72-yard rush from WCU's Ja'Den McKenzie would lead to a one-yard rush for Dooley, to lift the Golden Rams to a 14-0 advantage.

A personal foul call on WCU would setup the Warriors with possession near midfield on its next possession. The 53-yard connection from Cirillo to Bender would give ESU possession on WCU's one-yard line. Cirillo would punch it in himself to cut the deficit to 14-7. Bender eclipsed 1,000 career receiving yards on his third 50-plus yard reception of the season.

ESU looked to halt WCU on its next drive, but a 4th-and-9 conversion would setup the Golden Rams with the ball on ESU's 11-yard line. McKenzie would find space on the following play, finding the end zone to give WCU a 21-7 lead.

A game-changing play would happen next, as the wind would aid West Chester in recovering the ensuing kickoff, with the high-kick bouncing just ahead of a diving Warrior and into the hands of a Golden Ram. With WCU holding possession at ESU's 36-yard line midway through the second quarter, the Golden Rams would score its fourth touchdown of the day with four consecutive rushes, with Phil Poquie scoring from 11-yards out.

On its next drive, ESU looked to cut into the deficit prior to halftime. The Warriors converted a third down and a fourth down conversion on the 13-play drive. Devin Bartholomew would blast a 50-yard field goal through the up rights to trim the deficit to 28-10. The field goal was the ninth 50-plus yard field goal in program history and first since Jordan Walters' school-record setting 56-yard kick at Farrell Stadium in 2019.

On the following kickoff, ESU attempted a surprise onside kick that just barely went out-of-bounds prior to the Warriors from recovering it. Holding possession with a minute left in the first half with the ball near midfield, the Golden Rams would quickly move the ball to inside the ESU two-yard line.

Watson would snag his sixth interception of his career and second of the season in the end zone, which prevented WCU to extending its lead prior to halftime. The Warrington native would advance the ball to midfield after the 54-yard return. Bartholomew would attempt a 55-yard field goal with just seconds remaining in the half. The kick had the distance, but would just miss wide-left. As a result, the Warriors entered the locker room with a 28-10 deficit.

The teams traded punts to begin the second half.

On the Golden Rams' second possession, ESU nearly sacked WCU's Dooley on a 4th and 8, but Dooley would scramble for 22 yards and a first down to extend the drive. On the following play, Jacob Keane was able to force a fumble prior to Poquie reaching the endzone, as the Warriors nearly recovered the fumble in the end zone. Unfortunately for ESU, Poquie was able to recover his own fumble, extending WCU's advantage to 35-10.

ESU looked to respond on its next drive. After picking up a first down on a completion to Dawson Stuart, Cirillo nearly completed a pass to an open Elie Lavarin on 4th and 2, but the ball was just overthrown, as the Warriors turned the ball over on downs.

West Chester secured the game on the next play from

scrimmage with 50-yard touchdown pass from Dooley to Rasheem James to take a 42-10 advantage in the third quarter.

ESU never gave up, with the Warriors adding a pair of long passing touchdowns from Cirillo - a 64-yard reception for Bender and a 85-yard strike to Lavarin to cut the deficit to 18 points at 42-24 with 5:26 remaining.

West Chester would run out the clock on its next possession to earn the 42-24 victory.

In total, West Chester outgained ESU 507 to 361.

East Stroudsburg	0	10	0	14	24
West Chester	7	21	14	0	42

WCU - Degree 4 yd pass from Gregory (Henry kick)

WCU - Dooley 1 yd run (Henry kick)

ESU - Cirillo 1 yd run (D. Bartholomew kick)

WCU - McKenzie 11 yd run (Henry kick)

WCU - Poquie 11 yd run (Henry kick)

WCU - Poquie 9 yd run (Henry kick)

WCU - James 50 yd pass from Gregory (Henry kick)

ESU - Bender 64 yd pass from Cirillo (D. Bartholomew kick)

ESU - Lavarin 85 yd pass from (D. Bartholomew kick)

ESU - D. Bartholomew 50 yd field goal

	ESU	WCU
FIRST DOWNS	12	27
RUSHES-YARDS (NET)	25-88	52-326
PASSING YDS (NET)	273	181
Passes Att-Comp-Int	31-12-0	20-12-1
OFFENSE PLAYS-YARDS	56-361	72-507
Fumble Returns-Yards	0-0	0-0
Punt Returns-Yards	0-0	0-12
Kickoff Returns-Yards	2-11	0-0
Interception Returns-Yards	1-54	0-0
Punts (Number-Avg)	6-25.0	4-46.5
Fumbles-Lost	1-0	2-0
Penalties-Yards	4-41	10-75
Possession Time	21:04	38:37
Third-Down Conversions	4 of 14	4 of 12
Fourth-Down Conversions	1 of 2	3 of 3
Red-Zone Scores-Chances	1-1	5-8
Sacks By: Number-Yards	1-0	1-0

RUSHING: East Stroudsburg-Tyriq Lewis 8-57; G. Anglovich 9-21; David Akinwande 3-6; Jake Cirillo 5-4. West Chester-McKenzie,Ja'Den 13-135; Poquie,Phil 15-113; Mazzccua,Mauric 8-50; Dooley,Shane 7-31; Johnson,Desman 4-21; Gilbert,Zach 1-2; Bowens,Rasheim 1-minus 2; TEAM 3-minus 24.

PASSING: East Stroudsburg-Jake Cirillo 12-31-0-273. West Chester-Dooley,Shane 12-20-1-181.

RECEIVING: East Stroudsburg-Rece Bender 7-154; Elie Lavarin 3-104; Dawson Stuart 1-11; Joel Gland 1-4. West Chester-James,Rasheem 4-83; Degree,Seth 4-32; Neuhaus,Dan 1-35; Wright,Mari 1-20; Bowens,Rasheim 1-8; Mazzccua,Mauric 1-3.

Oct. 23 • ESU 35, Bloomsburg 14

EAST STROUDSBURG -- After allowing a touchdown on the first drive of the game, the East Stroudsburg University football team made eight consecutive stops defensively and scored 35 unanswered points in a 35-14 victory over Bloomsburg on Saturday afternoon at Eiler-Martin Stadium.

The Warriors improve to 5-3, 3-2 in PSAC East play, while Bloomsburg falls to 2-6, 1-4 in conference action.

The win for ESU over Bloomsburg is the first since 2015 and is just the second in the last 13 seasons over Bloomsburg. Prior to the dramatic 35-34 win over the Huskies, the last time the Warriors last defeated Bloomsburg was in 2005 NCAA Playoffs with now ESU head coach Jimmy Terwilliger leading the victory at quarterback.

After conceding the opening 77-yard touchdown drive, the stingy Warrior defense allowed just 88 yards of offense over the following eight Husky drives. Three of those drives, all in the second quarter, ended in turnovers, as Tyler Watson and Ryan Hieber tallied interceptions and Deshawn McCarthy would grab a fumbled snap in mid-air. Hieber's first career interception resulted in a touchdown, while McCarthy's recovery would later result in points.

Offensively, the tailback duo of Tyriq Lewis (114 yards, 1 TD) and Gunner Anglovich (86 yards) combined for exactly 200 yards rushing. Along with scoring his first career touchdown, Lewis tallied his first 100-yard rushing game of his career. As a team, ESU rushed for a total of 256 with Jake Cirillo adding 25 net yards.

Cirillo completed 16-25 passes for two touchdowns and two interceptions. Both touchdown throws were thrown to Elie Lavarin, who has now scored three touchdowns over his last two games. Lavarin posted 40 yards on four receptions, while true freshman Chad Parton also tallied for catches for 32 yards.

ESU leading receiver Rece Bender collected three catches for 61 yards, including a 40-yard long completion.

Jacob Keane led ESU with six tackles, while Paul Carreras added five tackles with two tackles for loss.

Along with a fumble recovery, McCarthy added a sack and three tackles. The junior now has 11.5 sacks on the season. He entered the week ranked second nationally in the category. Andre Eldridge also registered a sack for the Warriors. The Warrior co-captain now has 5.5 sacks on the season.

On special teams, Devin Bartholomew converted both of his field goal attempts (32 yards and 36 yards) and all five point-after-attempts. Nate Reed had to punt just three times. He booted three of his seven kickoffs for touchbacks.

As previously mentioned, Bloomsburg would open the scoring with a 77-yard touchdown drive, capitalized by Kaleb Monaco's one-yard touchdown. The Pocono Mountain West graduate rushed for 103 yards on the day.

The Warriors looked to counter right away. Cirillo found Bender for a gain of 40 yards on 3rd and 5 to extend the drive. Anglovich and Lewis combined for 26 yards of rushing the rest of the way, with Lewis finding paydirt from five yards out for his first career touchdown.

The Warriors defense forced its first of five punts on its next drive. Eldridge would takedown BU's LePoidevin for a sack on 3rd down to stall the drive.

After a short Bloomsburg punt setup ESU with good field position near midfield, the Warriors would take its first lead on a 33-yard field goal by Bartholomew.

Heading into the second quarter, the Warrior defense remained relentless, forcing a three-and-out.

ESU continued to run the ball successfully, before a sack on 3rd down would lead to Bartholomew field goal from 36 yards out to grab a 13-7 advantage.

After Bloomsburg completed a five-yard completion on its first play of its next drive, LePoidevin would throw an interception to Tyler Watson. The pick marked the second consecutive week that Watson grabbed an interception, as the Warrington, Pa. native now leads ESU with three INT's this season and seven in his career.

The Warriors could not take advantage after a seven-play drive resulted in a punt.

The turnover bug continued to haunt the Huskies, with McCarthy grabbing an errant snap out of the air. He would return the ball 11 yards on the recovery. With 3:21 remaining in the first half, ESU would find the end zone in

2021 SEASON

just four plays, with Cirillo finding Lavarin for a 10-yard strike. ESU looked to take a 14-point lead, as Dawson Stuart was able to come up with a deflected pass for the two-point conversion. ESU led 21-7 with just 30 seconds remaining in the first half.

Instead of running out the clock, Bloomsburg attempted to pass on its own 20-yard line with 30 seconds left, BU's drive resulted in its third consecutive turnover, with LePoidevin's pass finding defensive end Ryan Hieber, who dropped back into coverage. Hieber grabbed his first career interception as was off to the races, returning the ball 22 yards into the end zone, as the Warriors would take a 28-7 lead into the halftime intermission.

The ESU Athletic Department honored Big Brothers Big Sisters of Northeastern Pennsylvania at halftime, presenting Certificates of Appreciation to BBBS NEPA's - Dr. Mark Wade (Governing Board Member) Brenna Courtright (Program Supervisor) and Dr. Doreen Tobin, retired ESU vice president of campus life and inclusive excellence, who is the Chair of the Monroe Advisory Board.

After the intermission, the Warriors received the second half kick and would extend its lead to 28 points on a 12-play, 71 yard drive. On 3rd-and-2 from the Bloomsburg 17-yard line, Cirillo found Lavarin in the end zone for his second touchdown of the contest. The score was Lavarin's third in two weeks after finding the end zone on an 85-yard reception against West Chester.

With ESU in control, Bloomsburg would add its second touchdown of the game with 14:48 left in the contest on a 25-yard touchdown pass. That concluded the scoring, as ESU would drain an impressive 9:18 of clock on an 18-play drive.

Overall ESU led 22-10 on first downs, 235-90 on rushing yards, 402-229 on net offensive yards. The Warriors nearly doubled the Huskies time of possession (39:45 to 20:15). The Warriors held Bloomsburg to just 2-of-9 on 3rd down and allowed the Huskies to reach the red zone twice.

Bloomsburg	7	0	0	7	14
East Stroudsburg	10	18	7	0	35

BLOOM - Kaleb Monaco 1 yd run (Baloga kick),
 ESU - Tyriq Lewis 5 yd run (D. Bartholomew kick)
 ESU - D. Bartholomew 33 yd field goal
 ESU - D. Bartholomew 36 yd field goal
 ESU - E. Lavarin 10 yd pass from Cirillo (Stuart pass from Cirillo)
 ESU - R.Hieber 22 yd int. return (D. Bartholomew kick)
 ESU - E. Lavarin 17 yd pass from Cirillo (D. Bartholomew kick)
 BLOOM - Pollard 25 yd pass from LePoidevin (Baloga kick)

	Bloom	ESU
FIRST DOWNS	10	22
RUSHES-YARDS (NET)	23-90	51-235
PASSING YDS (NET)	139	167
Passes Att-Comp-Int	23-13-2	25-16-2
OFFENSE PLAYS-YARDS	46-229	76-402
Fumble Returns-Yards	0-0	1-11
Punt Returns-Yards	3-8	2-12
Kickoff Returns-Yards	4-73	2-40
Interception Returns-Yards	2-0	2-22
Punts (Number-Avg)	5-32.8	3-37.0
Fumbles-Lost	1-1	2-1
Penalties-Yards	11-85	6-74
Possession Time	20:15	39:45
Third-Down Conversions	2 of 9	8 of 15
Fourth-Down Conversions	0 of 1	1 of 1
Red-Zone Scores-Chances	1-2	5-6
Sacks By: Number-Yards	3-17	2-19

RUSHING: Bloomsburg-Kaleb Monaco 17-103; Alex Gooden 2-12; TEAM 2-minus 6; D. LePoidevin 2-minus 19. East Stroudsburg-Tyriq Lewis 22-114; G. Anglovich 15-86; Jake Cirillo 10-25; David Akinwande 1-4; Bryheem Barr 2-4; M. DeLaurentis 1-2.
 PASSING: Bloomsburg-D. LePoidevin 13-23-2-139. East Stroudsburg-Jake Cirillo 16-25-2-167.

RECEIVING: Bloomsburg-Malik Langley 4-48; Nas Jones 2-41; Tyshaun Pollard 2-31; TJ Tornetta 2-13; Kaleb Monaco 2-minus 5; Alex Gooden 1-11. East Stroudsburg-Elie Lavarin 4-40; Chad Parton 4-32; Rece Bender 3-61; Dawson Stuart 2-21; C. Brinkley 2-8; G. Anglovich 1-5.

Oct. 30 • Shippensburg 24, ESU 23

EAST STROUDSBURG -- Despite 277 all-purpose yards from Rece Bender, the East Stroudsburg University football could not prevent a late Shippensburg comeback, falling to the Raiders by 24-23 mark on Saturday afternoon at Eiler-Martin Stadium.

The Warriors' (5-4, 3-3 PSAC East) five-game winning streak at Eiler-Martin Stadium was snapped with the loss, while the Raiders improve to 7-2, 4-2 in conference action.

ESU held a 23-14 halftime lead, but the Warriors were unable to score any points in the second half, with drives ending on a missed field goal, two turnover on downs, two punts, an interception and lost a fumble. Ship was able to score a touchdown after a long interception return, and Jaxson Montross would kick the eventual game-winning field goal with 1:27 left in regulation. The ESU offense was held to just 1-7 on 3rd down conversions after halftime.

Bender registered a career-best 188 yards receiving on just five catches, reeling in a 66-yard touchdown and explosive receptions of 47, 39, and 31 and five yards. On returns, Bender registered 67 yards off kick returns and 22 on punt returns for the 277 all-purpose yard mark. It's the second highest of career, with 312 all-purpose yards and Shepherd in 2019. 277 all-purpose yards ranks 10th most by a Warrior since 1974.

Gunner Anglovich rushed for 73 yards with a touchdown on 28 carries.

Quarterback Jake Cirillo threw for a season-best 286 yards, completing 12-24 passes for a touchdown and two interceptions.

Defensively, Paul Carreras led the way with 10 tackles and a sack. The national-leader in sacks, Deshawn McCarthy finished with a half sack and six tackles. Jacob Keane posted six sacks with two tackles for loss including a clutch fourth down stop. Defending PSAC East Defensive Athlete of the Week Ryan Hieber and Andre Eldrige also recorded sacks for the Warriors.

Shavar Hussett posted his third interception of the season.

On special teams, Devin Bartholomew converted 3-4 field goal attempts, making field goals from 27, 33 and 42 yards in the first half, while missing a 42-yard try during the third quarter. Nate Reed booted three punts for an impressive average of 52.7, with two finding the inside of the 20-yard line. He posted a career-best mark with a 62-yard punt.

ESU built an early 10-0 lead. On the Warriors' first drive, Cirillo found Bender for a gain of 47-yards, to setup Bartholomew with his first field goal of the game.

On Ship's first drive, Keane would come up with a huge stop on 4th-and-1, blitzing through the line and registering a tackle for loss off of a handoff.

After taking over possession near midfield, a 39-yd reception from Bender would put ESU in the red zone. A defensive pass interference and four carries from Anglovich would lift ESU to its first touchdown of the game on a one-yard plunge from the Bethlehem native.

The Raiders would score on its next drive, with wide receiver Evan Morrill completing a pass to open quarterback Brycen Mussina on a 30-yard touchdown.

After a Warrior punt, the Raiders would take their first lead of the contest with a seven-play 65 yards drive which

culminated with a one-yard rushing touchdown.

Cirillo would throw his first of two interceptions on ESU's next drive, but the Warrior defense held tough with by forcing a short punt.

Cirillo made up for the pick by finding Bender for 66-yards on his next attempt to retake the lead at 17-14. Bender now has touchdowns of 96 yards (tied for the longest play in Division II this season), 79 yards (vs. Pace), 64 and 53 yards receptions against West Chester and 40 yards against Bloomsburg. He now has 10 catches of 20-plus yards this season.

With the first half winding down, the Warrior defense forced a 3-and-out. Cirillo would lead ESU with completions of 16 yards to Clifford Brinkley, 10 yards to Elie Lavarin, and a 13-yard completion to Anglovich, before Bartholomew would convert a 33-yard field goal attempt. ESU to extend its lead to grab a 20-14 lead.

After another turnover on downs from Ship, ESU took over near midfield and advanced possession, with a big 28-yard catch by Chad Parton. Bartholomew made his third field goal of the game from 48 yards out as time expired.

ESU took a 23-14 lead into the locker room. Bender posted 152 yards receiving on just three catches in the first half.

Neither team was able to put points on the scoreboard during the third frame. Three combined punts, Hussett's interception, an ESU missed field goal and a Warrior turnover on downs were how the drives ended for both squads.

Shippensburg was able to get within reach of the Warriors with a 53-yard interception return to the ESU five-yard line. The Raiders would score two plays later to get within two points of ESU at 23-21.

Both team's traded punts. The Warriors had a promising 10-play drive that chewed up 5:30 of clock, but ultimately ended in a fumble, just the second lost fumble for ESU this season.

Taking over possession with 4:39 left in regulation, a 42-yard completion would Shippensburg to a 31-yard field goal to take the lead.

With just 1:27 left, ESU gained a first down on an 18-yard reception from Lavarin, but the drive would ultimately end with a sack on 4th down.

Shippensburg	7	7	0	10	24
East Stroudsburg	10	13	0	0	23

ESU - D. Bartholomew 27 yd field goal
 ESU - G. Anglovich 1 yd run (D. Bartholomew kick)
 SHIP - Mussina 30 yd pass from Morrill (Montross kick)
 SHIP - Dorsey 1 yd run (Montross kick) 08:09 ESU - Bender 66 yd pass from Cirillo (D. Bartholomew kick)
 ESU - D. Bartholomew 33 yd field goal
 ESU - D. Bartholomew 42 yd field goal
 SHIP - Balint 5 yd pass from Mussina (Montross kick)
 SHIP - Montross 31 yd field goal

	Ship	ESU
FIRST DOWNS	16	15
RUSHES-YARDS	30-35	41-81
PASSING YDS	273	286
Passes Att-Comp-Int	33-20-1	24-12-2
OFFENSE PLAYS-YARDS	63-308	65-367
Fumble Returns-Yards	0-0	0-0
Punt Returns-Yards	2-4	2-22
Kickoff Returns-Yards	4-78	3-67
Interception Returns-Yards	2-53	1-3
Punts (Number-Avg)	6-38.7	3-52.7
Fumbles-Lost	0-0	1-1
Penalties-Yards	11-99	10-97
Possession Time	28:10	31:50
Third-Down Conversions	4 of 13	4 of 13
Fourth-Down Conversions	0 of 2	1 of 3

Red-Zone Scores-Chances	3-4	3-3
Sacks By: Number-Yards	2-18	4-28
Red-Zone Scores-Chances	1-2	5-6
Sacks By: Number-Yards	3-17	2-19

Rushing — ESU: Robinson 15-61, Cirillo 5-36, Anglovich 3-8; SHEP: Glover 11-220, Hebron 8-111, Brown 12-80, Bagent 3-33, Apple 5-13, Ostrow 1-3.

Passing — ESU: Cirillo 17-32-2 for 183, Moser 2-6-0 for 81; SHEP: Bagent 24-30-1 for 284, Etchison 2-2-0 for 11.

Receiving — ESU: Bender 4-129, Buffalo 3-51, Anglovich 5-25, Lopez 2-22, Gland 1-18, Sarajian 1-11, Robinson 3-8; SHEP: Brewer 4-88, Phelps 4-43, Dorsey 7-37, Walker 1-30, Cornish 2-28, Wetzel 3-21, Freeman 2-18, Cook 1-17, Hebron 1-12, Apple 1-1.

Nov. 6 • Shepherd 55, ESU 7

SHEPHERDSTOWN, W.VA. -- The East Stroudsburg University football team could not contain one of the top offenses in Division II, falling to No. 11 Shepherd, 55-7, on Saturday at Ram Stadium.

The Warriors fall to 5-5, 3-4 in the PSAC East, while the nationally-ranked Rams improve to 9-1, 6-1 in conference action.

Harlon Hill hopeful Tyson Bagent completed 27-45 passes for 437 yards and six touchdowns for Shepherd, who entered the week leading the nation in yards per game and scoring offense in Division II. Josh Gontarek pulled in two of those touchdowns, including a 49-yard touchdown for the Rams first score of the contest. He finished with 195 receiving yards.

Defensively, Jacob Keane led ESU with 10 tackles, including one TFL. Shavar Hussett added nine, while Paul Carreras and Noah Hambrick each totaled eight. Teddy Mitchell added seven tackles.

Jake Cirillo completed 14-25 passes for 87 yards and a four-yard touchdown to David Akinwande. He led the Warriors in receptions (3) and yards (17). PSAC East leading rusher Gunner Anglovich was held in check with 18 yards rushing on 10 carries.

Hussett took back a kickoff 66 yards to setup the Akinwande touchdown.

Nate Reed punted 10 times, averaging 40.2 yards including a 54-yard boot.

After ESU punted on its first drive, Shepherd would put its first points on the board on a 49-yard touchdown from Bagent to Gontarek.

The Warriors second drive saw progression with 10 plays, as ESU picked up a pair of first downs before a punt was forced.

The ESU defense forced a stop on the next Ram possession, as Bagent would send a 21-yard punt to the ESU 20-yard line.

Shepherd led just 7-0 after the first quarter.

After the teams traded punts to open the second quarter, the Rams took control of the contest with a pair of touchdowns and field goals during the second quarter, as SU led 24-0 at halftime.

The Rams added a field goal to begin the second half, as ESU looked to chip away at the lead. Shavar Hussett brought back a 66-yard return to the Shepherd 25-yard

to set up the Warrior offense in excellent field position.

Cirillo found Anglovich on a 16-yard pass play, as a roughing the passer would also gain a first down on the drive. Cirillo found his fullback in Akinwande from four-yards out to make it a three possession game.

The Rams would not let ESU gain momentum, scoring touchdowns its next three drives to close out the third quarter, as Shepherd led 48-7 after three quarters.

SU added a fourth quarter touchdown for the final score of 55-7.

ESU was outgained 640-125 and held ESU to 1-11 on 3rd down. SU had 84 plays of offense compared to 45 for the Warriors.

East Stroudsburg	0	0	7	0	7
Shepherd	7	17	24	7	55

SHEP - Gontarek 49 yd pass from Bagent (August-Scriv kick)

SHEP - Moss 19 yd pass from Bagent (August-Scriv kick)

SHEP - Leonard 5 yd pass from Bagent (August-Scriv kick)

SHEP - H. August-Scriv 19 yd field goal

SHEP - H. August-Scriv 29 yd field goal

ESU - Akinwande 4 yd pass from Cirillo (D. Bartholomew kick)

SHEP - Beach 28 yd pass from Bagent (August-Scriv)

SHEP - Leonard 10 yd pass from Bagent (August-Scriv)

SHEP - Gontarek 21 yd pass from Bagent August-Scriv)

SHEP - Brown 25 yd run (H. August-Scriv kick)

	ESU	Shep
FIRST DOWNS	6	35
RUSHES-YARDS	20-38	37-193
PASSING YDS	87	447
Passes Att-Comp-Int	25-14-0	47-28-0
OFFENSE PLAYS-YARDS	45-125	84-640
Fumble Returns-Yards	0-0	0-0
Punt Returns-Yards	0-0	4-14
Kickoff Returns-Yards	10-206	1-34
Interception Returns-Yards	0-0	0-0
Punts (Number-Avg)	10-40.2	3-34.3
Fumbles-Lost	1-1	0-0
Penalties-Yards	6-65	5-45
Possession Time	22:59	37:01
Third-Down Conversions	1 of 11	11 of 16
Fourth-Down Conversions	0 of 0	0 of 0
Red-Zone Scores-Chances	1-1	6-7
Sacks By: Number-Yards	0-0	2-14

RUSHING: East Stroudsburg-G. Anglovich 10-18; Jake Cirillo 8-15; David Akinwande 2-5. Shepherd-Ronnie Brown 9-102; Ty Hebron 10-49; Avaughn Holley 5-22; Chantz Swartz 6-19; Tyson Bagent 2-13; AJ Apple 1-0; TEAM 4-minus 12.

PASSING: East Stroudsburg-Jake Cirillo 14-25-0-87. Shepherd-Tyson Bagent 27-45-0-437; Jakob Ball 1-2-0-10.

RECEIVING: East Stroudsburg-David Akinwande 3-17; G. Anglovich 3-15; Elie Lavarin 2-14; Rece Bender 2-14; Chad Parton 2-7; Dawson Stuart 1-11; C. Brinkley 1-9. Shepherd-Josh Gontarek 8-195; Greg Leonard 5-53; Ryan Beach 3-69; Ronnie Brown 2-36; Jonathan Moss 2-30; Michael McCook 2-21; Ty Hebron 1-15; Malakai Brown 1-10; Alex Wetzel 1-7; Josh Polce 1-5; Marlon Cook 1-5; Brian Walker 1-1.

Nov. 13 • Gannon 13, ESU 10

EAST STROUDSBURG -- On Senior Day at Eiler-Martin Stadium, the East Stroudsburg University football could not find its offense in the second half, falling to Gannon, 13-10, on Saturday afternoon.

The Warriors and Golden Knights close their seasons with 5-6 records.

Leading 10-3 at halftime, Gannon would tie the contest up late in the third quarter and took the lead with 8:24 left in the fourth quarter on a 27-yard field goal. The Warriors would attempt tie the game with 2:56 remaining on a 52-yd field goal, but it would be blocked. Gannon would run out clock on the final possession of the game to take home the 13-10 victory.

Before the game, the ESU athletic department honored seniors David Akinwande, Kutory Alexander, Andre Eldridge, Carter Forney, Bo Heshler, Davino Frazer, Anthony Marrone and Teddy Mitchell for their contributions to the football game and university.

Tailback Gunner Anglovich rushed for 121 yards on 27 carries to lead the ESU offense. He averaged 4.5 yards per carry in his fourth 100-yd rushing game of the season. His impressive redshirt junior campaign ends with 962 net rushing yards.

David Akinwande found the back of the end zone on a one-yard touchdown run on his Senior Day for his third touchdown of the season and fourth of his career.

Jake Cirillo completed 8-17 passes in the first half for 69 yards, while Matt DeLaurentis took over quarterback duties in the second half, completing 6-14 passes for 41 yards.

Leading the Warrior wide receivers was Clifford Brinkley with 43 yards on five receptions. Elie Lavarin pulled in two catches for 22 yards.

Defensively, Paul Carreras and Jacob Keane each totaled 10 tackles, with Carreras registering 2.5 tackles.

Devin Bartholomew made a 22-yd field goal and had the aforementioned 52-yd field goal blocked.

Deshawn McCarthy finished his impressive season with 13 sacks after bringing down Kory Curtis for a loss of seven. McCarthy's 13 sacks in a single season is tied with Bob Heumann for third all-time. Only Joe Ruedt and Des Hussey have recorded more sacks in a Warrior uniform in one season.

Both team's punting units were busy to start the game. On Gannon's third drive of the game, the Golden Knights would take advantage of a 31-yd punt return from Chaz Davis. With possession on ESU's 38-yd line, the Golden Knights would drive to the 1-yd line, but ESU would ultimately hold Gannon to a 19-yd field goal.

ESU responded with their best drive of the day. Cirillo completed passes for first downs to Lavarin and Brinkley, while Anglovich chewed up 31 yards of rushing on the drive. On 4th and 4 from the Gannon 9-yd line, Devin Bartholomew was lined up to take a field goal, but the holder DeLaurentis would lateral the ball to Bartholomew, who rushed for seven yards and a first down. A personal foul for a horse collar tackle would move the ball to the 1-yd line, as Akinwande plunged into the end zone to give ESU the lead at 7-3.

The teams traded punts again, as Gannon had a promising drive with 11:15 left in the half. After gaining five first downs, a personal foul and McCarthy's sack would give the Golden knights a 2nd and 32 situation. Gannon would attempt a pass on 4th and 27 and would fall incomplete, giving the Warriors possession.

ESU looked to keep momentum, as Anglovich continued to find space with rushes of six and 20 yards. Cirillo would advance possession on a pair of first down

throws to Brinkley and Akinwande. On 4th and goal, Bartholomew would boot a 22-yd field goal through the up rights to lift ESU to a 10-3 halftime advantage.

The second half began like the first half with teams punting the ball on the first several possessions. After Nate Reed booted a punt inside the five-yd line, the Golden Knights would find space on the ground and through the air, with Melvin Blanks firing off multiple 10-yd plus rushes and Kory Curtis completing passes of 46 yards and 28 yards for a touchdown to tie the contest up at 10-10. The 96-yd drive took just 2:19 of clock, as Gannon used a high-tempo offense.

The Warriors did not have an answer offensively. The two teams entered the fourth quarter deadlocked at 10-10.

On Gannon's first possession of the fourth quarter, GU found space by running the ball, with Melvin Blanks and Antonio Wright combining to rush for 51 yards on 10 consecutive rushes. After GU's first pass attempt went incomplete on 3rd and 8 from the 10-yd line, Eric Scarpino would knock in a 27-yd field goal, as Gannon grabbed a 13-10 lead with 8:24 remaining.

The Warriors looked to respond, as the Warriors moved the ball successfully with a pair of third down and a fourth down conversion on an Akinwande rush. The Warriors with 4th and 8 with 3:02 remaining, ESU attempted to tie the game with a 52-yd field goal attempt, but GU's Nick White would get a hand on it, as the Golden Knights would hold onto the lead.

With 2:56 remaining, Gannon would convert a 3rd and 10 for 17 yards for a pivotal first down to keep the clock running. Gannon was able to run the clock down to three seconds and would throw an incomplection with no time remaining on 4th down to earn the 13-10 victory.

GU's Kory Curtis completed 11 of his 24 attempts for 190 yards. Blanks, who entered the game ranked second in the PSAC in rushing finished with 176 yards of rushing, while Antonio Wright totaled 41 yards.

Gannon	3	0	7	3	13
East Stroudsburg	0	10	0	0	10

GAN - Eric Scarpino 19 yd field goal
 ESU - David Akinwande 1 yd run (D. Bartholomew kick)
 ESU - D. Bartholomew 22 yd field goal
 GAN - Freeman 28 yd pass from Curtis (Scarpino kick),
 GAN - Eric Scarpino 27 yd field goal

	GAN	ESU
FIRST DOWNS	21	17
RUSHES-YARDS (NET)	47-219	37-157
PASSING YDS (NET)	190	110
Passes Att-Comp-Int	24-11-0	31-14-0
OFFENSE PLAYS-YARDS	71-409	68-267
Fumble Returns-Yards	0-0	0-0
Punt Returns-Yards	1-31	1-15
Kickoff Returns-Yards	2-39	2-32
Interception Returns-Yards	0-0	0-0
Punts (Number-Avg)	4-33.2	7-35.0
Fumbles-Lost	0-0	0-0
Penalties-Yards	9-51	8-57
Possession Time	29:14	30:46
Third-Down Conversions	4 of 14	7 of 18
Fourth-Down Conversions	1 of 3	2 of 2
Red-Zone Scores-Chances	2-4	2-2
Sacks By: Number-Yards	0-0	1-7

RUSHING: Gannon-Melvin Blanks 34-176; Antonio Wright 7-41; Kory Curtis 6-2. East Stroudsburg-G. Anglovich 27-121; M. DeLaurentis 4-14; Tyriq Lewis 1-9; D. Bartholomew 1-7; David Akinwande 3-6; Jake Cirillo 1-0.

PASSING: Gannon-Kory Curtis 11-24-0-190. East Stroudsburg-Jake Cirillo 8-17-0-69; M. DeLaurentis 6-14-0-41.

RECEIVING: Gannon-Johnny Freeman 4-111; Bransen Stanley 2-13; Antonio Wright 2-5; Alex Whittaker 1-46; D. Freeman Jr. 1-8; Melvin Blanks 1-7. East Stroudsburg-C. Brinkley 5-43; G. Anglovich 3-19; Rece Bender 3-18; Elie Lavarin 2-22; David Akinwande 1-8.

Team Awards

This will be the 94th season for East Stroudsburg football teams as a four-year college. Over that time, the Warriors have had winning or .500 records in 65 of the 93 previous seasons, almost 70 percent of the time.

ESU teams have been selected to participate in the NCAA Division II football playoffs four times - 1991, 2004, 2005 and 2009. In 2005, the Warriors set a school record with 11 wins and advanced to the NCAA Division II semifinals for the first time in school history.

Football actually started for the East Stroudsburg Normal School in 1893, the same year the school was founded.

The first game was on Oct. 28, 1893, against the Hackettstown, N.J. Collegiate Institute.

Other games that first season were played against Harry Hillman Academy in Wilkes-Barre, Lackawanna Institute from Scranton, Blair Hall Academy and an Easton squad made up of athletes from the city and some of Lafayette College's star players.

In 1926, East Stroudsburg became a four-year college and the first intercollegiate football contest was scheduled.

Since then, the Warriors have:

- Won 492 games, lost 352 and tied 19 for a .581 winning average, which ranks among the leaders among all NCAA Division II schools.
- Captured seven outright Pennsylvania conference championship trophies.
- Had only eight head football coaches, a record of continuity in its program unmatched by any other PSAC school.

The first unbeaten team was in 1942 under the late Gene Martin, head coach for 14 seasons from 1942-57. Other undefeated seasons were in 1965 under Jack Gregory, 1968 under Charlie Reese and 1975 and 1976 under current coach Denny Douds.

Nine other squads lost only one game apiece. The 1978 ESU team was 10-1 and scored one of the most one-sided victories in PSAC championship game history with a 49-4 romp over Clarion.

The Warriors competed in nine State Games for the conference title, winning five times and playing two ties. In addition, the 1942 and 1954 ESU gridiron squads won or shared mythical state college crowns.

A total of 34 players have earned All-America honors, including linebacker Matt Freed, who became the first three-time AP Little All-American in school history in 2010.

Quarterback and now head coach Jimmy Terwilliger won the Harlon Hill Award as the top player in Division II in 2005 and seven other players have been Harlon Hill candidates - QB Matt Soltes (2013-15), QB Ray Wagner (2011), Freed (2010), QB Damian Poalucci (1996-97), QB James Franklin (1994), K/P Ed Detwiler (1992) and WR/KR Dennis Mailhot (1989).

Outstanding Player

2021	Deshawn McCarthy	Defensive End
2019	Andre Eldridge	Defensive Tackle
2018	Jaymar Anderson	Tailback
2017	Jaymar Anderson	Tailback
2016	Robert Healy	Tailback
2015	Matt Soltes	Quarterback
	Jon Schnaars	Wide Receiver
2014	Matt Soltes	Quarterback
	Bryan Thomson	Defensive Line
2013	Matt Soltes	Quarterback
2012	Matt Soltes	Quarterback
2011	Dusty Reed	Wide Receiver
2010	Matt Freed	Linebacker
2009	Matt Freed	Linebacker
2008	Matt Freed	Linebacker
2007	Jayson Frank	Linebacker
2006	Jimmy Terwilliger	Quarterback
2005	Jimmy Terwilliger	Quarterback
2004	Jimmy Terwilliger	Quarterback
2003	Jimmy Terwilliger	Quarterback
		John Jeffries	Wide Receiver
2002	Jeremy Palm	Quarterback
2001	Andre Castiglioni	Tailback
		Jeremy Brown	Defensive Back
2000	Kevin Nagle	Linebacker
1999	Kevin Nagle	Linebacker
1998	Kevin Nagle	Linebacker
1997	Mike Mancuso	Wide Receiver
1996	Damian Poalucci	Quarterback
1995	Tim Green	Linebacker
1994	James Franklin	Quarterback
1993	Steve Stuttle	Fullback
1992	Joe Ruedt	Defensive End
1991	Des Hussey	Defensive Tackle
1990	Ken Kopetchny	Wide Receiver
1989	Dennis Mailhot	Wide Receiver
1988	Pat Brady	Linebacker
1987	Dan Murray	Linebacker
1986	Chris Gerhard	Defensive Back
1985	Tim Bishop	Split End
1984	Andy Baranek	Quarterback
1983	Mike Reichenbach	Linebacker
1982	Andy Baranek	Quarterback
1981	Larry Sontag	Defensive Tackle
1980	Mike Lush	Defensive Back
1979	Ray Yakavonis	Defensive End
1978	Jeff Johnson	Linebacker
1977	Harold Strunk	Tailback
1976	Pete Radocha	Tailback
1975	Pete Radocha	Tailback
1974	Tom Kozlosky	Linebacker
1973	Bill Navarre	Defensive Back
1972	Frank Snyder	Linebacker
1971	Steve Mummaw	Quarterback
1970	Gerald Clymer	Defensive Tackle
1969	Bill Dukett	Quarterback
1968	John Pitzer	Fullback
		Gary Schoenberger	Linebacker
1967	Pete Lee	Halfback, Linebacker
1966	Frank Miriello	Linebacker
1965	Barry Roach	Halfback
1964	Ray Hedenberg	Guard, Linebacker
1963	Joe Bahnatka	Center
1962	Billy Lewis	Quarterback
1961	Maurice Barber	End
1960	Richard Wolslayer	Center
1959	John Brunner	Fullback

Red-Shirt Award

(presented to the player who has done the most to keep the school's winning football tradition alive)

2021 - Deshawn McCarthy; 2019 - David Akinwande; 2018 - Marc Ranaudo; 2017 - Billy Inge III; 2016 - **Sean Roth**; 2015 - **Sean Roth**; 2014 - Bryan Thomson; 2013 - Nate Daniels; 2012 - Dusty Reed; 2011 - **Dan Caffrey**; 2010 - **Matt Marshall** and **Dan Caffrey**.

2009 - **Matt Marshall**; 2008 - **Jesse Reider**; 2007 - **Jesse Reider**; 2006 - **Jimmy Terwilliger** and **Evan Prall**; 2005 - **Jimmy Terwilliger** and **Evan Prall**; 2004 - **Jimmy Terwilliger** and Tim Strenfel; 2003 - **Jimmy Terwilliger**; 2002 - Nick Beisker; 2001 - **Andre Castiglioni**; 2000 - **Andre Castiglioni**.

1999 - Andre Myers; 1998 - Mike Benzak; 1997 - Greg Altmajer; 1996 - Matt Delancey; 1995 - Tim Green; 1994 - Bob Boden; 1993 - Bobby Swift; 1992 - Jay Callaghan; 1991 - Randy Bove; 1990 - **Jim Miller**.

1989 - Larry Helwig and **Jim Miller**; 1988 - Eric Sampson; 1987 - **Darrell Tyburski**; 1986 - **Darrell Tyburski**; 1985 - Charlie Diskin; 1984 - Kevin Hennelly; 1983 - Roger Austin; 1982 - Kevin Ruddy; 1981 - Duane Van Fleet; 1980 - Alex Todoroff.

1979 - Jim Rappo and Jack Yost; 1978 - Scott Levan; 1977 - **Dennis Gorman**; 1976 - **Dennis Gorman** and Lou Schiavetta; 1975 - Glenn Serfass; 1974 - Bill Stowasser; 1973 - Bill Navarre; 1972 - Hank Kunkel; 1971 - Ray Johnson; 1970 - Joe Kelly.

1969 - Bill Horvath; 1968 - Merv Witmer; 1967 - Mike Thompson; 1966 - Bruce Derr; 1965 - Larry Helwig; 1964 - Richard Zaploski; 1963 - Leo Reimer; 1962 - Fred O'Connor; 1961 - Jim Wilde.

(Multiple-time winners in bold)

Lehigh Valley Scholar-Athlete

2021 - David Akinwande; 2019 - Levi Murphy; 2018 - Michael Fleming; 2017 - Devon Ackerman; 2016 - Sean Roth; 2015 - Jon Schnaars; 2014 - Bryan Thomson; 2013 - Robert Bleiler; 2012 - Jordan Hallman; 2011 - Dan Caffrey; 2010 - Matt Freed.

2009 - Sam Shuman; 2008 - David Pacchioni; 2007 - LeRyan Dallas; 2006 - Jimmy Terwilliger; 2005 - Greg Thoman; 2004 - Matt Rapa; 2003 - John Jeffries; 2002 - Nick Beisker; 2001 - Brian Miller; 2000 - Jason Zinn.

1999 - Mike Rhine; 1998 - Joe Wysokinski; 1997 - Damian Poalucci; 1996 - Andy McLoughlin; 1995 - Brian Davis; 1994 - Bob Boden; 1993 - Ed Myers; 1992 - Ed Detwiler; 1991 - John Morley; 1990 - Jim Miller.

1989 - Larry Helwig; 1988 - Phil Masorti; 1987 - Jeff Keeler; 1986 - Dan Mykovich; 1985 - Charlie Diskin; 1984 - Andy Baranek; 1983 - Ernie Siegrist; 1982 - Craig Summers; 1981 - Duane Van Fleet; 1980 - Keith Kaufman.

1979 - Warren Brown; 1978 - Tomy Casucci; 1977 - Tom Palubinski; 1976 - Mike Stambaugh; 1975 - Rich Nicolais; 1974 - Tom Kearney; 1973 - John Smith; 1972 - Hank Kunkel; 1971 - Steve Mummaw; 1970 - None Selected.

1969 - Merv Witmer; 1968 - Ed Csencsits; 1967 - Mike Thompson; 1966 - Frank Mirello; 1965 - Leo Reimer.

2021 STATISTICS

TEAM STATISTICS

	ESU	OPP
SCORING	244	240
Points Per Game	22.18	21.8
Points Off Turnovers	25	17
FIRST DOWNS	190	208
Rushing	92	84
Passing	79	92
Penalty	19	32
RUSHING YARDAGE	1769	1549
Yards gained rushing	1922	1871
Yards lost rushing	153	322
Rushing Attempts	399	400
Average Per Rush	4.4	3.9
Average Per Game	160.8	140.8
TDs Rushing	12	14
PASSING YARDAGE	2092	2270
Comp-Att-Int	165-314-6	157-299-8
Average Per Pass	6.7	7.6
Average Per Catch	12.7	14.5
Average Per Game	190.2	206.4
TDs Passing	16	17
TOTAL OFFENSE	3861	3819
Total Plays	713	699
Average Per Play	5.4	5.5
Average Per Game	351.0	347.2
KICK RETURNS: #-Yards	32-703	27-693
PUNT RETURNS: #-Yards	16-156	20-95
INT RETURNS: #-Yards	8-100	6-67
KICK RETURN AVERAGE	22.0	25.7
PUNT RETURN AVERAGE	9.8	4.8
INT RETURN AVERAGE	12.5	11.7
FUMBLES-LOST	12-5	8-5
PENALTIES-Yards	91-855	89-698
Average Per Game	77.7	63.5
PUNTS-Yards	58-2257	55-2254
Average Per Punt	38.9	37.6
Net punt average	36.9	33.6
TIME OF POSSESSION/Game	30:15	29:31
3RD-DOWN Conversions	56/152	48/139
3rd-Down Pct	36.8%	38.5%
4TH-DOWN Conversions	11/21	8/18
4th-Down Pct	52/4%	44.4%
SACKS BY-Yards	33-209	14-93
MISC YARDS	0	0
TOUCHDOWNS SCORED	30	32
FIELD GOALS-ATTEMPTS	11-17	6-10
ON-SIDE KICKS	0-0	1-1
RED-ZONE SCORES	(29-32) 91%	(25-37) 67%
RED-ZONE TOUCHDOWNS	(20-32) 63%	(19-37) 51%
PAT-ATTEMPTS	(29-29) 100%	(30-31) 97%
ATTENDANCE	9,175	18,593
Games/Avg Per Game	6/1529	5/3719
Neutral Site Games	0/0	

SCORE BY QUARTERS	1st	2nd	3rd	4th	Total
East Stroudsburg	72	95	21	56	244
Opponents	52	52	75	58	240

PUNTING

Name	No.	Yds.	Avg.	Long	I20	Blk
Nate Reed	58	2257	38.9	62	17	0
ESU	58	2257	38.9	62	17	0
Opponents	60	2254	37.6	63	23	0

FIELD GOALS

Name	FGM-FGA	Pct	19-39	40+	Lg	Blk
Devin Bartholomew	11-17	64.7	9-10	2-7	50	2

FG SEQUENCE

ESU	OPPONENTS
Pace	-
Slippery Rock	-
Mercyhurst	(22), 48, 43
Lock Haven	(37)
Kutztown	21
Millersville	(27), (35)
West Chester	55, (50)
Bloomsburg	(33), (36)
Shippensburg	(27), (33), (42) 42
Shepherd	-
Gannon	(22), 52

RUSHING

	Pos.	G	Att	Gain	Loss	Net	Avg	TD	Long	Avg/G
Gunner Anglovich	TB	11	209	988	26	962	4.6	8	55	87.45
Tyriq Lewis	TB	11	73	370	1	369	5.1	1	25	33.55
David Akinwande	FB	11	30	201	0	201	6.7	1	50	18.27
Jake Cirillo	QB	9	53	234	74	160	3.0	2	30	17.78
Matt DeLaurentis	QB	10	22	87	39	48	2.2	0	17	4.8
Aaron Tobias	QB	3	3	20	0	20	6.7	0	13	6.67
Dawson Stuart	TE	10	1	11	0	11	11	0	11	1.10
Devin Bartholomew	K	11	1	7	0	7	7.0	0	7	0.64
Bryheem Barr	TB	1	2	4	0	4	2.0	0	4	4.0
TEAM	--	--	5	0	13	-13	-2.6	0	0	-2.60
Total	--	11	399	1922	153	1769	4.4	12	55	160.82
Opponents	--	11	400	1871	322	1549	3.9	14	72	140.82

PASSING

	Pos.	G	Effic	Comp-Att-Int	Pct	Yds	TD	Lng	Avg/G
Jake Cirillo	QB	9	116.41	116-227-6	51.0	1515	10	96	168.33
Matt DeLaurentis	QB	10	140.74	46-80-0	57.5	557	6	43	55.7
Jacob Keane	LB	11	234.40	1-1-0	100	16	0	16	1.45
Aaron Tobias	QB	3	46.72	2-5	40.0	4	0	2	1.33
ESU	11	121.51	165-314-6	52.55	2092	16	96	190.18	
Opponents	11	129.69	157-299-8	52.51	2270	17	81	206.46	

RECEIVING

	Pos.	G	No.	Yds	Avg	TD	Long	Avg/G
Rece Bender	WR	11	41	795	19.4	5	96	72.3
Elie Lavarin	WR	10	22	313	14.2	4	85	31.3
Clifford Brinkley	WR	10	23	281	12.2	1	43	28.1
Gunner Anglovich	TB	11	28	210	7.5	0	31	19.1
James Cherry	WR	5	10	210	12.1	2	27	24.2
Dawson Stuart	TE	10	10	102	10.2	1	17	10.2
David Akinwande	FB	11	9	87	9.7	2	26	7.9
Ezequiel Lopez	WR	3	7	75	10.7	1	23	25.0
Chad Parton	WR	6	7	67	9.6	0	28	11.2
Tyriq Lewis	TB	11	5	19	3.8	0	7	1.73
John Siggins	WR	10	1	16	16.0	0	16	1.6
Joel Gland	TE	9	1	4	4	0	4	0.44
Adrian Lambert	FB	8	1	2	2	0	2	0.25
ESU	11	165	2092	12.68	16	96	190.18	
Opponents	11	157	2270	14.46	17	81	206.46	

RETURNS (KICK AND PUNT)

Name	Pos.	Kicks					Punts				
		No.	Yds.	Avg.	TD	Long	No.	Yds.	Avg.	TD	Long
Rece Bender	WR	18	439	24.4	1	99	9	94	10.4	0	17
Shavar Hussett	S	6	127	21.2	0	66	--	--	--	--	--
Chad Parton	WR	3	63	21.0	0	31	3	10	3.3	0	15
James Cherry	WR	1	26	26.0	0	26	1	3	3.0	0	3
Ezequiel Lopez	WR	1	24	24.0	0	24	2	25	12.5	0	17
Teddy Mitchell	DB	1	12	12.0	0	12	--	--	--	--	--
Dawson Stuart	TE	1	12	12.0	0	12	--	--	--	--	--
David Akinwande	FB	1	0	0	0	0	--	--	--	--	--
Gunner Anglovich	TB	--	--	--	--	--	1	24	24.0	0	24
ESU	32	703	22.0	1	99	16	156	9.8	0	24	
Opponents	27	693	25.7	1	94	20	95	4.8	0	31	

TOTAL OFFENSE

Name	Pos.	G	Plays	Rush	Pass	Total	Avg/G
Jake Cirillo	QB	9	280	160	1514	1674	186.0
Gunner Anglovich	TB	11	209	963	0	963	87.5
Matt DeLaurentis	QB	10	102	48	557	605	60.5
Tyriq Lewis	TB	11	73	369	0	369	33.5
David Akinwande	RB	11	30	201	0	201	18.3
Aaron Tobias	QB	3	8	20	4	24	8.0
Jacob Keane	LB	11	1	0	16	16	1.5
Dawson Stuart	TE	10	1	11	0	11	1.1
Devin Bartholomew	K	11	1	7	0	7	0.6
Bryheem Barr	TB	1	2	4	0	4	4.0
Team		11	0	-13	0	-13	-1.2
ESU	11	713	1770	2091	3861	351.0	
Opponents	11	699	1549	2270	3819	347.2	

2021 STATISTICS

DEFENSE

No.	Name	Pos.	GP	Tackles			TFL/Yds	Sacks- No-Yards	Pass Def- Int-Yds BrUp	Fumbles- Rcv FF	Blkd Kick	Saf		
				Solo	Ast	Total								
15	Paul Carreras	LB	11-11	59	21	80	9.5 / 31	1.0-3	--	1	--	--		
56	Jacob Keane	LB	11-11	44	30	74	7.5 / 17	1.0-5	--	1	--	--		
3	Tyler Watson	S	11-11	35	19	54	1.0 / 2	--	3-65	7	1	2		
33	J. Crumpton	S	11-10	27	20	47	1.0 / 2	--	1-5	4	--	--		
25	Shavar Hussett	DB	11-7	33	12	45	--	--	3-8	2	--	--		
93	Andre Eldridge	DT	11-11	27	18	45	8.5 / 41	6.5-37	--	--	--	--		
18	D. McCarthy	DE	11-11	26	15	41	17.0 / 98	13.0-88	--	5	1	--		
58	Ryan Hieber	DE	11-2	13	10	23	5.5 / 28	4.0-24	1-22	--	--	--		
90	Daryn Blackwell	DT	10-9	11	12	23	4.0 / 8	0.5-2	--	1	--	--		
21	Khalil Scott	LB	11-4	13	8	21	--	--	--	2	--	--		
24	Devon Banks	DB	10-9	13	8	21	--	--	--	4	1	--		
5	Teddy Mitchell	DB	8-6	17	3	20	--	--	--	4	--	--		
94	Keanan Baines	DT	10-1	7	9	16	1.0 / 4	0.5 / - 3	--	--	--	--		
45	Aidan Hayward	DE	11-8	6	10	16	3.5 / 44	2.5 / - 22	--	--	2	--		
98	Albert Gayle	DT	11-1	9	7	16	5.5 / 10	2.0 / 4	--	--	--	--		
34	Noah Hambrick	LB	9-1	10	5	15	--	--	--	--	--	--		
27	C. Weissman	S	8-0	10	2	12	--	--	--	--	--	--		
1	A. Obayanju	DB	9-5	11	1	12	--	--	--	1	--	--		
52	Sergei Felizor	LB	11-0	9	2	11	1.0 / 2	--	--	--	--	--		
48	Ray Simmons	LB	6-0	5	2	7	--	--	--	--	--	--		
19	Tyriq Lewis	TB	11-0	4	1	5	--	--	--	--	--	--		
96	Jesse White	DL	4-0	3	2	5	1.0 / 6	1.0 / 6	--	--	--	--		
28	CJ Lavarin	DB	2-0	4	--	4	--	--	--	--	--	--		
2	Elijah Johnson	LB	5-0	3	1	4	--	--	--	--	--	--		
14	Dawson Stuart	TE	10-6	2	1	3	--	--	--	--	--	--		
29	Davino Frazer	DB	6-0	3	--	3	--	--	--	--	--	--		
20	TJ Harris	LB	9-0	3	--	3	--	--	--	--	--	--		
4	James Cherry	WR	5-4	2	--	2	--	--	--	--	--	--		
32	Matthew Davis	LB	5-0	2	--	2	--	--	--	--	--	--		
47	David Akinwande	FB	11-9	1	1	2	--	--	--	--	--	--		
80	Chad Parton	DB	6-4	2	--	2	--	--	--	--	--	--		
22	Raheem White	DB	5-0	2	--	2	--	--	--	--	--	--		
23	Makai Booker	DE	8-0	1	1	2	--	--	--	--	--	--		
44	Brendan Shaffer	LB	1-1	1	--	1	--	--	--	--	--	--		
55	Elias Marte	OL	8-5	--	1	1	--	--	--	--	--	--		
62	Lucas Skelley	DL	1-0	1	--	1	--	--	--	--	--	--		
76	Kyler Wuestner	OL	9-7	1	--	1	--	--	--	--	--	--		
ESU			11	420	222	642	66 / 293	33 / 194	8 / 100	31	12	5	--	--
Opponents			11	401	302	703	30 / 135	14 / 87	6 / 67	33	15	8	1	--

SCORING

Name	Pos.	TD	FG	PATs						Safety	Pts.
				Kick	Rush	Rcv	Pass	DXP			
Devin Bartholomew	K	0	10-17	29-29	0-0	0	0-0	0	0	59	
Gunner Anglovich	TB	8	0-0	0-0	0-0	0	0-0	0	0	48	
Rece Bender	WR	5	0-0	0-0	0-0	0	0-0	0	0	30	
Elie Lavarin	WR	3	0-0	0-0	0-0	0	0-0	0	0	18	
David Akinwande	FB	3	0-0	0-0	0-0	0	0-0	0	0	18	
James Cherry	WR	2	0-0	0-0	0-0	0	0-0	0	0	12	
Dawson Stuart	TE	1	0-0	0-0	0-0	1	0-0	0	0	8	
Jake Cirillo	QB	1	0-0	0-0	0-0	0	1-1	0	0	6	
Clifford Brinkley	WR	1	0-0	0-0	0-0	0	0-0	0	0	6	
Tyriq Lewis	TB	1	0-0	0-0	0-0	0	0-0	0	0	6	
Ryan Hieber	DE	1	0-0	0-0	0-0	0	0-0	0	0	6	
Ezequiel Lopez	WR	1	0-0	0-0	0-0	0	0-0	0	0	6	
ESU		27	10-17	29-29	0-0	1	1-1	0	0	244	
Opponents		26	6-10	30-31	0-0	0	0-1	0	0	240	

INTERCEPTIONS

No.	Name	Yds	Avg	TD	Long	
3	Tyler Watson	65	21.7	0	54	
3	Shavar Hussett	8	2.7	0	8	
1	Ryan Hieber	22	22.0	1	22	
1	Jahmere Crumpton	5	5.0	0	5	
ESU		8	100	12.5	1	54
Opponents		6	67	11.2	0	53

FUMBLE RETURNS

No.	Name	Yds	Avg	TD	Long
1	Deshawn McCarthy	11	--	--	11
ESU		1	11	--	11
Opponents		--	--	--	--

ALL-PURPOSE YARDS

Name	Pos.	G	Rush	Rec	PR	KOR	IR	Total	Avg/G
Rece Bender	WR	11	0	795	94	439	0	1328	120.7
Gunner Anglovich	TB	11	962	210	24	0	0	1196	108.7
Tyriq Lewis	TB	11	369	19	0	0	0	388	35.3
Elie Lavarin	WR	10	0	313	0	0	0	313	31.3
David Akinwande	FB	11	201	87	0	0	0	288	26.2
Clifford Brinkley	WR	10	0	281	0	0	0	281	28.1
Jake Cirillo	QB	9	160	0	0	0	0	160	17.8
James Cherry	WR	5	0	121	3	26	0	150	30.0
Chad Parton	WR	6	0	67	10	63	0	140	23.3
Shavar Hussett	DB	11	0	0	0	127	8	135	12.3
Dawson Stuart	TE	10	11	102	0	12	0	125	12.5
Ezequiel Lopez	WR	3	0	75	25	24	0	124	41.3
Tyler Watson	S	11	0	0	0	0	65	65	5.9
Matt DeLaurentis	QB	10	48	0	0	0	0	48	4.8
Ryan Hieber	DE	11	0	0	0	0	22	22	2.0
Aaron Tobias	QB	3	20	0	0	0	0	20	6.7
John Siggins	WR	10	0	16	0	0	0	16	1.6
Teddy Mitchell	DB	8	0	0	0	12	0	12	1.5
Devin Bartholomew	K	11	7	0	0	0	0	7	0.6
Jahmere Crumpton	S	11	0	0	0	0	5	5	0.5
Bryheem Barr	TB	1	4	0	0	0	0	4	4.0
Joel Gland	TE	9	0	4	0	0	0	4	0.4
Adrian Lambert	FB	8	0	2	0	0	0	2	0.2
TEAM	--	5	-13	0	0	0	0	-13	-2.6
Total		11	1769	2092	156	703	100	4820	438.2
Opponents		11	1549	2270	90	693	67	4669	424.5

THE PSAC

Originating in 1951 to administer and promote intercollegiate athletics, the Pennsylvania State Athletic Conference has evolved into one of the NCAA's most heralded conferences.



The first major advancement came in 1977, when based on a growing interest, the league reorganized to provide a structure for its women's programs. Only three years later, lacking a standard competitive division, the league voted to reclassify the entire conference to NCAA Division II.

In a groundbreaking move for the league, Shepherd University joined the PSAC in 2019-20, expanding its membership to 18 institutions. Located in northeast West Virginia, Shepherd became the PSAC's first full-time member outside of the Commonwealth. Now with 18 members, the PSAC joins the Lone Star Conference as the largest in Division II and offers championship opportunities in 23 sports, which ranks second among Division II Conferences.

Highly competitive on a regional and national level, PSAC schools annually combine to send nearly one-third of its teams into NCAA postseason play. Ultimately, the membership's success has yielded 56 NCAA team and 294 individual title winners.

While proud of its athletic accomplishments, the league also has evolved into one of Division II's finest from an academic standpoint. In 2021-22 a new standard was set with 4,144 of the league's student-athletes honored as "Scholar-Athletes" for maintaining a grade-point average of 3.25 or better. That figure marked the 12th straight year with over one-third of the league's student-athletes accomplishing that feat and the total represents a number that is four times higher since PSAC Scholar-

Athletes were first recognized in the mid-1990s.

PSAC membership has undergone significant changes over the last decade. In addition to adding Shepherd, the conference experienced expansion on two other recent occasions. Gannon and Mercyhurst Universities joined the league in 2008 while the University of Pittsburgh-Johnstown and Seton Hill University became members in 2013.

Although all 18 current institutions are members of Division II, five league schools also compete at the Division I level in select sports. PSAC schools enroll over 120,000 students and claim approximately one million alumni, including over 550,000 who reside in Pennsylvania.

The PSAC is governed by the presidents of the 18 member institutions. It employs a commissioner, two associate commissioners, and a director of communications at its headquarters in Lock Haven, Pa.

PSAC Commissioners
 Steve Murray - 1997-98 - Interim, 1998-present
 Charles "Tod" Eberle - 1989-1997
 Don Kelley - 1983-1989

PSAC Champions — 1934-2021

The State Game

2021: Kutztown 38, Slippery Rock 32
 2019: Slippery Rock 37, Kutztown 35
 2018: West Chester 33, Slippery Rock 10
 2017: IUP 24, West Chester 7
 2016: California 49, Kutztown 7
 2015: Slippery Rock 61, West Chester 12
 2014: Slippery Rock 28, Bloomsburg 26
 2013: Bloomsburg 42, Slippery Rock 38
 2012: IUP 41, Shippensburg 10
 2011: Kutztown 21, Slippery Rock 14
 2010: Mercyhurst 56, Bloomsburg 37
 2009: Shippensburg 42, California 35
 2008: California 47, West Chester 36
 1987: IUP 21, West Chester 9
 1986: IUP 20, West Chester 6
 1985: Bloomsburg 31, IUP 9
 1984: California 21, Bloomsburg 14
 1983: Clarion 27, ESU 14
1982: ESU 24, Edinboro 22
 1981: Shippensburg 34, Millersville 17
 1980: Clarion 15, Kutztown 14
 1979: Lock Haven 48, Cheyney 14
1978: ESU 49, Clarion 4
 1977: Clarion 25, Millersville 24
1976: ESU 14, Shippensburg 14 (tie)
1975: ESU 24, Edinboro 20

1974: Slippery Rock 20, West Chester 7
 1973: Slippery Rock 28, West Chester 14
 1972: Slippery Rock 29, West Chester 27
 1971: West Chester 35, Edinboro 14
 1970: Edinboro 14, West Chester 6
 1969: West Chester 41, Clarion 34
1968: ESU 28, California 28 (tie)
 1967: West Chester 27, Clarion 7
 1966: Clarion 28, West Chester 26
1965: ESU 26, IUP 10
1964: ESU 27, IUP 14
 1963: West Chester 36, Slippery Rock 7
 1962: Slippery Rock 13, ESU 6
 1961: West Chester 21, Slippery Rock 0
 1960: West Chester 35, Lock Haven 6

Picked by Saylor System

1959 - West Chester **1954 - ESU, Bloomsburg,**
 1958 - California West Chester
 1957 - Lock Haven 1953 - West Chester
 1956 - West Chester 1952 - West Chester
 1955 - Bloomsburg 1951 - Bloomsburg

Picked by Sportswriters

1950 - West Chester 1940 - IUP / Millersville
 1949 - Bloomsburg 1939 - Slippery Rock
 1948 - Bloomsburg 1938 - Mansfield
 1947 - Mansfield 1937 - Lock Haven
 1946 - California 1936 - Lock Haven

1942 - ESU 1935 - Shippensburg
 1941 - Millersville 1934 - IUP

Divisional Champions

2007: West Chester (E), California (W)
 2006: Bloomsburg (E), IUP, California (W)
 2005: Bloomsburg (E), California, Edinboro (W)
 2004: West Chester (E),
 Shippensburg, Edinboro, IUP (W)
2003: ESU, Bloomsburg (E), IUP, Edinboro (W)
2002: ESU, Bloomsburg (E), IUP (W)
 2001: Bloomsburg (E), IUP (W)
 2000: Bloomsburg (E),
 Clarion, IUP, Slippery Rock (W)
 1999: West Chester (E), Slippery Rock (W)
 1998: Millersville (E), Slippery Rock (W)
 1997: Bloomsburg (E), Slippery Rock (W)
 1996: Bloomsburg (E), Clarion (W)
 1995: Bloomsburg, Millersville (E), Edinboro (W)
 1994: Bloomsburg, West Chester (E), IUP (W)
 1993: Millersville (E), IUP (W)
 1992: West Chester (E), IUP (W)
1991: ESU (E), IUP (W)
 1990: Millersville (E), IUP (W)
 1989: West Chester, Millersville (E), Edinboro (W)
 1988: Millersville, (E) Shippensburg (W)

Pennsylvania State Athletic Conference

204 Annex Building

Lock Haven University, Lock Haven, Pa. 17745

Commissioner: Steve Murray, (570) 484-2512

Senior Associate Commissioner / SWA

Carlín Chesick, (570) 484-2512

Associate Commissioner

Will Adair, (570) 484-2512

Director of Strategic Communication

Ben Matos, (570) 484-2512

2021 PSAC Football Standings

	Eastern Division				Western Division				
	PSAC		Overall		PSAC		Overall		
	W	L	W	L	W	L	W	L	
Kutztown	7	0	11	2	Slippery Rock	6	1	9	3
Shepherd	6	1	13	2	Cal U	5	1	9	1
Shippensburg	5	2	9	2	IUP	5	2	7	3
West Chester	4	3	6	5	Gannon	3	4	5	6
East Stroudsburg	3	4	5	6	Edinboro	3	4	4	6
Bloomsburg	2	5	3	8	Mercyhurst	3	4	4	7
Millersville	1	6	2	9	Seton Hill	2	5	5	6
Lock Haven	0	7	1	10	Clarion	0	6	0	10

ALL-STAR HONORS

Postseason Honors

NFL DRAFT CHOICES

1988	Dan Murray (LB) (150th), Buffalo	6th round
1980	Ray Yakavonis (DE) (148th), Minnesota	6th round

HARLON HILL AWARD

(Outstanding Division II Player)

2015	Matt Soltes (QB)	t-4th
2014	Matt Soltes (QB)	candidate
2013	Matt Soltes (QB)	candidate
2011	Ray Wagner (QB)	candidate
2010	Matt Freed (LB)	candidate
2006	Jimmy Terwilliger (QB)	4th
2005	Jimmy Terwilliger (QB)	1st
2004	Jimmy Terwilliger (QB)	5th
2003	Jimmy Terwilliger (QB)	candidate
1997	Damian Polaucci (QB)	candidate
1996	Damian Polaucci (QB)	3rd
1994	James Franklin (QB)	candidate
1992	Ed Detwiler (K-P)	candidate
1989	Dennis Mailhot (WR-KR)	9th

ASSOCIATED PRESS LITTLE ALL-AMERICA

(first three teams)

(Division II, Division III and NAIA)

2019	Jordan Walters	2nd, K
2015	Jon Schnaars	1st, WR
2010	Matt Freed	3rd, LB
2009	Matt Freed	3rd, LB
2008	Nick Krut	1st, P
	Matt Freed	3rd, LB
2006	Evan Prall	1st, AP
	Jimmy Terwilliger	2nd, QB
2005	Evan Prall	1st, WR
	Jimmy Terwilliger	2nd, QB
2004	Matt Crispell	1st, DB
2001	Jim Sodano	2nd, OG
	Adam Hostetter	3rd, P
2000	Kevin Nagle	1st, LB
1996	Damian Polaucci	3rd, QB
1994	Steve Hynes	1st, OT
1991	Curtis Bunch	1st, DB
1988	Pat Brady	3rd, LB
1984	Ernie Siegrist	2nd, TE
1983	Mike Reichenbach	1st, LB
1980	Mike Lush	2nd, DB
1979	Ray Yakavonis	3rd, DE
1978	Jeff Johnson	3rd, LB
1976	Pat Flaherty	3rd, C
1974	Tom Kozlosky	3rd, LB
1965	Barry Roach	1st, HB

CoSIDA ALL-AMERICA

2019	Jordan Walters	2nd, K
2015	Jon Schnaars	1st, WR
2010	Matt Freed	2nd, LB
2009	Matt Freed	1st, LB
2008	Matt Freed	1st, LB
	Nick Krut	1st, P
2006	Evan Prall	2nd,
WR/AP		
2005	Jimmy Terwilliger	1st, QB
	Evan Prall	2nd, WR
	Ken Parrish	2nd, P
2004	Matt Crispell	1st, DB
	Jimmy Terwilliger	2nd, QB
2001	Adam Hostetter	1st, P
	Jim Sodano	2nd, OG
2000	Kevin Nagle	1st, LB
1996	Mike Mancuso	1st, WR

1994	Damian Polaucci	2nd, QB
	Matt Seagreaves	2nd, K
	Steve Hynes	3rd, OT

AFCA ALL-AMERICA (one team)

2021	Deshawn McCarthy	DL
2019	Jordan Walters	K
2015	Jon Schnaars	WR
1991	Curtis Bunch	DB
1984	Andy Baranek	QB
1983	Mike Reichenbach	LB
1979	Ray Yakavonis	DE
1975	Willard Stem	DB

D2FOOTBALL.com ALL-AMERICA

2021	Deshawn McCarthy	1st, DL
2019	Jordan Walters	2nd, K
2015	Jon Schnaars	1st, WR
2010	Matt Freed	1st, LB
2008	Nick Krut	1st, P
2006	Evan Prall	2nd, WR
2005	Evan Prall	1st, WR
	Jimmy Terwilliger	2nd, QB
2004	Ken Parrish	1st, P
2001	Jim Sodano	1st, OG
	Adam Hostetter	1st, P

FOOTBALL GAZETTE ALL-AMERICA

2015	Jon Schnaars	1st, WR
	Matt Soltes	3rd, QB
2013	Thomas Tippett	3rd, FB
2012	Bryan Thomson	3rd, DT
2010	Matt Freed	1st, LB
2008	Nick Krut	1st, P
2006	Jimmy Terwilliger	1st, QB
2005	Jimmy Terwilliger	1st, QB
	Anthony Carfagno	1st, FB
	Evan Prall	2nd, WR
	Ken Parrish	3rd, P
2004	Matt Crispell	2nd, S
	Jimmy Terwilliger	3rd, QB
1999	Kevin Nagle	2nd, LB
1998	Kevin Nagle	3rd, LB
1997	Mike Mancuso	3rd, WR
1996	Damian Polaucci	2nd, QB
	Mike Mancuso	2nd, WR
1989	Dennis Mailhot	2nd, KR
1988	Todd McNamee	3rd, P

KODAK COLLEGE DIVISION

COACH OF THE YEAR

Denny Douds – 1975, 1976, 1982

STAN LOMAX-IRVING T. MARSH AWARD

(Eastern College Division Coach of the Year, selected by New York Football Writers' Association)

Denny Douds – 1976

DIVISION II SENIOR ALL-STAR GAME

Cactus Bowl (Texas A&M-Kingsville) since 2000
Snow Bowl (Fargo, N.D.) previously

2010	Matt Freed	LB
2008	Lionel Mitchell	DB
	Nick Krut	P
2005	Anthony Carfagno	FB
2001	Adam Hostetter	P
2000	Shepard Alston	OL
	Kevin Nagle	LB
1997	Damian Polaucci	QB
1995	Joe Menton	LB

D2CCA ALL-REGION

2021	Deshawn McCarthy	2nd, DL
2019	Jordan Walters	1st, K
2018	Michael Felming	2nd, OL (T)
2016	Robert Healy	1st, RB
2015	Matt Soltes	1st, QB
	(Offensive POY)	
	Jon Schnaars	1st, WR
2014	Bryan Thomson	2nd, DL
	Jordan Bair	2nd, P
2013	Robert Bleiler	2nd, WR
2012	Taylor Groff	1st, K
	Bryan Thomson	1st, DL
2011	Dan Caffrey	1st, OL (C)
	Mike Bergey	1st, LB
2010	Matt Freed	1st, LB
	(Defensive POY)	
2009	Matt Freed	1st, LB
	(Defensive POY)	
	Nicholas Artinger	1st, S
	Morgan Thomas	2nd, OL (T)
2008	Matt Freed	1st, LB
	Nick Krut	1st, P
	Keith Weaver	2nd, OG
2007	Greg Knauss	2nd, K
2006	Jimmy Terwilliger	1st, QB
	Evan Prall	1st, WR
	Mike Habel	2nd, OT
2005	Jimmy Terwilliger	1st, QB
	Evan Prall	1st, WR
	Ken Parrish	1st, P
2004	Jimmy Terwilliger	1st, QB
	Tim Strenfel	1st, WR
	Matt Crispell	1st, S
2003	Greg Munch	2nd, OG
2001	Jim Sodano	1st, OG
	Jeremy Brown	1st, DB
	Adam Hostetter	1st, P
2000	Kevin Nagle	1st, LB
1999	Kevin Nagle	1st, LB
1998	Kevin Nagle	1st, LB
1996	Damian Polaucci	1st, QB
	Mike Mancuso	1st, WR
	Michael Kramer	1st, P
	Dan Rounds	2nd, OT
	Matt Seagreaves	2nd, K
1995	Tim Green	2nd, LB
1994	Steve Hynes	1st, OT
	Matt Seagreaves	2nd, K
1993	Ed Myers	1st, OG

ALL-STAR HONORS

Postseason Honors

FOOTBALL GAZETTE ALL-REGION

2019	Jordan Walters	1st, PK
	Jordan Walters	3rd, P
	David Akinwande	3rd, FB
	Andre Eldridge	3rd, DL
2018	Michael Fleming	2nd, OL
	Jaymay Anderson	3rd, RB
2017	Jaymar Anderson	3rd, RB
	Devante Robinson	3rd, FB
	Marquis Felts	3rd, RS
2016	Robert Healy	1st, RB
	Sean Roth	1st, FB
	Marc Ranaudo	3rd, DL
2015	Matt Solttes	1st, QB
	(Co-Offensive POY)	
	Jon Schnaars	1st, WR
	Robert Healy	2nd, AP
2014	Bryan Thomson	1st, DL
	Brandon Gattelli	2nd, DE
	Jordan Bair	2nd, P
2013	Thomas Tippet	1st, FB
	Robert Bleiler	2nd, WR
	Steven Jones	2nd, TE
	Bryan Thomson	2nd, DL
	Matt Solttes	3rd, QB
	Robert Healy	3rd, RB
2012	Bryan Thomson	1st, DL
	Taylor Groff	1st, K
	Thomas Tippet	3rd, FB
	Dusty Reed	3rd, WR
2011	Dan Caffrey	2nd, C
	Dusty Reed	3rd, WR
2010	Matt Freed	1st, LB
2009	Matt Freed	1st, LB
	Morgan Thomas	2nd, OL (T)
2008	Nick Krut	1st, P
	Matt Freed	2nd, LB
	Jesse Reider	3rd, FB
	Drew Stem	3rd, AP
	Keith Weaver	3rd, OG
2007	Mike Habel	3rd, OT
	Jayson Frank	3rd, LB
	Greg Knauss	3rd, K
	Nick Krut	3rd, P
2006	Jimmy Terwilliger	1st, QB
	Evan Prall	1st, WR
		1st, RS
2005	Jimmy Terwilliger	1st, QB
	Anthony Carfagno	1st, FB
	Evan Prall	1st, WR
	Ken Parrish	1st, P

CLIFF HARRIS AWARD NOMINEE

(Top small college defensive player representing NCAA Division II, III and NAIA)

2014	Bryan Thomson (finalist)	DL
2013	Bryan Thomson	DL

GENE UPSHAW AWARD NOMINEE

(Division II lineman of the year award)

2018	Michael Fleming	OL
2014	Bryan Thomson	DL
2013	Bryan Thomson	DL
2011	Dan Caffrey	C
2009	Morgan Thomas	OL
2008	Keith Weaver	OL
2007	Mike Habel	OL

ECAC ALL-REGION (ESU left ECAC in 2002)

2002	Greg Munch	OG
	Nick Beisker	DB
2001	Mike Berry	K
	Adam Hostetter	P
2000	Kevin Nagle	LB
	Adam Hostetter	P
1999	Kevin Nagle	LB
	Jason Zinn	DB
	Adam Hostetter	P
1998	Kevin Nagle	LB
1997	Damian Poalucci	QB
	Mike Mancuso	WR
1996	Damian Poalucci	QB
	(Player of the Year)	
	Jason Killian	WR
	Matt Seagreaves	K
	Matt Delancey	DT
	Michael Kramer	P
1995	Tim Green	LB
1994	Michael Kramer	P
1993	John Catalano	DE
	Brent Voynar	DB
1992	Paul Bandholz	TE
	Greg Garzio	OT
	Ed Detwiler	K-P
	Joe Ruedt	DE
	Roger Staub	DB
1991	Des Hussey	DT
	Curtis Bunch	DB
1990	Dennis Mailhot	KR
	Curtis Bunch	DB
1989	Dennis Mailhot	WR-KR
	Bob Heumann	DE
	Pat Brady	LB
1988	Eric Sampson	DE
	Pat Brady	LB
	Todd McNamee	P
1987	Mike Yanders	C
	Joe McLaughlin	DB
1986	Chris Gerhard	DB
1984	Tim Bishop	SE
	Ernie Siegrist	TE
	Joey Pingitore	P
1983	Scott Benoit	WR
	Dan Koval	OT
	Mike Reichenbach	LB
	Joey Pingitore	P
1982	Andy Baranek	QB
	(Rookie of the Year)	
	Larry Sontag	DT
	Mike Reichenbach	LB
1981	John Marcante	OT
	Larry Sontag	DT
	Jack Brunner	P
1980	Keith Kaufman	OT
	Mike Lush	DB
1979	Ray Yakavonis	DE
	Jim Villani	P
1978	Frank Bell	TB
	Jeff Detzi	OT
	Jack Shrawder	DT
	Joe Detzi	LB
	Jim Villani	P
1977	Harold Strunk	TB
	Doug Rhoads	LB
1976	Pete Radocha	TB
	Pat Flaherty	C
1975	Willard Stem	DB
1974	Tom Kozlosky	LB
1971	Joe Bongiovanni	OT
1970	Glenn Gottshalk	OE
1969	Bill Dukett	QB
	(Player of the Year)	

ACADEMIC ALL-AMERICA

2021	Rece Bender	2nd, WR
2017	Devon Ackerman	1st, OL
2016	Devon Ackerman	1st, OL
2015	Jon Schnaars	1st, WR
	Devon Ackerman	1st, OL
2014	Bryan Thomson	1st, DL
	Jon Schnaars	2nd, WR
2013	Robert Bleiler	2nd, WR
2010	Matt Freed	1st, LB
2009	Matt Freed	1st, LB
2004	Matt Crispell	1st, DB
1992	Ed Detwiler	2nd, P
1984	Ernie Siegrist	1st, TE
1979	Warren Brown	2nd, LB

ACADEMIC ALL-DISTRICT

2021	Rece Bender	1st, WR
	Daryn Blackwell	1st, DL
2017	Devon Ackerman	1st, OL
	Mike Wiand	1st, LB
2016	Devon Ackerman	1st, OL
2015	Jon Schnaars	1st, WR
	Devon Ackerman	1st, OL
	Chase May	1st, DB
2014	Jon Schnaars	1st, WR
	Bryan Thomson	1st, DL
2013	Robert Bleiler	1st, WR
	Bryan Thomson	1st, DL
2010	Matt Freed	1st, LB
2009	Matt Freed	1st, LB
	Zach Sarginger	2nd, OL
2008	Matt Freed	1st, LB
2007	Sam Shuman	2nd, WR
2004	Greg Thoman	1st, DL
	Matt Rapa	1st, LB
	Matt Crispell	1st, DB
	Jimmy Terwilliger	2nd, QB
	Evan Prall	2nd, WR
2003	Matt Rapa	1st, LB
2002	John Jeffries	1st, WR
	Nick Beisker	1st, DB
1997	Damian Poalucci	1st, QB
1996	Jeff Zimmerman	2nd, LB
1993	Ed Myers	1st, OL
1992	Ed Detwiler	1st, K-P
1990	Jim Miller	1st, LB

PSAC TOP 10

2021	Rece Bender	
2017	Devon Ackerman	
2016	Devon Ackerman	
2015	Devon Ackerman	
	Jon Schnaars	
2010	Matt Freed	
2009	Matt Freed	
2006	Jimmy Terwilliger	
2005	Jimmy Terwilliger	
2004	Matt Crispell	
	Matt Rapa	
2002	Nick Beisker	
1999	Mike Rhine	

NATIONAL FOOTBALL FOUNDATION

CAMPBELL TROPHY

Semifinalists

2018	Michael Fleming	
2017	Devon Ackerman	
2015	Jon Schnaars	
2014	Bryan Thomson	
2013	Robert Bleiler	
2010	Matt Freed	
2009	Sam Shuman	

All-PSAC East First Team

PSAC Coach of the Year

Denny Douds – 1975, 1978

PSAC East Coach of the Year

Denny Douds – 1976, 1982, 2002

PSAC East Offensive Player of the Year

Matt Solttes (QB) – 2015

Jimmy Terwilliger (QB) – 2003, 2004, 2006

Andy Baranek (QB) – 1983

PSAC East Defensive Player of the Year

Bryan Thomson (DL) – 2012

Kevin Nagle (LB) – 1998, 2000

PSAC East Freshman of the Year

Robert Healy (RB) – 2013

Matt Solttes (QB) – 2012

2021 - Gunner Anglovich (RB), Rece Bender (WR), Deshawn McCarthy (DE), Tyler Watson (S)

2019 - Jordan Walters (K/P), Andre Eldridge (DL), Jameer Brooks (LB)

2018 - Jaymar Anderson (RB), Michael Fleming (OT)

2017 - Jaymar Anderson (RB), Marquis Fells (RS)

2016 - Robert Healy (RB), Marc Ranaudo (DL)

2015 - Matt Solttes (QB, Offensive Player of the Year), Robert Healy (TB), Jon Schnaaars (TB)

2014 - Brandon Gattelli (DE), **Bryan Thomson (DL)**, Jordan Bair (P)

2013 - Robert Bleiler (WR), Steven Jones (TE), **Bryan Thomson (DL)**

2012 - Dusty Reed (WR), Seve Rivers (G), **Bryan Thomson (DL, Defensive Player of the Year)**, Taylor Groff (K)

2011 - Dusty Reed (WR), Dan Caffrey (C), Shawnte Carroll (DB)

2010 - Matt Freed (LB), David Castillo (DB)

2009 - Morgan Thomas (OT), Matt Freed (LB)

2008 - Keith Weaver (OG), Miguel Rivera (DT), Lionel Mitchell (DB), Nick Krut (P)

2007 - Mike Habel (OT), Jayson Frank (LB), Greg Knauss (K), Nick Krut (P)

2006 - **Jimmy Terwilliger (QB, Offensive Player of the Year)**, Evan Prall (WR), Mike Habel (OT), Greg Thoman (DE), Jayson Frank (LB)

2005 - **Jimmy Terwilliger (QB), Anthony Carfagno (FB)**, Evan Prall (WR), Dan Crozier (C), Andrew Marsteller (DT), **Mark Brubaker (K)**, Ken Parrish (P)

2004 - **Jimmy Terwilliger (QB, Offensive Player of the Year), Anthony Carfagno (FB)**, Tim Strenfel (WR), Andrew Marsteller (DT), Matt Crispell (S), **Mark Brubaker (K)**, Ken Parrish (P)

2003 - **Jimmy Terwilliger (QB, Offensive Player of the Year), Anthony Carfagno (FB)**, John Jeffries (WR), Greg Munch (OG), David Dean (DT), Ryan Vermillion (LB), Michael Glover (DB), **Mark Brubaker (K)**

2002 - Jeremy Palm (QB), Greg Vaughn (TB), Greg Munch (OG), Dustin Barno (DL), Nick Beisker (DB), Michael Glover (DB & RS), **Mark Brubaker (K)**

2001 - Andre Castiglioni (TB), John Kotarsky (WR), Jim Sodano (OG), Shaun Bowman (DE), Dustin Barno (DT), Jeremy Brown (DB), Mike Berry (K), **Adam Hostetter (P)**

2000 - **Kevin Nagle (LB, Defensive Player of the Year)**, Andre Castiglioni (TB), Jim Sodano (OG), **Adam Hostetter (P)**

1999 - **Kevin Nagle (LB)**, Adam Hostetter (P), Matt Kacanda (KR)

1998 - **Kevin Nagle (LB, Defensive Player of the Year)**

1997 - Mike Mancuso (WR), Ian Geffers (DE), **Kevin Nagle (LB)**

1996 - Damian Poalucci (QB), Jason Killian (WR), Mike Mancuso (WR), Matt Delancey (DT), Matt Seagreaves (K)

1995 - Dennis McWhite (WR), Matt Delancey (DT), Tim Green (LB), Matt Seagreaves (K)

1994 - Steve Hynes (OT), Tim Green (LB), Joe Menton (LB), Matt Seagreaves (K)

1993 - Ed Myers (OG), Steve Hynes (OT), John Catalano (DE), Brent Voynar (DB)

1992 - Doug Leonzi (WR), Paul Bandholz (TE), Ed Myers (OG), Joe Ruedt (DE), Derrick Deburow (DB), Ed Detwiler (K and P)

1991 - Rick Sterner (TB), Des Hussey (DT), **Curtis Bunch (DB)**, Ed Detwiler (P)

1990 - Ken Kopetchny (WR), Tom Ferguson (C), Justin Dettore (OT), Jim Miller (LB), **Curtis Bunch (DB)**

1989 - Dennis Mailhot (WR), Bob Heumann (DE), Douglas Moore (LB), **Curtis Bunch (DB)**

1988 - Eric Sampson (DE), Pat Brady (LB), Todd McNamee (P)

1987 - Dan Murray (LB), Joe McLaughlin (DB)

1986 - Mike Yanders (C), Dan Murray (LB), Chris Gerhard (DB)

1985 - Tim Bishop (SE), Tracy Coleman (DB)

1984 - **Andy Baranek (QB)**, Tim Bishop (SE), Ernie Siegrist (TE), Phil Calamia (DT)

1983 - **Andy Baranek (QB, Player of the Year)**, Scott Benoit (WR), Dan Koval (OT), Bill Camp (DE), Mike Reichenbach (LB), Joey Pingitore (K)

1982 - **Andy Baranek (QB)**, Bobby Manez (SE), Larry Sontag (DT), Mike Reichenbach (LB)

1981 - John Marcante (OT), Bill Camp (DE), Larry Sontag (DT), Joe Gaynor (LB), Jack Brunner (P)

1980 - Keith Kaufman (OT), Bill Brown (DT), Dan Gechter (LB), Mike Lush (DB), Scott Taylor (K)

1979 - Barry Kennedy (QB), Jamie Meier (SE), Ray Yakavonis (DE), Warren Brown (LB), Andy Polony (LB), Ray Cianni (DB), Jim Villani (P)

1978 - Barry Kennedy (QB), Bob Bydlon (OG), Art Booruzy (OT), Jeff Detzi (OT), Bill Bergen (DE), Jack Shrawder (DT), Joe Detzi (LB), **Jeff Johnson (LB)**, Jack Rogers (K), Jim Villani (P)

1977 - Harold Strunk (HB), Bill Bergen (DE), Jack Shrawder (DT), **Jeff Johnson (LB)**

1976 - Mike Terwilliger (QB), Pete Radocha (HB), Tom Palubinski (SE), Dennis Gorman (TE), Pat Flaherty (C), Mike Stambaugh (DE), **Jeff Johnson (LB)**, Doug Rhoads (LB), Rich Rodenberger (DB), Jack Rogers (K)

1975 - Mike Terwilliger (QB), Pat Flaherty (C), Mike Stambaugh (DE), Rich Nicolais (DT), **Jeff Johnson (LB)**, Willard Stem (DB), Bobby Boyd (K)

1974 - Tom Polinski (DE), Tom Kozlosky (LB)

1973 - Wally Hills (FB), Steve Reese (OE), Ned Hampford (OG), Don Coyer (DE), Tom Kozlosky (LB)

1972 - Joe Bongiovanni (OT), Frank Snyder (LB)

1971 - Glenn Gottshalk (OE), Joe Bongiovanni (OT), John Smith (DT), Greg Cardone (LB)

1970 - Steve Mummaw (QB), Glenn Gottshalk (OE), Jerry Clymer (DT)

1969 - Bob Dinan (FB), Henry Kearns (OT)

1968 - Ralph Gish (HB), Ed Csencsits (OE), Joe Kelly (OG), Henry Kearns (OT), Bob Malehorn (DE), Bob Ott (DE), Carl Wolfe (DT), Dick Siwak (LB), Bob Dinan (DB)

1967 - Pete Lee (HB and LB), Gary Monger (OG), Mike Thompson (C), Gary Schoenberger (LB)

1965 - Glen Ray (QB), Barry Roach (HB), Bob Ruckdeschel (OT), Bob Dourand (LB)

1964 - Glen Ray (QB), Barry Roach (HB), Jim Scagliotti (C), Ray Hedenberg (OG), Tom Washburn (DE)

1963 - **Toby Barkman (OHB)**, Joe Bahatka (C)

1962 - **Toby Barkman (B)**, Joe Heverin (E)

1961 - **Toby Barkman (B)**, Ed Becker (E)

1960 - Ed Becker (E), Richard Wolslayer (C)

1957 - Jim Oplinger (B)

1954 - Carmen Martucci (T)

(Three and four-time All PSAC players in bold)

RUSHING RECORDS

Yards Gained

Single Game

1.	284	Joe Partridge at Cheyney	2007
2.	267	Andre Myers vs. Mansfield	1998
3.	256	Robert Healy at Mercyhurst	2016
4.	239	Jaymar Anderson vs. Seton Hill	2018
5.	222	Stewart Ford at Cheyney (FR)	1997
		Jim Snyder vs. Kutztown	1980
7.	218	Derek Lucas vs. SCSU (NCAA)	2005
8.	213	Harold Strunk at Millersville	1976
9.	211	Andre Myers at Cheyney	1998
		Rick Sterner vs. Mansfield	1991
11.	210	Toby Barkman vs. Mansfield	1961
12.	207	Pete Radocha vs. Kutztown	1976
13.	200	Jaymar Anderson at Lock Haven	2017

First Career Game

1.	121	Eric Deery at Cheyney (FR)	2009
2.	104	Bob Rinaldi vs. Kutztown (FR)	1974

Half (since 1974)

212	1st	Joe Partridge at Cheyney	2007
173	2nd	Derek Lucas at Kutztown	2003
165	1st	Andre Myers at Cheyney	1998
163	2nd	Eric Deery vs. Cheyney	2012
162	2nd	Robert Healy at Mercyhurst	2016
156	1st	Greg Vaughn at Cheyney	2003
155	2nd	Joe Pawloski at Cheyney	1995
153	2nd	Andre Myers vs. Mansfield	1998

Consecutive Games

413	Healy (157 vs. IUP, 256 at Mercyhurst)	2016
381	Radocha (174 WC, 207 Kutztown)	1976
373	Ford (222 Cheyney, 151 Mansfield)	1997

3 Games

552	Healy (139 - 157 - 256)	2016
-----	-------------------------	------

4 Games

628	Healy (139 - 157 - 256 - 76)	2016
-----	------------------------------	------

5 Games

751	Ford (128 - 110 - 140 - 222 - 151)	1997
-----	------------------------------------	------

Single Season

1.	1,163	Robert Healy	2016
2.	1,160	Andre Castiglioni	2000
3.	1,129	Robert Healy (R-FR)	2013
4.	1,109	Stewart Ford (FR)	1997
5.	1,077	Andre Castiglioni	2001
6.	1,046	Jaymar Anderson	2017
7.	1,036	Pete Radocha	1976
8.	1,021	Derek Lucas	2005
9.	1,004	Andre Myers	1998
10.	962	Gunner Anglovich	2021
11.	951	Rick Sterner	1991

Career

1.	3,993	Robert Healy	2013-16
2.	2,579	Rick Sterner	1988-92
3.	2,510	Andre Castiglioni	1999-01
4.	2,398	Derek Lucas	2002-05
5.	2,363	Toby Barkman	1960-63
6.	2,177	Kendrick Williams	2009-12
7.	2,047	Pete Radocha	1974-76
8.	2,030	Harold Strunk	1974-77
9.	1,942	Jaymar Anderson	2016-18
10.	1,914	Greg Vaughn	2000-03
11.	1,791	Andre Myers	1996-99
12.	1,779	Jim Snyder	1977-80
13.	1,714	Jimmy Terwilliger [QB]	2003-06
14.	1,685	Dell Walker	1981-83
15.	1,680	Orlando Williams	1993-96
16.	1,658	Joe Partridge	2005-08
17.	1,644	Ramon Leak	1990-93
18.	1,637	Stewart Ford	1997-99

19.	1,508	Anthony Carfagno	2002-05
-----	-------	------------------	---------

Rushing Yards by Freshman

Game (since 1968)

1.	222	Stewart Ford at Cheyney	1997
2.	192	Elroy Denegal vs. SCSU	1987
3.	189	Robert Healy at Shippensburg	2013
4.	158	Robert Healy vs. Millersville	2013
5.	151	Stewart Ford vs. Mansfield	1997
6.	150	Rick Sterner at Mansfield	1988

Season

1.	1,129	Robert Healy	2013
2.	1,109	Stewart Ford	1997
3.	624	Henry Mowery	1961
4.	580	Elroy Denegal	1987
5.	536	Matt Soltes [QB]	2012
6.	513	Bill Race	1960
7.	483	Bob Rinaldi	1974
8.	436	Kendrick Williams	2009
		Bob Lester	1969
10.	423	Rick Sterner	1988

Yards Per Game

Single Season (90+ ypg - min. 500 yds)

1.	116.7	Jaymar Anderson (817 in 7)	2018
2.	116.3	Robert Healy (1,163 in 10)	2016
3.	116.0	Andre Castiglioni (1,160 in 10)	2000
4.	115.1	Pete Radocha (1,036 in 9)	1976
5.	114.1	Harold Strunk (913 in 8)	1977
6.	110.9	Stewart Ford (1,109 in 10) (FR)	1997
7.	107.7	Andre Castiglioni (1,077 in 10)	2001
8.	102.6	Robert Healy (1,129 in 11) (R-FR)	2013
9.	100.4	Andre Myers (1,004 in 10)	1998
10.	96.4	Toby Barkman (771 in 8)	1961
11.	96.2	Toby Barkman (866 in 9)	1962

Career

1.	102.2	Jaymar Anderson	2016-18
2.	94.5	Toby Barkman	1960-63
3.	92.9	Robert Healy	2013-16
4.	85.3	Pete Radocha	1974-76
5.	84.3	Andre Castiglioni	1998-01
6.	74.4	Stewart Ford	1997-99
7.	61.9	Rick Sterner	1988-92
8.	61.5	Harold Strunk	1974-77

Yards per Carry

Single Game (since 1966 - min. 10 rush, 100 yds)

13.8	Joe Pawloski at Cheyney (13-179)	1995
13.7	Kendrick Williams vs. Cheyney (11-151)	2012
12.8	Ed Guers at Bloomsburg (12-154)	1975
12.6	Matt Soltes at Millersville (10-126)	2012
12.1	Greg Vaughn vs. Cheyney (11-133)	2002
11.5	Derek Lucas at Cheyney (10-115)	2003
11.5	J. Terwilliger vs. SCSU (NCAA) (10-115)	2005
11.4	Harold Strunk at Cortland (17-193)	1977
11.2	Jason Killian at SCSU (13-145)	1993

Single Season (min. 250 yds) (7+ ypc)

1.	8.7	Derek Lucas (48-418)	2003
2.	7.9	Joe Pawloski (53-419)	1995
3.	7.6	Toby Barkman (101-771)	1961
4.	7.3	Frank Lupin (43-313)	1960
5.	7.2	Jason Killian (78-559)	1994
6.	7.1	Barry Roach (73-521)	1964

Career

1.	6.86	Jason Killian (146-1,001)	1993-96
2.	6.44	Barry Roach (189-1,218)	1964-65
3.	6.36	Leo Reimer (183-1,163)	1962-65

4.	6.25	Joe Pawloski (154-963)	1995-96
5.	6.01	Toby Barkman (393-2,363)	1960-63

CAREER RUSHING YARDS

Year	Att	Yards	Avg	TDs
------	-----	-------	-----	-----

1. Robert Healy

2013	176	1129	6.4	5
2014	155	817	5.3	8
2015	156	884	5.7	1
2016	190	1163	6.1	18
Totals	677	3,993	5.9	32

2. Rick Sterner

1988	127	423	3.3	2
1989	111	482	4.3	5
1991	208	951	4.6	5
1992	157	723	4.6	5
Totals	603	2,579	4.3	17

3. Andre Castiglioni

1999	40	273	6.8	2
2000	220	1,160	5.3	5
2001	213	1,077	5.1	6
Totals	473	2,510	5.3	13

4. Derek Lucas

2002	3	11	3.7	0
2003	48	418	8.7	4
2004	173	948	5.5	7
2005	197	1,021	5.2	4
Totals	421	2,398	5.3	15

5. Toby Barkman

1960	65	294	4.5	4
1961	101	771	7.6	15
1962	153	866	5.7	8
1963	74	432	5.8	5
Totals	393	2,363	6.0	32

6. Kendrick Williams

2009	99	436	4.4	3
2010	124	668	5.4	9
2011	139	541	3.9	4
2012	113	532	4.7	7
Totals	475	2,177	4.6	23

7. Pete Radocha

1974	37	234	6.3	1
1975	190	777	4.1	10
1976	174	1,036	6.0	11
Totals	401	2,047	5.1	22

8. Harold Strunk

1974	33	118	3.6	0
1975	86	365	4.2	0
1976	117	634	5.4	5
1977	173	913	5.3	12
Totals	409	2,030	5.0	17

9. Jaymar Anderson

2016	8	79	9.9	1
2017	198	1,046	5.3	7
2018	142	817	5.8	9
Totals	348	1,942	5.6	17

10. Greg Vaughn

2000	35	188	5.4	1
2001	51	223	4.4	3
2002	158	755	4.8	4
2003	147	748	5.1	6
Totals	391	1,914	4.9	14

RUSHING RECORDS

Touchdowns

Single Game

- 6 Jaymar Anderson vs. Seton Hill 2018
- 4 Robert Healy at Mercyhurst 2016
Kendrick Williams at Millersville 2010
Joe Partridge at Cheyney 2007
Stewart Ford vs. Glenville State 1999
Johnny Lee Davis vs. Cheyney 1990
Danny Roskos vs. Montclair 1946

2 TD Rushing, 2 TD Receiving, Game

- 2-2 Anthony Carfagno at Bentley 2005

3 Players with 2+ Rushing TD, Game

- A. Carfagno (2), D. Lucas (2), G. Vaughn (2)
 vs. Cheyney, 2003

2 Players with 2+ Rushing TD, Game

- D. Dyer (2), R. Healy (2) at Gannon, 2014
M. Soltes (2), K. Williams (2) at Millersville, 2012
M. Brunetti (3), J. Terwilliger (2) at Mansfield, 2006
R. Leak (3), S. Stuttle (2) at Cheyney, 1993
T. Meier (2), B. Nast (2) vs. Bloomsburg, 1980
F. Bell (2), J. Holanda (2) vs. Cortland, 1978
D. Bingham (3), H. Strunk (2) at Cortland, 1977
M. Riddick (2), M. Terwilliger (2) vs. Cheyney, 1976
M. Kreider (2), H. Strunk (2) at Mansfield, 1976

Single Season

- 18 Robert Healy 2016
- 15 Anthony Carfagno 2004
Toby Barkman 1961
- 14 Gerald Van De Cruz 2015
Anthony Carfagno 2005
Danny Roskos 1946
- 12 Harold Strunk 1977
- 11 Gerald Van De Cruz 2013
Stewart Ford (FR) 1997
Pete Radocha 1976
- 10 Pete Radocha 1975

Career

- 40 Anthony Carfagno 2002-05
- 32 Robert Healy 2013-16
Toby Barkman 1960-63
- 26 Gerald Van De Cruz 2013-15
- 23 Kendrick Williams 2009-12
- 22 Stewart Ford 1997-99
Dell Walker 1981-83
Pete Radocha 1974-76
- 18 John Pitzer 1966-68
- 17 Jaymar Anderson 2016-18
Joe Partridge 2005-08
Ramon Leak 1990-93
Rick Sterner 1988-92
Harold Strunk 1974-77

Attempts

Single Game

- 36 Harold Strunk at Millersville 1976
- 35 Rick Sterner at Mansfield 1988
Kelly Gabriel vs. Cheyney 1988
- 34 Joe Partridge at Cheyney 2007
Andre Myers vs. Mansfield 1998
- 33 Jim Snyder vs. Kutztown 1980
- 32 Jaymar Anderson vs. Seton Hill 2018
Andre Castiglioni vs. West Chester 2001
- 31 Robert Healy at Millersville 2016
Greg Vaughn vs. Kutztown 2002
Harold Strunk vs. West Chester 1977
Pete Radocha vs. Kutztown 1976
- 30 Jaymar Anderson at Lock Haven 2017
Robert Healy at Mercyhurst 2016
Andre Castiglioni vs. Ship 2000
Brooks Perkins at Edinboro 1985
Dell Walker vs. West Chester 1983
Pate Radocha at Ship (PSAC) 1976

2 Players with 20+ Carries, Game

- Orlando Williams (20-128), James Franklin (20-49)
 at Mansfield, 1994
Rick Sterner (21-102), John Bozema (21-74)
 vs. West Chester, 1991

4 Players with 10+ Carries, Game

- Robert Healy (16-111), Gerald Van De Cruz (12-81),
Raul Quinones (12-46), Derrick Dyer (10-58)
 at Seton Hill, 2013
Frank Bell (15-57), Barry Kennedy (13-63),
Jim Snyder (12-66), Bill Nast (11-36)
 vs. West Chester, 1979
Jim Snyder (19-107), Dave Bingham (11-30),
Barry Kennedy (10-38), Frank Bell (10-8)
 at Mansfield, 1978

2 Players with All of Team's Carries

- Matt Brunetti (24-92), Jimmy Terwilliger (12-59)
 vs. Bentley, 2006
Orlando Williams (13-45), Damian Poalucci (6-0)
 at Eastern Kentucky, 1995

Single Season

- 220 Andre Castiglioni 2000
- 213 Andre Castiglioni 2001
- 209 Gunner Anglovich 2021
- 208 Rick Sterner 1991
- 198 Jaymar Anderson 2017
- 197 Derek Lucas 2005
- 190 Robert Healy 2016
Pete Radocha 1975
- 182 James Franklin [QB] 1994
Frank Bell 1978
- 176 Robert Healy (R-FR) 2013

Career

- 677 Robert Healy 2013-16
- 603 Rick Sterner 1988-92
- 475 Kendrick Williams 2009-12
- 473 Andre Castiglioni 1998-01
- 428 Dell Walker 1981-83
- 421 Jimmy Terwilliger [QB] 2003-06
Derek Lucas 2002-05
- 409 Harold Strunk 1974-77
- 401 Pete Radocha 1974-76
- 398 Jim Snyder 1977-80

100 Yard Rushing Games

Consecutive Games

- 5 Stewart Ford (FR) 1997
- 4 Andre Castiglioni 2000
- 3 Jaymar Anderson 2017
Robert Healy (2x) 2016
Andre Castiglioni 2001
Pete Radocha 1976

Single Season

- 7 Andre Castiglioni 2001
- 6 Jaymar Anderson 2017
Robert Healy 2016
Andre Castiglioni 2000
- 5 Robert Healy (R-FR) 2013
Andre Myers 1998
Stewart Ford (FR) 1997
Pete Radocha 1976

Career

- 16 Robert Healy 2013-16
- 14 Andre Castiglioni 1999-01
- 10 Jaymar Anderson 2016-18
- 8 Derek Lucas 2002-05
- 7 Greg Vaughn 2000-03
Jim Snyder 1978-80
- 6 Harold Strunk 1974-77
Pete Radocha 1974-76
- 5 Matt Soltes [QB] 2012-15
Kendrick Williams 2009-12
Jimmy Terwilliger [QB] 2003-06
Stewart Ford 1997-99
Andre Myers 1996-99
Rick Sterner 1988-92

Two 100-Yard Rushers, Game

- 2013 at Shippensburg (Healy 189, Soltes 117)
2012 vs. Cheyney (Deery 167, Williams 151)
2005 vs. SCSU (NCAA) (Lucas 218, Terwilliger 115)
2003 at Cheyney (Vaughn 174, Lucas 115)
1994 at Springfield (Killian 136, Williams 111)
1993 vs. Bloomsburg (Leak 163, Franklin 125)
1990 at Buffalo (Watkins 114, Leak 105)
1970 at Mansfield (Mummaw 124, Gish 100)
1968 at California (PSAC) (Grant 139, Pitzer 106)

Most Rushing Yards, Teammates

- 346 2007 at Cheyney (Joe Partridge 284, Brant Quick 62)
333 2005 vs. SCSU (Derek Lucas 218, J. Terwilliger 115)
318 2012 vs. Cheyney (Eric Deery 167, K. Williams 151)
306 2013 at Ship (Robert Healy 189, Matt Soltes 117)

100-YARD RUSHING GAMES (SINCE 1968)

	2021		2004		1988
Yds. Player, Opponent carries					
140 Gunner Anglovich vs. Pace 23		103 Derek Lucas vs. C.W. Post (NCAA) 13		105 Ramon Leak at Buffalo (FR) 20	
112 Gunner Anglovich vs. Kutztown 18		158 Derek Lucas vs. Millersville 17		150 Rick Sterner at Mansfield (FR) 35	
139 Gunner Anglovich vs. Millersville 21		156 Derek Lucas vs. Clarion 17		123 Kelly Gabriel vs. Cheyney 35	
114 Tyriq Lewis vs. Bloomsburg 22		195 Derek Lucas at Kutztown 28		1987	
121 Gunner Anglovich vs. Gannon 27		130 Maurice Stallings at Mansfield 12		110 Elroy Denegal at Kutztown (FR) 17	
	2019	101 J. Terwilliger vs. Edinboro (NCAA) [QB] 16		192 Elroy Denegal vs. SCSU (FR) 25	
177 Devante Robinson vs. Clarion 28		2003		1986	
	2018	133 Greg Vaughn at Shepherd 19		106 Gary Garver vs. Clarion 15	
239 Jaymar Anderson vs. Seton Hill 32		125 J. Terwilliger vs. Bloomsburg (R-FR) [QB] 21		123 Gary Garver vs. Cheyney 33	
132 Jaymar Anderson vs. Lock Haven 28		174 Greg Vaughn at Cheyney 21		1985	
117 Jaymar Anderson vs. Kutztown 19		115 Derek Lucas at Cheyney 10		108 Brooks Perkins vs. Montclair 20	
175 Jaymar Anderson at Bloomsburg 17		116 Greg Vaughn at Millersville 23		116 Brooks Perkins at Edinboro 30	
133 Devante Robinson vs. Ohio Dominican 13		173 Derek Lucas at Kutztown 21		113 Mike Sobeski at Millersville 15	
	2017	2002		1983	
125 Jaymar Anderson at Fairmont State 26		133 Greg Vaughn vs. Cheyney 11		154 Dell Walker vs. West Chester 30	
151 Jaymar Anderson at IUP 25		119 Greg Vaughn vs. Millersville 22		1982	
131 Jaymar Anderson vs. Mercyhurst 22		170 Greg Vaughn vs. Kutztown 31		162 Dell Walker at Montclair 25	
105 Jaymar Anderson at Cheyney 19		2001		1981	
119 Jaymar Anderson at West Chester 13		149 Andre Castiglioni vs. Clarion 29		112 Dell Walker at Cent. Conn St 28	
200 Jaymar Anderson at Lock Haven 30		187 Andre Castiglioni vs. West Chester 32		117 Dell Walker at Cheyney 22	
	2016	157 Andre Castiglioni at Shepherd 24		102 Sam Granteed vs. Mansfield 25	
139 Robert Healy at Breard 26		118 Andre Castiglioni at Kutztown 24		1980	
157 Robert Healy vs. IUP 17		104 Andre Castiglioni vs. Bloomsburg 21		222 Jim Snyder vs. Kutztown 33	
256 Robert Healy at Mercyhurst 30		104 Andre Castiglioni at Mansfield 22		138 Bill Nast at Mansfield 30	
108 Robert Healy vs. Cheyney 20		119 Andre Castiglioni vs. Edinboro 23		128 Jim Snyder vs. IUP 26	
163 Robert Healy at Millersville 31		2000		1979	
124 Robert Healy vs. Kutztown 23		154 Andre Castiglioni at Clarion 26		132 Jim Snyder at Cortland 24	
	2015	128 Andre Castiglioni at West Chester 21		136 Jim Snyder at Kutztown 17	
115 Matt Soltes at Lock Haven [QB] 15		148 Andre Castiglioni at Glenville State 24		145 Jim Snyder vs. Millersville 29	
131 Robert Healy vs. Bloomsburg 27		160 Andre Castiglioni vs. Shepherd 26		1978	
116 Robert Healy at West Chester 11		132 Nate Pendry vs. Millersville (R-FR) 13		103 Frank Bell vs. Cortland 11	
	2014	152 Andre Castiglioni vs. Shippensburg 30		107 Jim Snyder at Mansfield 19	
117 Robert Healy vs. Lock Haven 15		161 Greg Vaughn at Cheyney (R-FR) 29		106 Jim Snyder at Clarion (PSAC) 11	
111 Matt Soltes at Shippensburg [QB] 13		115 Andre Castiglioni at Edinboro 21		1977	
117 Robert Healy at Millersville 26		1999		169 Harold Strunk at Cheyney 28	
112 Robert Healy at Gannon 16		151 Andre Castiglioni vs. Cheyney 18		105 Harold Strunk vs. Mansfield 14	
	2013	1998		193 Harold Strunk at Cortland 17	
111 Robert Healy at Seton Hill (R-FR) 16		114 Andre Myers at New Hampshire 19		167 Harold Strunk vs. West Chester 31	
189 Robert Healy at Shippensburg (R-FR) 20		113 Andre Myers vs. Slippery Rock 27		1976	
117 Matt Soltes at Shippensburg [QB] 19		133 Andre Myers at Shippensburg 21		130 Pete Radocha at Montclair 25	
132 Robert Healy vs. Clarion (R-FR) 14		211 Andre Myers at Cheyney 21		174 Pete Radocha at West Chester 20	
146 Robert Healy at Kutztown (R-FR) 21		267 Andre Myers vs. Mansfield 34		207 Pete Radocha vs. Kutztown 31	
158 Robert Healy vs. Millersville (R-FR) 19		1997		105 Mike Terwilliger vs. Cheyney [QB] 9	
	2012	128 Stewart Ford at Kutztown (FR) 22		213 Harold Strunk at Millersville 36	
167 Eric Deery vs. Cheyney 19		110 Stewart Ford vs. West Chester (FR) 11		107 Harold Strunk vs. Cortland 19	
151 Kendrick Williams vs. Cheyney 11		140 Stewart Ford at IUP (FR) 22		184 Pete Radocha vs. Morgan State 28	
131 Matt Soltes at LIU Post (R-FR) [QB] 12		222 Stewart Ford at Cheyney (FR) 26		183 Pete Radocha at Shippensburg (PSAC) 30	
126 Matt Soltes at Millersville (R-FR) [QB] 10		151 Stewart Ford vs. Mansfield (FR) 27		1975	
	2011	1996		157 Pete Radocha vs. Millersville 30	
101 Kendrick Williams vs. Pace 9		117 Joe Pawloski at Bloomsburg 24		154 Ed Guers at Bloomsburg 12	
105 Kendrick Williams at Cheyney 25		1995		1974	
106 Eric Deery vs. Edinboro 11		106 Orlando Williams vs. AIC 16		132 Don Ford at Montclair 21	
	2010	179 Joe Pawloski at Cheyney 13		104 Bob Rinaldi vs. Kutztown (FR) 29	
127 Kendrick Williams at Millersville 18		115 Joe Pawloski vs. Mansfield 9		143 Bob Rinaldi vs. Cortland (FR) 19	
119 Kendrick Williams vs. Shippensburg 21		1994		118 Pete Radocha vs. Bloomsburg 18	
	2009	136 Jason Killian at Springfield 9		1970	
107 Zach Krise at Virginia Union 26		111 Orlando Williams at Springfield 20		124 Steve Mummaw at Mansfield [QB] 6	
184 Zach Krise at Gannon 28		150 James Franklin vs. SCSU [QB] 28		100 Ralph Gish at Mansfield 10	
121 Eric Deery at Cheyney (FR) 15		128 Orlando Williams at Mansfield 20		107 Bob Lester at Millersville 21	
102 Eric Deery vs. Millersville (FR) 18		1993		1969	
	2007	145 Jason Killian at SCSU (R-FR) 13		125 Bob Lester at Cheyney 17	
115 Brant Quick at Lock Haven (R-FR) 22		109 James Franklin vs. Mansfield [QB] 15		1968	
284 Joe Partridge at Cheyney 34		125 James Franklin vs. Bloomsburg [QB] 19		109 Augie Grant vs. Cheyney 3	
105 Joe Partridge at Kutztown 22		163 Ramon Leak vs. Bloomsburg 28		113 John Pitzer at Mansfield 15	
	2006	129 Ramon Leak vs. AIC 16		104 John Pitzer at Millersville 23	
118 Jimmy Terwilliger at Millersville [QB] 14		1992		139 Augie Grant at California (PSAC) 13	
136 Jimmy Terwilliger vs. West Chester [QB] 9		154 Rick Sterner vs. California 29		106 John Pitzer at California (PSAC) 23	
106 Matt Brunetti vs. Kutztown 18		105 Ramon Leak at Mansfield 22			
	2005	1991			
111 Derek Lucas at Millersville 17		211 Rick Sterner vs. Mansfield 27			
157 Derek Lucas at Clarion 20		102 Rick Sterner vs. West Chester 21			
218 Derek Lucas vs. SCSU (NCAA) 28		199 Rick Sterner vs. Buffalo 29			
115 Jimmy Terwilliger vs. SCSU (NCAA) [QB] 10		1990			
170 Anthony Carfagno at Bloomsburg (NCAA) 19		130 Johnny Lee Davis vs. Cheyney 18			
		114 Derek Watkins at Buffalo (FR) 16			

QB RUSHING / SCORING / KICKING POINTS

Rushing Yards by Quarterback

Single Game (since 1968)

1.	150	James Franklin vs. SCSU	1994
2.	136	J. Terwilliger vs. West Chester	2006
3.	131	Matt Soltes at LIU Post (R-FR)	2012
4.	126	Matt Soltes at Millersville (R-FR)	2012
5.	125	J. Terwilliger vs. Bloomsburg (R-FR)	2003
		James Franklin vs. Bloomsburg	1993
7.	124	Steve Mummaw at Mansfield	1970
8.	118	Jimmy Terwilliger at Millersville	2006
9.	117	Matt Soltes at Shippensburg	2013
10.	115	Matt Soltes at Lock Haven	2015
11.	115	J. Terwilliger vs. SCSU (NCAA)	2005
12.	111	Matt Soltes at Shippensburg	2014
13.	109	James Franklin vs. Mansfield	1993
14.	105	Mike Terwilliger vs. Cheyney	1976
15.	101	J. Terwilliger vs. Edinboro (NCAA)	2004

Single Season (400+)

1.	543	James Franklin	1994
2.	536	Matt Soltes (R-FR)	2012
3.	504	Jimmy Terwilliger	2006
4.	472	Matt Soltes	2013
5.	466	Jimmy Terwilliger	2004
6.	446	Jake Cirillo	2019

Career

1.	1,714	Jimmy Terwilliger	2003-06
2.	1,494	Matt Soltes	2012-15
3.	1,077	James Franklin	1991-94
4.	857	Jake Cirillo	2017-pres.
5.	654	Matt Marshall	2007-10
6.	606	Glen Ray	1964-65#
7.	469	Mike Terwilliger	1974-77
8.	463	Jeremy Palm	1998-02

Ray's 1963 season not available

Rushing Touchdowns by Quarterback

Single Season

1.	7	James Franklin	1994
2.	6	Bill Dukett	1968
3.	5	Jimmy Terwilliger (R-FR)	2003

Career

1.	13	Jimmy Terwilliger	2003-06
2.	10	James Franklin	1991-94
3.	9	Bill Dukett	1967-69
4.	7	Jake Cirillo	2017-pres.
		Matt Soltes	2012-15
		Barry Kennedy	1977-80
		Steve Mummaw	1969-71

Scoring

Year	Player	TD	FG	X-Pt	Pts.
2021	Devin Bartholomew	0	11	29	62
2019	Jordan Walters	0	16	40	88
2018	Jordan Walters	0	8	31	55
2017	Jordan Walters	0	9	22	49
2016	Robert Healy	19	0	0	114
2015	Jon Schnaars	22	0	1	134
2014	Robert Healy	14	0	0	84
	Jon Schnaars	14	0	0	84
2013	Taylor Groff	0	7	52	73
2012	Taylor Groff	0	15	48	93
2011	Taylor Groff	0	11	17	50
2010	Taylor Groff	0	16	39	87
2009	Drew Reinhard	0	8	40	64
2008	Greg Knauss	0	12	49	85
2007	Greg Knauss	0	13	26	65
2006	Evan Prall	20	0	0	120
2005	Anthony Carfagno	23	0	0	138
	Evan Prall	23	0	0	138
2004	Anthony Carfagno	19	0	0	114
2003	Anthony Carfagno	14	0	0	84
2002	Anthony Carfagno	11	0	0	66
2001	John Kotarsky	9	0	0	54
2000	Mike Berry	0	4	24	36
1999	J.D. Stern	0	11	29	62
1998	Jason Klush	12	0	0	72
1997	Stewart Ford	12	0	0	72
1996	Mike Mancuso	16	0	0	96
1995	Joe Pawloski	10	0	0	60
1994	Matt Seagreaves	0	15	23	68
1993	Steve Stuttle	11	0	0	66
1992	Ed Detwiler	0	13	23	62
1991	Ed Detwiler	0	15	34	79
1990	Ken Kopetchny	12	0	0	72
1989	Ed Detwiler	0	13	22	61
1988	Todd McNamee	0	7	12	33
1987	Todd McNamee	0	6	10	28
1986	Mike Augustin	0	6	9	27
1985	Mike Augustin	0	12	13	49
1984	Tim Bishop	9	0	1	56
1983	Joey Pingatore	2	12	28	76
1982	Dell Walker	9	0	0	54
1981	Dell Walker	5	0	0	30
1980	Scott Taylor	0	8	18	42
	Tommy Meier	7	0	0	42
1979	Scott Taylor	0	9	17	44
1978	Frank Bell	10	0	0	60
1977	Harold Strunk	15	0	0	90
1976	Pete Radocha	11	0	0	66
1975	Pete Radocha	13	1	1	83
1974	Bob Boyd	0	6	15	33
1973	Five Tied with 12 Points Each				
1972	Mark Hoffner	5	0	2	34
1971	Mark Hoffner	7	0	0	42
1970	Glenn Gottshalk	10	0	2	64
1969	Augie Grant	9	0	1	56
1968	John Pitzer	8	0	1	50
1967	John Pitzer	8	0	0	48
1966	Jim Waite	5	0	8	38
1965	Barry Roach	11	0	0	66
1964	Glen Ray	9	0	0	54
1963	Toby Barkman	8	0	1	49
1962	Toby Barkman	13	0	2	80
1961	Toby Barkman	15	0	0	90
1960	William Race	5	0	0	30
	Frank Lupin	5	0	0	30

Kicking Points

Year	Player	Pts	FG	X-Pt
2021	Devin Bartholomew	62	11-17	29-29
2019	Jordan Walters	88	16-19	40-40
2018	Jordan Walters	55	8-14	31-34
2017	Jordan Walters	49	9-13	22-24
2016	Nicolas Ruiz	67	8-14	43-46
2015	Nicolas Ruiz	74	8-11	50-54
2014	Matt Smith	59	5-6	44-52
2013	Taylor Groff	73	7-15	52-61
2012	Taylor Groff	93	15-23	48-48
2011	Taylor Groff	50	11-14	17-19
	John Schubert	22	4-6	10-10
2010	Taylor Groff	87	16-21	39-41
2009	Drew Reinhard	64	8-15	40-48
2008	Greg Knauss	85	12-19	49-50
2007	Greg Knauss	65	13-19	26-28
2006	Eric Petters	61	6-10	43-52
2005	Mark Brubaker	116	14-19	74-79
2004	Mark Brubaker	82	11-17	49-58
	Ken Parrish	1	0	1-1
2003	Mark Brubaker	64	6-8	46-51
2002	Matt Huber	37	1-2	34-37
	Mark Brubaker	25	8-14	1-1
2001	Mike Berry	49	6-11	31-36
2000	Mike Berry	36	4-11	24-31
1999	J.D. Stern	62	11-20	29-30
1998	J.D. Stern	46	8-18	22-28
1997	J.D. Stern	43	8-13	19-21
	Brian Mitchell	5	0	5-8
1996	Matt Seagreaves	70	10-18	40-45
	J.D. Stern	5	1-1	2-2
1995	Matt Seagreaves	39	5-9	24-28
1994	Matt Seagreaves	68	15-26	23-29
1993	Mike Kramer	24	1-7	21-34
1992	Ed Detwiler	62	13-25	23-27
1991	Ed Detwiler	79	15-25	34-37
1990	Ed Detwiler	60	9-25	33-34
1989	Ed Detwiler	61	13-16	22-23
1988	Todd McNamee	33	7-19	12-14
1987	Todd McNamee	28	6-12	10-11
	Pat Dukes	5	0-3	5-6
1986	Mike Augustin	27	6-13	9-11
1985	Mike Augustin	49	12-20	13-17
1984	Joey Pingatore	51	8-16	21-24
1983	Joey Pingatore	76	12-16	28-30
1982	Joey Pingatore	52	9-16	25-26
	Joe Ogeka	13	2-3	7-7
	Mike Augustin	3	1-1	0
1981	Scott Taylor	29	5-12	14-14
	Joe Ogeka	5	1-1	2-2
1980	Scott Taylor	42	8-12	18-19
	Joe Ogeka	7	0-1	7-7
1979	Scott Taylor	44	9-16	17-17
1978	Jack Rogers	58	10-19	28-38
1977	Jack Rogers	38	5-7	23-23
1976	Jack Rogers	33	1-6	30-35
	Len Burkhardt	2	0	2-3
	Pete Radocha	0	0-2	0-1
1975	Robert Boyd	33	3-6	24-27
	Pete Radocha	3	1-7	0
1974	Robert Boyd	33	6-10	15-17
	Pete Radocha	0	0-3	0
1973	Joe McMonagle	10	2-3	4-6
	Len Burkhardt	7	0-4	7-10
	Tom Kozlosky	0	0-2	0
1972	Bob York	15	0	15
1971	Bob York	16	0	16-22
1970	Bob York	26	3	17
1969	Bob York	23	2	17-26
1968	Dan Staats	45	3	36
1967	Dan Staats	17	0	17-26
	Art Durham	3	0	0
	Gary Childs	2	0	2-3
1966	n/a			
1965	n/a			
1964	James Scagliotti	32		
1963	n/a			
1962	George Wasilchak	11		
	Robert Tonkin	3		
1961	Russell Rodgers	16		
	Nick Forsette	1		
	Edward Becker	1		
	Henry Mowery	1		
1960	Russell Rodgers	24		
	Edward Becker	1		
	Kenneth Hendricks	1		
	Joe Heverin	1		

TOTAL OFFENSE RECORDS

Total Offense

Single Game (since 1974) (11 QB's with 400+ yard game)

1.	666	Matt Soltes at LIU Post (R-FR)	2012
2.	616	Matt Soltes vs. Shippensburg	2015
3.	597	Damian Poalucci at Mansfield	1996
4.	552	J. Terwilliger at C.W. Post	2005
5.	545	Damian Poalucci vs. Cheyney	1996
6.	544	Ray Wagner at Kutztown	2011
7.	542	Matt Soltes vs. Bloomsburg	2013
		Damian Poalucci at New Haven	1996
9.	536	Matt Soltes vs. Lock Haven	2013
10.	532	Matt Soltes at Edinboro	2014
11.	527	Matt Soltes at Shippensburg	2014
12.	512	Damian Poalucci at Bloomsburg	1996
		James Franklin vs. SCSU	1994
14.	501	J. Terwilliger vs. Bloomsburg (R-FR)	2003
15.	497	Ray Wagner vs. C.W. Post	2011
16.	483	Damian Poalucci vs. SCSU	1996
17.	481	Matt Soltes vs. Clarion	2013
18.	471	Matt Marshall at Kutztown	2009
		J. Terwilliger vs. Bloomsburg	2005
20.	467	Matt Soltes at LIU Post	2014
21.	463	Matt Soltes at Mercyhurst (R-FR)	2012
22.	461	Matt Soltes vs. Gannon	2015
23.	459	J. Terwilliger vs. SCSU (NCAA)	2005
24.	445	Matt Soltes vs. Edinboro	2015
25.	439	J. Terwilliger vs. California	2006
26.	435	Matt Soltes at Cheyney	2015
		Tim Roken at Clarion	2008
		Damian Poalucci vs. AIC	1995
29.	429	Matt Soltes at Lock Haven	2015
30.	426	Matt Marshall vs. Kutztown	2010
		Jeremy Palm vs. Edinboro	2002
32.	424	Tim Roken vs. Shippensburg	2008
33.	422	J. Terwilliger vs. Millersville	2004
34.	421	J. Terwilliger vs. Mansfield (R-FR)	2003
		James Franklin at Bloomsburg	1994
36.	420	J. Terwilliger vs. Edinboro (NCAA)	2004
		Andy Baranek at Millersville	1982
38.	419	Jake Cirillo vs. Ohio Dominican	2018
		Matt Soltes at Cheyney	2013
		J. Terwilliger vs. C.W. Post (NCAA)	2005
41.	412	Damian Poalucci at Elon	1997
42.	409	J. Terwilliger vs. Cheyney	2004
43.	408	J. Terwilliger vs. West Chester	2004
44.	401	Bret Comp vs. Shippensburg (NCAA)	1991

400 Yard Games, Career

14	Matt Soltes	2012-15
11	Jimmy Terwilliger	2003-06
7	Damian Poalucci	1994-97
2	Wagner, Marshall, Roken, Franklin	
1	Cirillo, Palm, Comp, Baranek	

300 Yard Games, Career

29	Jimmy Terwilliger	2003-06
24	Matt Soltes	2012-15
13	Damian Poalucci	1994-97
8	Matt Marshall	2007-10
	James Franklin	1991-94
6	Ray Wagner	2008-11
5	Jeremy Palm	1998-02
4	Tim Roken	2007-08
	Andy Baranek	1982-84
3	Bret Comp	1989-92

300 Yard Games, Season

9	Jimmy Terwilliger	2004, 2005
7	Damian Poalucci	1996
6	Matt Soltes	2012 (R-FR), 2013, 2014, 2015
	Ray Wagner (2011), Jimmy Terwilliger (2006)	

300 Yard Games, Consecutive

8	Jimmy Terwilliger	2004-05
5	Matt Soltes	2014
(4)	Matt Soltes (R-FR)	2012

Single Season (2,500 yds)

1.	4,960	Jimmy Terwilliger	2005
2.	4,292	Jimmy Terwilliger	2004
3.	4,110	Matt Soltes	2015
4.	3,883	Damian Poalucci	1996
5.	3,716	Matt Soltes	2013
6.	3,470	Jimmy Terwilliger	2006
7.	3,377	Ray Wagner	2011
8.	3,342	Jimmy Terwilliger (R-FR)	2003
9.	3,251	Matt Marshall	2009
10.	3,158	Matt Soltes (R-FR)	2012
11.	3,129	James Franklin	1994
12.	3,054	Matt Soltes	2014
13.	2,815	Matt Marshall	2010
14.	2,635	Damian Poalucci	1997

Season - Per Game

1.	388.3	Damian Poalucci	1996
2.	381.8	Matt Soltes	2014
3.	373.6	Matt Soltes	2015
4.	357.6	Jimmy Terwilliger	2004
5.	354.3	Jimmy Terwilliger	2005
6.	337.8	Matt Soltes	2013
7.	315.8	Matt Soltes (R-FR)	2012
8.	315.5	Jimmy Terwilliger	2006
9.	312.9	James Franklin	1994
10.	307.0	Ray Wagner	2011
11.	303.8	Jimmy Terwilliger (R-FR)	2003
12.	270.9	Matt Marshall	2009
13.	269.0	Tim Roken	2007
14.	265.9	Bill Dukett	1969

Career

1.	16,064	Jimmy Terwilliger	2003-06
2.	14,038	Matt Soltes	2012-15
3.	8,569	Damian Poalucci	1994-97
4.	7,057	Matt Marshall	2007-10
5.	6,854	Jeremy Palm	1998-02
6.	6,774	Bret Comp	1989-92
7.	5,764	James Franklin	1991-94
8.	5,302	Bill Dukett	1967-69
9.	5,228	Andy Baranek	1982-84
10.	4,268	Mike Terwilliger	1974-77

Career - Per Game

1.	351.0	Matt Soltes	2012-15
2.	334.7	Jimmy Terwilliger	2003-06

300 Passing Yards, 100 Rushing Yards

314 - 115	Matt Soltes at Lock Haven	2015
416 - 111	Matt Soltes at Shippensburg	2014
535 - 131	Matt Soltes at LIU Post (R-FR)	2012
344 - 115	J. Terwilliger vs. SCSU (NCAA)	2005
319 - 101	J. Terwilliger vs. Edinboro (NCAA)	2004
376 - 125	J. Terwilliger vs. Bloom (R-FR)	2003
362 - 150	James Franklin vs. SCSU	1994

Most Offensive Plays

Single Game (Plays, Yards)

78	616	Matt Soltes vs. Shippensburg	2015
72	333	James Franklin vs. Millersville	1994
71	542	Damian Poalucci at New Haven	1996
	512	James Franklin vs. SCSU	1994
68	419	Jake Cirillo vs. Ohio Dominican (R-FR)	2018
68	376	Matt Soltes at Shippensburg	2013
67	527	Matt Soltes at Shippensburg	2014
66	426	Matt Marshall vs. Kutztown	2010

Total Plays - Single Season

1.	564	Matt Soltes	2015
2.	551	Jimmy Terwilliger	2005
3.	546	James Franklin	1994
4.	505	Damian Poalucci	1996

Season - Per Game

1.	54.6	James Franklin	1994
2.	51.3	Matt Soltes	2015
3.	50.5	Damian Poalucci	1996

CAREER TOTAL OFFENSE

Year	Plays	Pass Yds	Rush Yds	Total
1. Jimmy Terwilliger				
2003	441	2,987	355	3,342
2004	459	3,826	466	4,292
2005	551	4,571	389	4,960
2006	451	2,966	504	3,470
Totals	1,902	14,350	1,714	16,064
2. Matt Soltes				
2012	377	2,622	536	3,158
2013	447	3,244	472	3,716
2014	376	2,778	276	3,054
2015	564	3,900	210	4,110
Totals	1,764	12,544	1,494	14,038
3. Damian Poalucci				
1994	15	51	-10	41
1995	398	2,041	-31	2,010
1996	505	3,831	112	3,883
1997	447	2,731	-96	2,635
Totals	1,365	8,654	-85	8,569
4. Matt Marshall				
2007	4	15	-4	11
2008	117	937	43	980
2009	471	2,938	313	3,251
2010	441	2,513	302	2,815
Totals	1,033	6,403	654	7,057
5. Jeremy Palm				
1998	23	41	28	69
1999	236	1,402	9	1,411
2000	186	824	151	975
2001	329	1,924	94	2,018
2002	342	2,200	181	2,381
Totals	1,116	6,391	463	6,854
6. Bret Comp				
1989	94	401	25	426
1990	309	1,860	-57	1,803
1991	409	2,434	16	2,450
1992	418	1,966	129	2,095
Totals	1,230	6,661	113	6,774
7. James Franklin				
1991	38	145	69	214
1992	24	44	70	114
1993	388	1,912	395	2,307
1994	546	2,586	543	3,129
Totals	996	4,687	1,077	5,764
8. Jake Cirillo				
2018	262	1,207	251	1,458
2019	367	1,862	446	2,308
2021	280	1,515	160	1,675
2022	--	--	--	--
Totals	909	4,584	857	5,441
9. Bill Dukett				
1967	234	1,302	-12	1,290
1968	303	1,811	74	1,885
1969	324	2,084	43	2,127
Totals	861	5,197	105	5,302
10. Andy Baranek				
1982	389	2,067	-42	2,025
1983	215	1,171	-39	1,132
1984	361	2,295	-224	2,071
Totals	905	5,553	-305	5,228
11. Mike Terwilliger				
1974	132	531	75	606
1975	248	1,233	198	1,431
1976	234	1,185	136	1,321
1977	197	850	60	910
Totals	811	3,799	469	4,268

PASSING RECORDS

Yards

Single Game (11 QB's with 400+ yard game)

1.	616	Damian Poalucci at Mansfield	1996
2.	594	Matt Soltes vs. Shippensburg	2015
3.	546	Jimmy Terwilliger at C.W. Post	2005
4.	535	Matt Soltes at LIU Post (R-FR)	2012
5.	527	Damian Poalucci at New Haven	1996
6.	522	Ray Wagner at Kutztown	2011
7.	503	Ray Wagner vs. C.W. Post	2011
8.	502	Matt Soltes at Edinboro	2014
9.	494	Damian Poalucci vs. Cheyney	1996
10.	493	Damian Poalucci at Bloomsburg	1996
11.	476	Matt Soltes vs. Bloomsburg	2013
12.	472	Damian Poalucci vs. SCSU	1996
13.	462	Matt Soltes vs. Lock Haven	2013
14.	452	Andy Baranek at Millersville	1982
15.	444	Matt Soltes vs. Clarion	2013
16.	438	Matt Soltes vs. Edinboro	2015
17.	435	Matt Soltes vs. Gannon	2015
18.	432	Bill Dukett vs. Edinboro	1968
19.	430	Matt Marshall at Kutztown	2009
20.	429	Damian Poalucci vs. AIC	1995
21.	427	Bret Comp vs. Ship (NCAA)	1991
22.	420	Tim Roken at Clarion	2008
23.	419	Matt Soltes at Cheyney	2015
24.	418	Jake Cirillo vs. Ohio Dominican	2018
25.	416	Matt Soltes at Shippensburg	2014
26.	414	Tim Roken vs. Shippensburg	2008
27.	412	Jimmy Terwilliger at Bloomsburg	2006
28.	406	Damian Poalucci at Elon	1997
29.	405	Will Burch at Bloomsburg	1998

Quarter (since 2002)

250	2nd	Jimmy Terwilliger vs. Cheyney	2004
237	2nd	Ray Wagner vs. C.W. Post	2011
233	2nd	Matt Soltes vs. Lock Haven	2013
230	3rd	Jimmy Terwilliger at C.W. Post	2005
(1st Quarter)			
181		Tim Roken at Clarion	2008
(4th Quarter)			
204		Jake Cirillo vs. Ohio Dominican (R-FR)	2018
187		J. Terwilliger vs. Bloomsburg	2003

Half (all-time)

375	1st	Ray Wagner vs. Pace	2011
357	1st	Matt Soltes vs. Clarion	2013
355	2nd	Damian Poalucci at Mansfield	1996
353	1st	Ray Wagner vs. C.W. Post	2011
353	1st	Jimmy Terwilliger vs. Cheyney	2004

Consecutive Games

1,110 Poalucci (494 Cheyney, 616 Mansfield) ... 1996

3 Games

1,422 Wagner (397 - 522 - 503) ... 2011

4 Games

1,753 Poalucci (494 - 616 - 150 - 493) ... 1996

5 Games

2,010 Poalucci (305 - 368 - 227 - 494 - 616) ... 1996

2 Players with 100+ Yards Passing, Game

Cirillo (123), Moser (112) ... vs. Lock Haven, 2018
Moser (118), DiGiorgio (115) ... vs. Millersville, 2017
DiGiorgio (347), Campbell (121) ... vs. Lock Haven, 2016
Daniels (131), Soltes (114) ... vs. Shippensburg, 2012
Daniels (182), Wagner (172) ... vs. Millersville, 2011
Marshall (258), Roken (150) ... at Millersville, 2008
Terwilliger (195), DeLuise (104) ... vs. Cheyney, 2004
Taylor (150), Comp (113) ... at Kutztown, 1989

Single Season (2,500 yds)

1.	4,571	Jimmy Terwilliger	2005
2.	3,900	Matt Soltes	2015
3.	3,831	Damian Poalucci	1996
4.	3,826	Jimmy Terwilliger	2004
5.	3,244	Matt Soltes	2013
6.	3,226	Ray Wagner	2011
7.	2,987	Jimmy Terwilliger (R-FR)	2003
8.	2,966	Jimmy Terwilliger	2006
9.	2,938	Matt Marshall	2009
10.	2,778	Matt Soltes	2014
11.	2,731	Damian Poalucci	1997
12.	2,622	Matt Soltes (R-FR)	2012
13.	2,586	James Franklin	1994
14.	2,513	Matt Marshall	2010

Career

1.	14,350	Jimmy Terwilliger	2003-06
2.	12,544	Matt Soltes	2012-15
3.	8,654	Damian Poalucci	1994-97
4.	6,661	Bret Comp	1989-92
5.	6,403	Matt Marshall	2007-10
6.	6,391	Jeremy Palm	1998-02
7.	5,533	Andy Baranek	1982-84
8.	5,197	Bill Dukett	1967-69
9.	4,687	James Franklin	1991-94
10.	4,583	Jake Cirillo	2017-present
11.	3,933	Tim Roken	2007-08

Season - per game (250+)

1.	383.1	Damian Poalucci	1996
2.	354.5	Matt Soltes	2015
3.	347.2	Matt Soltes	2014
4.	326.5	Jimmy Terwilliger	2005
5.	318.8	Jimmy Terwilliger	2004
6.	294.1	Matt Soltes	2013
7.	293.3	Ray Wagner	2011
8.	273.1	Damian Poalucci	1997
9.	271.5	Jimmy Terwilliger (R-FR)	2003
10.	269.6	Jimmy Terwilliger	2006
11.	266.2	Matt Soltes (R-FR)	2012
12.	258.6	James Franklin	1994

Freshman Records

Passing Yards, Game

1.	535	Matt Soltes at LIU Post	2012
2.	418	Jake Cirillo vs. Ohio Dominican	2018
3.	394	Matt Soltes at Mercyhurst	2012
4.	380	J. Terwilliger vs. Mansfield	2003
5.	376	J. Terwilliger vs. Bloomsburg	2003
6.	366	J. Terwilliger vs. West Chester	2003

Passing Yards, Season

1.	2,987	Jimmy Terwilliger	2003
2.	2,622	Matt Soltes	2012
3.	1,299	Ben Moser	2017
4.	1,207	Jake Cirillo	2018
5.	531	Mike Terwilliger	1974
6.	401	Bret Comp	1989

Passing Yards, First Career Start (since 1974)

429	Damian Poalucci vs. AIC (25-39, 4 TD)	1995
375	Ray Wagner vs. Pace (13-20, 6 TD)	2011
314	Matt Marshall vs. Cheyney (17-26, 3 TD)	2008
281	Will Burch vs. West Chester (15-28, 2 TD)	1998
260	Tim Roken at Lock Haven (17-31, 4 TD)	2007
256	*Matt Soltes at Clarion (17-32, 1 TD)	2012
251	*J. Terwilliger vs. Lenoir-Rhyne (14-18, 4 TD)	2003
247	Tim DiGiorgio at Bloomsburg (22-39, 1 TD)	2016
234	James Franklin at Kutztown (15-25, 3 TD)	1993
220	Charlie Diskin vs. Montclair (19-26, 1 TD)	1983
209	*Jake Cirillo at Millersville (16-33, 1 TD)	2018

* Redshirt Freshman

500 Yards Passing

Consecutive

2	Ray Wagner	2011
---	------------	------

Single Season

2	Ray Wagner	2011
	Damian Poalucci	1996

Career

3	Matt Soltes	2012-15
2	Ray Wagner	2008-11
	Damian Poalucci	1994-97
1	Jimmy Terwilliger	2003-06

400 Yards Passing

Consecutive

2	Matt Soltes	2015
	Ray Wagner (both 500+)	2011
	Tim Roken	2008
	Damian Poalucci	(2x) 1996

Single Season

5	Damian Poalucci	1996
4	Matt Soltes	2015
3	Matt Soltes	2013

Career

10	Matt Soltes	2012-15
7	Damian Poalucci	1994-97
2	Ray Wagner	2008-11
	Tim Roken	2007-08
	Jimmy Terwilliger	2003-06

300 Yards Passing

Consecutive

8	Jimmy Terwilliger	2004-05
6	Matt Soltes	2015
3	Matt Soltes	2013
	Ray Wagner	2011
	Jimmy Terwilliger (R-FR 2003)	2003, 2005

Single Season

9	Jimmy Terwilliger	2004, 2005
8	Matt Soltes	2015
7	Damian Poalucci	1996
5	Matt Soltes	2013
	Ray Wagner	2011
	Damian Poalucci	1997

Career

26	Jimmy Terwilliger	2003-06
22	Matt Soltes	2012-15
14	Damian Poalucci	1994-97
8	Matt Marshall	2007-10
5	Ray Wagner	2008-11
	Jeremy Palm	1998-02
4	Tim Roken	2007-08
	James Franklin	1991-94
	Bret Comp	1989-92
	Andy Baranek	1982-84

PASSING RECORDS

Touchdown Passes

Single Game (34 games with 5+ by 9 QB's)

1.	9	Matt Soltes vs. Shippensburg	2015
		Jimmy Terwilliger at C.W. Post	2005
3.	8	Jimmy Terwilliger vs. Kutztown	2006
4.	7	Matt Soltes at Cheyney	2015
		Damian Poalucci (3x)	1996
		(vs. Mansfield, vs. Cheyney, vs. SCSU)	
8.	6	Matt Soltes at Edinboro	2014
		Matt Soltes vs. Millersville	2013
		Ray Wagner vs. Pace	2011
		Damian Poalucci vs. New Haven	1996
12.	5	Jake Cirillo at Lock Haven	2019
		Matt Soltes	9 times
		Matt Marshall at Pace	2010
		Tim Roken at Clarion	2008
		Jimmy Terwilliger	6 times
		Jeremy Palm	2 times
		Will Burch vs. Bloomsburg	1998
		Damian Poalucci vs. Bloomsburg	1996
		Steve Mummaw vs. Kutztown	1970

Single Game, Freshman

1.	5	Soltes (at LIU Post, at Mercyhurst)	2012
		J. Terwilliger vs. Mansfield	2003

Quarter

1.	4	Ray Wagner vs. Pace (2nd)	2011
		J. Terwilliger at C.W. Post (3rd)	2005
		J. Terwilliger vs. Cheyney (2nd)	2004
		D. Poalucci vs. Cheyney (3rd)	1996

Half

1.	6	Ray Wagner vs. Pace (1st)	2011
2.	5	Matt Soltes at Cheyney (1st)	2015
		Matt Soltes vs. Millersville (1st)	2015
		Matt Soltes vs. Cheyney (1st)	2014
		Matt Soltes vs. Millersville (1st)	2013
		J. Terwilliger vs. Kutztown (1st)	2006
		J. Terwilliger at Bentley (1st)	2005
		J. Terwilliger at C.W. Post (2nd)	2005
		Jeremy Palm vs. Cheyney (1st)	2001

2 Players with 2+ TD Passes, Game

T. DiGiorgio (3), B. Campbell (2) vs. Lock Haven, 2016
M. Marshall (2), T. Roken (2) at Millersville, 2008
J. Terwilliger (2), J. DeLuise (2) at Mansfield, 2006
A. Baranek (2), R. Gentilella (2) vs. Mansfield, 1983

3 Players with TD Pass, Game

DiGiorgio (1), Campbell (1), Healy (1) vs. Cheyney, 2016
Marshall (2), Roken (2), Shuman (1) at Millersville, 2008

Single Season

1.	50	Jimmy Terwilliger	2005
2.	41	Matt Soltes	2015
3.	40	Damian Poalucci	1996
4.	35	Jimmy Terwilliger	2006
5.	34	Matt Soltes	2013
6.	33	Jimmy Terwilliger	2004
7.	30	Matt Soltes	2014
		Jimmy Terwilliger (R-FR)	2003
9.	26	Matt Marshall	2010
		Matt Marshall	2009

Career

1.	148	Jimmy Terwilliger	2003-06
2.	126	Matt Soltes	2012-15
3.	69	Damian Poalucci	1994-97
4.	62	Jeremy Palm	1998-02
5.	61	Matt Marshall	2007-10
6.	50	Bret Comp	1989-92
7.	45	Bill Dukett	1967-69
8.	41	Andy Baranek	1982-84
9.	36	James Franklin	1991-94
10	34	Jake Cirillo	2018-
11.	33	Mike Terwilliger	1974-77

Consecutive Games with TD Pass

(since 1969)

39	Jimmy Terwilliger	2003-06
23	Matt Marshall	2008-10
18	Matt Soltes	2012-13
14	Bret Comp	1991-92
11	Tim Roken	2007-08

Games with 2+ TD Passes

Consecutive

14	Jimmy Terwilliger	2004-05
9	Matt Marshall	2009-10
	Jimmy Terwilliger	2003-04
6	Jimmy Terwilliger	2005

Single Season

13	Jimmy Terwilliger	2005
11	Jimmy Terwilliger	2004
10	Jimmy Terwilliger (R-FR)	2003

Career

42	Jimmy Terwilliger	2003-06
26	Matt Soltes	2012-15
20	Matt Marshall	2007-10
16	Damian Poalucci	1994-97
	Andy Baranek	1982-84

Consecutive Games with 4+ TD Passes

5	Matt Soltes	2014, 2015
	Jimmy Terwilliger	2005

Games with 5+ TD Passes

Consecutive

5	Matt Soltes	2015
2	Matt Sotes	2014
	Damian Poalucci	(2x) 1996

Career

13	Matt Soltes	2012-15
8	Jimmy Terwilliger	2003-06
5	Damian Poalucci	1994-97

Consecutive Games with 6+ TD Passes

2	Matt Soltes	2015
	Damian Poalucci	(2x) 1996

Consecutive Games with 7+ TD Passes

2	Matt Soltes	2015
---	-------------	------

Damian Poalucci 1996

Non-QB with TD Pass

2016	Robert Healy vs. Cheyney (also ran for 3 TD)	(6 yds to Tommy House)
2015	Jon Schnaars at West Chester (also caught TD)	(66 yds to Joe Welk)
2008	Sam Shuman at Millersville	(16 yds to Drew Stem)
1991	Doug Leonzi vs. Mansfield	(23 yds to Bret Comp)
1988	Rick Sterner vs. Kutztown	(43 yds to Dennis Maitlot)
1985	Mike Augustin at Edinboro	(17 yds to Dave Kelliher)
1984	Ernie Siegrist vs. Kutztown	(57 yds to Tim Bishop)
1982	Dell Walker vs. C.W. Post (also ran for 2 TD)	(49 yds to Bobby Manez)
1978	Jim Villani at Clarion (PASC)	(32 yds to Bill Seidel)
1977	Frank Bell vs. Mansfield	(69 yds to Jamie Meier)
1976	Pete Radocha vs. Cortland	(56 yds to Tom Palubinski)
1976	Pete Radocha at Shippensburg	(28 yds to Dennis Gorman)
1975	Pete Radocha vs. Montclair (also ran for TD)	(10 yds to Grey Seamans)
1975	Pete Radocha vs. Mansfield (also ran, caught TD)	(12 yds to Tom Palubinski)

Throw, Catch, Run for TD

1975	Pete Radocha vs. Mansfield	12 yd pass to Tom Palubinski
		10 yd catch from Mike Terwilliger
		2 yd run

Punter Completed Pass (longest plays)

76	Michael Kramer to Marc Newell	at New Haven, 1996
31	Joey Pingitore	vs. Bloomsburg, 1982
30	Ed Detwiler	vs. SCSU, 1990
30	Bob Boyd to Steve Reese	at Millersville, 1974
9	Jordan Walters to Nasir Murray	vs. Millersville, 2019

Kicker Completed Pass

2	J.D. Stern	vs. Millersville, 1999
14	Ed Detwiler	vs. Buffalo, 1991
17	Mike Augustin to Dave Kelliher (TD)	at Edinboro, 1985

QB Caught Pass

15	Tim Roken from Brant Quick	vs. IUP, 2007
3	Jeremy Palm from John Jeffries	vs. Kutztown, 2002
23	Bret Comp from Doug Leonzi (TD)	vs. Mansfield, 1992
7	Andy Baranek from Dell Walker	at Cheyney, 1983
26	Brian Marshall from Sam Granteed	at Bloomsburg, 1981
9	Joe Swiderek from Dell Walker	at Bloomsburg, 1981

PASSING RECORDS

Passing Efficiency

Single Game (min. 10 attempts)

1.	321.5	Ray Wagner vs. Pace	2011
2.	294.6	Barry Kennedy at Clarion (PSAC)	1978
3.	286.1	Jimmy Terwilliger at C.W. Post	2005
4.	278.7	Matt Soltes vs. Cheyney	2014
5.	270.9	Jeremy Palm vs. Cheyney	2001
6.	268.2	Terwilliger vs. Lenoir-Rhyne (R-FR)	2003 (* 1st career game)

Single Season

1.	186.1	Jimmy Terwilliger	2005
2.	174.1	Jimmy Terwilliger	2004
3.	167.1	Matt Soltes	2013
4.	165.5	Matt Soltes	2014
	165.5	Jimmy Terwilliger	2006
6.	163.3	Damian Poalucci	1996
7.	157.5	Matt Soltes (R-FR)	2012
8.	153.6	Jimmy Terwilliger (R-FR)	2003
9.	150.3	Matt Marshall	2009
10.	147.7	Matt Soltes	2015

Career

1.	170.7	Jimmy Terwilliger	2003-06
2.	158.2	Matt Soltes	2012-15
3.	146.8	Matt Marshall	2007-10
4.	132.8	Damian Poalucci	1994-97
5.	128.6	Tim Roken	2007-08
6.	128.4	Ray Wagner	2008-11
7.	124.1	Bill Dukett	1967-69
8.	121.8	Andy Baranek	1982-84
9.	121.6	Jake Cirillo	2017-pres.
10.	118.5	Bruce Campbell	2014-16
11.	115.6	Bret Comp	1989-92
12.	110.9	Mike Terwilliger	1974-77

Completion Percentage

Single Game (min. 15 completions)

85.3	Matt Soltes vs. Clarion (29-34)	2013
81.1	Soltes vs. West Chester (30-37) (R-FR)	2012
81.0	Tom Taylor at SCSU (17-21)	1989
79.3	Matt Marshall vs. Clarion (23-29)	2009
77.8	J. Terwilliger vs. Bloom (28-36) (R-FR)	2003
77.8	Andy Baranek at West Chester (21-27)	1984

Most Passes without Incompletion, Game

6-6	Joe DeLuise at Mansfield	2006
-----	--------------------------	------

Single Season (60%)

1.	64.2	Jimmy Terwilliger (222-346)	2006
2.	62.3	Jake Cirillo (170-273)	2019
3.	61.8	Jimmy Terwilliger (262-424)	2005
4.	61.7	Andy Baranek (179-290)	1984
5.	61.3	Jimmy Terwilliger (222-362)	2004
6.	61.1	Matt Marshall (214-350)	2010
7.	60.9	Matt Soltes (171-281) (R-FR)	2012
8.	60.4	Matt Soltes (212-351)	2013
	60.4	Matt Marshall (206-341)	2009
10.	60.0	Matt Soltes (180-300)	2014

Career (50%)

1.	61.2	Jimmy Terwilliger (906-1,481)	2003-06
2.	60.3	Matt Marshall (471-781)	2007-10
3.	59.2	Matt Soltes (840-1,418)	2012-15
5.	55.5	Andy Baranek (429-773)	1982-84
6.	55.0	Jake Cirillo (267-464)	2017-pres.
7.	53.5	Steve Mummaw (260-486)	1969-71
8.	53.4	Ray Wagner (245-459)	2008-11
9.	53.2	Bill Dukett (390-733)	1967-69
10.	52.9	Tim Roken (281-531)	2007-08
11.	52.1	Damian Poalucci (556-1,067)	1994-97
12.	51.6	Charlie Diskin (178-345)	1983-85
13.	50.7	Bret Comp (485-956)	1989-92

Completions

Single Game

1.	40	Matt Soltes vs. Shippensburg	2015
----	----	------------------------------	------

2.	38	Steve Mummaw at Lafayette	1970
3.	37	Matt Marshall vs. Kutztown	2010
4.	36	Tim DiGiorgio vs. Lock Haven	2016
		Damian Poalucci at New Haven	1996
6.	35	J. Terwilliger at Bloomsburg	2006
7.	34	J. Cirillo vs. Ohio Dominican (R-FR) 2018	
		Matt Soltes vs. Gannon	2015
		Andy Baranek at Lafayette	1984
10.	33	Matt Soltes at Shippensburg	2014
11.	32	Jake Cirillo at Kutztown	2019
	32	Matt Soltes vs. Bloomsburg	2013
13.	31	Matt Soltes at Edinboro	2014
		Tim Roken vs. Shippensburg	2008
15.	30	M. Soltes vs. West Chester (R-FR)	2012
		Ray Wagner at Kutztown	2011
		Matt Marshall vs. West Chester	2010
		Damian Poalucci at Bloomsburg	1996

Single Season

1.	277	Matt Soltes	2015
2.	262	Jimmy Terwilliger	2005
3.	222	Jimmy Terwilliger	2006
		Jimmy Terwilliger	2004
5.	214	Matt Marshall	2010
		Damian Poalucci	1996
7.	212	Matt Soltes	2013
8.	211	Ray Wagner	2011
9.	206	Matt Marshall	2009
10.	200	Jimmy Terwilliger (R-FR)	2003

Career

1.	906	Jimmy Terwilliger	2003-06
2.	840	Matt Soltes	2012-15
3.	556	Damian Poalucci	1994-97
4.	485	Bret Comp	1989-92
5.	471	Matt Marshall	2007-10
6.	429	Andy Baranek	1982-84
7.	426	Jeremy Palm	1998-02
8.	390	Bill Dukett	1967-69
9.	383	Jake Cirillo	2017-pres.
10.	322	James Franklin	1991-94
11.	281	Tim Roken	2007-08

Attempts

Single Game

1.	70	Matt Soltes vs. Shippensburg	2015
2.	60	Tim DiGiorgio vs. Lock Haven	2016
3.	59	J. Cirillo vs. Ohio Dominican (R-FR)	2018
		Tim Roken vs. Shippensburg	2008
5.	58	Damian Poalucci at New Haven	1996
6.	57	Matt Marshall vs. Kutztown	2010
		Jeremy Palm vs. Millersville	1999
		Steve Mummaw at Lafayette	1970
9.	54	Matt Soltes at Shippensburg	2014
10.	53	Matt Soltes vs. Gannon	2015
11.	52	Ray Wagner vs. Bloomsburg	2011
		Damian Poalucci at Bloomsburg	1996
13.	51	Bruce Campbell vs. West Chester	2014
		Ray Wagner at IUP	2011
		J. Terwilliger vs. WC (R-FR)	2003
		James Franklin vs. Millersville	1994
		Andy Baranek at Bloomsburg	1984
18.	50	Ray Wagner at Kutztown	2011

2 Players with 20+ Attempts

Nate Daniels (9-20-131), Matt Soltes (8-20-114)	
..... vs. Shippensburg, 2012	
Charlie Diskin (11-20-112), Andy Baranek (3-22-51)	
..... at Lehigh, 1983	

4 Players with 5+ Attempts

Will Burch (3-7-16), Drew Baumgardner (2-6-47),	
Geoff Brobst (2-6-20), Jeremy Palm (0-5-0)	
..... at New Hampshire, 1998	

Single Season

1.	486	Matt Soltes	2015
2.	424	Jimmy Terwilliger	2005
3.	396	Ray Wagner	2011
4.	393	Damian Poalucci	1996
5.	364	James Franklin	1994
6.	362	Jimmy Terwilliger	2004
7.	351	Matt Soltes	2013
	351	Damian Poalucci	1997
9.	350	Matt Marshall	2010
10.	349	Jimmy Terwilliger (R-FR)	2003

Career

1.	1,481	Jimmy Terwilliger	2003-06
2.	1,418	Matt Soltes	2012-15
3.	1,067	Damian Poalucci	1994-97
4.	956	Bret Comp	1989-92
5.	913	Jeremy Palm	1998-02
6.	781	Matt Marshall	2007-10
7.	773	Andy Baranek	1982-84
8.	733	Bill Dukett	1967-69
9.	691	Jake Cirillo	2017-pres.
10.	663	James Franklin	1991-94
11.	534	Mike Terwilliger	1974-77

Most Passes without an Interception, Game

34-59	Jake Cirillo vs. Ohio Dominican (R-FR)	2018
37-57	Matt Marshall vs. Kutztown	2010
21-49	Jeremy Palm vs. Edinboro	2002
23-48	Matt Soltes at Kutztown	2015
24-47	J. Terwilliger at Grand Valley (NCAA)	2005
31-45	Matt Soltes at Edinboro	2014

Consecutive Passes without an Interception

211	Matt Soltes	2013
170	Jimmy Terwilliger	2005-06
137	Matt Soltes	2015
136	Jimmy Terwilliger (R-FR)	2003
121	Damian Poalucci	1997
119	Jeremy Palm	2001-02
117	Jake Cirillo	2019-21

Consecutive Passes without an Interception (Multiple QBs)

219	Cirillo/Moser/DeLaurentis/Keane/Tobias	2019-21
176	Matt Soltes/Nate Daniels	2013
173	J. Terwilliger/Joey DeLuise	2005-06

300-YARD PASSING GAMES (SINCE 1974)

Yds.	Player, Opponent.....	C-A, TD-Int
2018		
311	Ben Moser at Edinboro.....	17-39, 3-5
418	Jake Cirillo vs. Ohio Dominican (R-FR)...	34-59, 3-0
2016		
309	Bruce Campbell vs. IUP.....	23-38, 3-2
347	Tim DiGiorgio vs. Lock Haven.....	36-60, 3-2
2015		
347	Matt Soltes vs. LIU Post.....	21-44, 0-1
438	Matt Soltes vs. Edinboro.....	21-31, 5-1
314	Matt Soltes at Lock Haven.....	25-46, 5-1
594	Matt Soltes vs. Shippensburg.....	40-70, 9-2
419	Matt Soltes at Cheyney.....	28-37, 7-0
306	Matt Soltes vs. Millersville.....	22-36, 5-0
322	Matt Soltes at Kutztown.....	23-48, 1-0
435	Matt Soltes vs. Gannon.....	34-53, 5-1
2014		
384	Matt Soltes at LIU Post.....	19-34, 4-1
502	Matt Soltes at Edinboro.....	31-45, 6-0
301	Matt Soltes vs. Lock Haven.....	21-32, 4-2
416	Matt Soltes at Shippensburg.....	33-54, 4-1
354	Matt Soltes at Millersville.....	24-39, 5-1
375	Bruce Campbell at Gannon.....	22-36, 2-1
2013		
387	Matt Soltes at Cheyney.....	19-33, 3-0
444	Matt Soltes vs. Clarion.....	29-34, 4-0
476	Matt Soltes vs. Bloomsburg.....	32-48, 5-2
305	Matt Soltes at Kutztown.....	23-36, 3-0
462	Matt Soltes vs. Lock Haven.....	18-28, 4-0
2012		
355	Nate Daniels vs. Lock Haven.....	17-26, 4-0
366	Matt Soltes vs. W. Chester (R-FR).....	30-37, 3-1
363	Matt Soltes vs. Kutztown (R-FR).....	28-40, 3-0
535	Matt Soltes at LIU Post (R-FR).....	26-42, 5-3
394	Matt Soltes at Mercyhurst.....	24-42, 5-3
2011		
375	Ray Wagner vs. Pace.....	13-20, 6-0
323	Ray Wagner at IUP.....	26-51, 0-2
397	Ray Wagner vs. Bloomsburg.....	27-52, 2-2
522	Ray Wagner at Kutztown.....	30-50, 2-3
503	Ray Wagner vs. C.W. Post.....	24-40, 3-5
2010		
337	Matt Marshall at Pace.....	22-33, 5-1
302	Matt Marshall vs. West Chester.....	30-44, 3-2
382	Matt Marshall vs. Kutztown.....	37-57, 4-0
2009		
316	Matt Marshall vs. Clarion.....	23-29, 3-1
430	Matt Marshall at Kutztown.....	29-42, 2-1
301	Matt Marshall vs. Edinboro (NCAA).....	15-26, 2-1
2008		
420	Tim Roken at Clarion.....	24-33, 5-0
414	Tim Roken vs. Shippensburg.....	31-59, 1-4
314	Matt Marshall vs. Cheyney.....	17-26, 3-1
343	Tim Roken at C.W. Post.....	19-30, 2-1
365	Matt Marshall at Slippery Rock.....	22-38, 4-2
2007		
312	Tim Roken at Kutztown.....	25-43, 2-1
2006		
343	Jimmy Terwilliger vs. Lock Haven.....	17-26, 5-0
389	Jimmy Terwilliger vs. California.....	29-43, 4-3
412	Jimmy Terwilliger at Bloomsburg.....	35-48, 5-1
327	Jimmy Terwilliger vs. Kutztown.....	18-27, 8-0
2005		
325	Jimmy Terwilliger at Bentley.....	18-28, 5-1
317	Jimmy Terwilliger vs. Edinboro.....	14-32, 2-1
546	Jimmy Terwilliger at C.W. Post.....	20-32, 9-2
396	Jimmy Terwilliger vs. Bloomsburg.....	26-46, 1-2
347	Jimmy Terwilliger at Clarion.....	15-20, 2-1
343	Jimmy Terwilliger at Cheyney.....	19-27, 4-0
334	Jimmy Terwilliger vs. Mansfield.....	14-23, 4-0
344	Jimmy Terwilliger vs. SCSU (NCAA).....	20-28, 4-0
384	Jimmy Terwilliger vs. C.W. Post (NCAA).....	19-25, 5-0
2004		
342	Jimmy Terwilliger at Lenoir-Rhyne....	18-30, 3-2
371	Jimmy Terwilliger at Edinboro.....	25-38, 1-1
394	Jimmy Terwilliger vs. Millersville.....	18-29, 4-1
328	Jimmy Terwilliger at Bloomsburg.....	22-34, 2-1
328	Jimmy Terwilliger vs. W. Chester.....	19-32, 3-1
395	Jimmy Terwilliger vs. Cheyney.....	15-23, 4-1
373	Jimmy Terwilliger at Mansfield.....	22-32, 3-1
319	Jimmy Terwilliger vs. Edinboro (NCAA)...	29-44, 3-2
309	Jimmy Terwilliger vs. W. Chester (NCAA)....	15-25, 4-0
2003		
376	Jimmy Terwilliger vs. Bloomsburg (R-FR)....	28-36, 3-0
380	Jimmy Terwilliger vs. Mansfield (R-FR)....	23-38, 5-0
366	Jimmy Terwilliger vs. W. Chester (R-FR)....	28-51, 2-1
300	Jimmy Terwilliger at Millersville (R-FR)....	24-38, 3-2
2002		
368	Jeremy Palm vs. Shepherd.....	23-43, 3-1
379	Jeremy Palm vs. Edinboro.....	21-49, 4-0
329	Jeremy Palm at Shippensburg.....	21-36, 2-1
1999		
386	Jeremy Palm vs. Millersville.....	23-57, 4-2
361	Jeremy Palm at Mansfield.....	26-43, 3-3
1998		
405	Will Burch at Bloomsburg.....	20-43, 5-4
364	Will Burch at Millersville.....	18-32, 3-0
1997		
406	Damian Poalucci at Elon.....	22-46, 3-1
306	Damian Poalucci vs. Slippery Rock.....	20-33, 3-0
390	Damian Poalucci vs. West Chester.....	20-40, 3-1
313	Damian Poalucci at IUP.....	27-47, 2-1
321	Damian Poalucci vs. Bloomsburg.....	27-43, 2-3
1996		
527	Damian Poalucci at New Haven.....	36-58, 6-2
472	Damian Poalucci vs. SCSU.....	22-32, 7-0
305	Damian Poalucci vs. Kutztown.....	21-44, 3-4
368	Damian Poalucci vs. West Chester.....	25-48, 4-1
494	Damian Poalucci vs. Cheyney.....	23-39, 7-1
616	Damian Poalucci at Mansfield.....	27-41, 7-1
493	Damian Poalucci at Bloomsburg.....	30-52, 5-1
1995		
429	Damian Poalucci vs. AIC.....	25-39, 4-0
349	Damian Poalucci vs. Bloomsburg.....	20-44, 2-4
1994		
362	James Franklin vs. SCSU.....	22-43, 3-0
371	James Franklin at West Chester.....	26-44, 1-1
334	James Franklin at Bloomsburg.....	21-39, 3-1
1993		
329	James Franklin vs. AIC.....	24-36, 4-0
1992		
363	Bret Comp at AIC.....	24-43, 4-1
1991		
314	Bret Comp at Shippensburg.....	27-40, 2-2
427	Bret Comp vs. Shippensburg (NCAA)....	26-39, 4-2
1990		
339	Bret Comp vs. Kutztown.....	15-28, 4-3
1985		
356	Ray Gentilella vs. Mansfield.....	21-29, 4-1
1984		
397	Andy Baranek at West Chester.....	21-27, 3-3
395	Andy Baranek at Lafayette.....	34-49, 3-4
1982		
452	Andy Baranek at Millersville.....	29-43, 4-3

RECEIVING RECORDS

Yards

Single Game

1.	254	Evan Prall vs. Lock Haven	2006
2.	239	Jordan Hallman vs. C.W. Post	2011
3.	236	Brett Witmer at New Haven	1996
4.	230	Robert Bleiler vs. Lock Haven	2013
	230	John Kotarsky at Mansfield	1999
6.	222	Gerard Wendowski vs. Ship	2015
	222	Jon Schnaars vs. Gannon	2015
8.	221	Jordan Hallman vs. Millersville	2011
9.	218	Jon Schnaars vs. Ship	2015
10.	216	Mike Mancuso at Mansfield	1996
11.	215	Jamie Meier at Bloomsburg	1979
12.	213	Mike Mancuso vs. Cheyney	1996
13.	211	Mike Mancuso at Elon	1997
14.	210	Mike Mancuso vs. SCSU	1996
15.	209	Evan Prall vs. Mansfield	2005
16.	207	Evan Prall at C.W. Post	2005
17.	206	Ed Csencsits vs. Edinboro	1968
18.	202	Brett Witmer at Bloomsburg	1997
19.	200	Jon Schnaars vs. Edinboro	2015

First Career Game

1.	101	Paul Bandholz at SCSU [TE] (FR)	1989
----	-----	---------------------------------	------

Quarter

193	3rd	Mike Mancuso vs. Cheyney	1996
172	2nd	Robert Bleiler vs. Pace	2011

Half

193	2nd	Mike Mancuso vs. Cheyney	1996
191	1st	Jordan Hallman vs. C.W. Post	2011
173	1st	Evan Prall vs. Lock Haven	2006
172	1st	Robert Bleiler vs. Pace	2011

Consecutive Games

460	Hallman (239 CW Post, 221 Millersville)	2011
-----	---	------

3 Games

587	Mancuso (213 - 216 - 158)	1996
-----	---------------------------	------

4 Games

672	Prall (254 - 126 - 186 - 106)	2006
-----	-------------------------------	------

5 Games

781	Prall (254 - 126 - 186 - 106 - 109)	2006
-----	-------------------------------------	------

6 Players with 50+ Yards Receiving

2012	at LIU Post
	(Schnaars 124, Hallman 104, Reed 90, Bleiler 62, Tippet 62, Jones 58)

5 Players with 50+ Yards Receiving

2013	vs. Bloomsburg
	(Bleiler 130, Wendowski 111, Jones 82, Schnaars 60, Healy 53)

2003	vs. Mansfield
	(Schneider 87, Carfagno 84, Jeffries 73, Prall 72, Strenfel 64)

1996	at Mansfield
	(Mancuso 216, Witmer 154, Killian 88, Pollock 73, Pawloski 58)

Single Season

1.	1,766	Evan Prall	2005
2.	1,610	Jon Schnaars	2015
3.	1,388	Tim Strenfel	2004
4.	1,199	Robert Bleiler	2013
5.	1,194	Mike Mancuso	1996
6.	1,189	Tim Strenfel	2005
7.	1,174	Evan Prall	2006
8.	1,040	Brett Witmer	1997
9.	1,010	Jason Killian	1996
10.	992	Jylil Reeder	2018

Career

1.	4,093	Evan Prall	2003-06
2.	3,696	Tim Strenfel	2002-05
3.	3,447	Jon Schnaars	2012-15
4.	2,820	Dusty Reed	2010-12, 14
5.	2,710	Mike Mancuso	1994-97
6.	2,614	Robert Bleiler	2010-13
7.	2,556	Brett Witmer	1994-97
8.	2,425	Anthony Carfagno [RB]	2002-05
9.	2,224	John Kotarsky	1998-01
10.	2,146	Tim Bishop	1982-85
11.	2,109	Ed Kiser	2008-10
12.	2,043	Sam Shuman	2006-09
13.	2,042	Tim Wilson	2012-13, 16-17
13.	1,986	Jordan Hallman	2009-12
14.	1,964	Dennis McWhite	1992-95
15.	1,915	Robert Healy [RB]	2013-16
16.	1,901	Jeff Giglio	2007-10
17.	1,894	Scott Benoit	1980-83
18.	1,829	John Jeffries	2000-03
19.	1,808	Doug Ogden	2005-08
20.	1,730	Ernie Siegrist [TE]	1980-82, 84
21.	1,722	Jason Killian	1993-96
		Dennis Mailhot	1987-90
23.	1,603	Paul Bandholz [TE]	1989-92
24.	1,535	Doug Leonzi	1989-92
25.	1,512	Jake Hlavac	1990-93

Yards Per Game

Single Season

1.	146.4	Jon Schnaars (1,610 in 11)	2015
2.	126.1	Evan Prall (1,766 in 14)	2005
3.	119.4	Mike Mancuso (1,194 in 10)	1996
4.	115.7	Tim Strenfel (1,388 in 12)	2004
5.	110.7	John Kotarsky (775 in 7)	2001
6.	109.0	Robert Bleiler (1,199 in 11)	2013
7.	106.7	Evan Prall (1,174 in 11)	2006
8.	104.0	Brett Witmer (1,040 in 10)	1997
9.	101.0	Jason Killian (1,010 in 10)	1996
10.	98.1	Mike Mancuso (981 in 10)	1997

Career

1.	85.3	Evan Prall	2003-06
2.	82.1	Tim Strenfel	2002-05
3.	80.2	Jon Schnaars	2012-15
4.	70.5	Dusty Reed	2010-12, 14
5.	68.8	Robert Bleiler	2010-13
6.	67.8	Mike Mancuso	1994-97
7.	63.9	Brett Witmer	1994-97

CAREER RECEIVING YARDS

Year	Rec	Yards	Avg	TDs
------	-----	-------	-----	-----

1. Evan Prall

2003	20	321	16.0	3
2004	52	832	16.0	7
2005	88	1,766	20.1	23
2006	76	1,174	15.4	17
Totals	236	4,093	17.3	50

2. Tim Strenfel

2002	15	364	24.3	3
2003	48	755	15.7	6
2004	69	1,388	20.1	11
2005	61	1,189	19.5	14
Totals	193	3,696	19.1	34

3. Jon Schnaars

2012	16	312	19.5	1
2013	51	718	14.1	8
2014	58	807	13.9	14
2015	114	1,610	14.1	22
Total	239	3,447	14.4	45

4. Dusty Reed

2010	31	377	12.2	6
2011	62	929	15.0	7
2012	50	787	15.7	5
2014	40	727	18.2	6
Totals	183	2,820	15.4	24

5. Mike Mancuso

1994	22	305	13.9	1
1995	19	230	12.1	1
1996	56	1,194	21.3	16
1997	56	981	17.5	9
Totals	153	2,710	17.7	27

6. Robert Bleiler

2010	12	147	12.2	0
2011	33	659	20.0	4
2012	37	608	16.4	4
2013	71	1,199	16.9	12
Totals	153	2,613	17.1	20

7. Brett Witmer

1994	22	296	13.5	0
1995	25	329	13.2	1
1996	57	891	15.6	9
1997	63	1,040	16.5	6
Totals	167	2,556	15.3	16

8. Anthony Carfagno

2002	32	484	15.1	5
2003	42	550	13.1	9
2004	45	707	15.7	4
2005	53	684	12.9	9
Totals	172	2,425	14.1	27

9. John Kotarsky

1998	13	161	12.4	0
1999	34	564	16.6	4
2000	45	724	16.1	4
2001	37	775	20.9	9
Totals	129	2,224	17.2	17

10. Tim Bishop

1982	1	14	14.0	0
1983	18	546	34.3	6
1984	52	810	14.5	9
1985	56	776	13.9	3
Totals	127	2,146	16.9	18

RECEIVING RECORDS

Receptions

Single Game

1.	20	Jon Schnaars vs. Shippensburg . . .	2015
2.	16	Jon Schnaars vs. Gannon	2015
3.	14	Jon Schnaars at Shippensburg . . .	2014
		Evan Prall vs. California	2006
		John Kotarsky at Mansfield	1999
		Brett Witmer at Bloomsburg	1997
7.	13	Tim Wilson vs. Lock Haven.	2016
		Dusty Reed vs. West Chester	2012
		Brett Witmer at New Haven	1996
		Ed Csencsits vs. Edinboro	1968
10.	12	Jason Klush at Cheyney	1998
		Ken Kopetchny at Bloomsburg	1990
		Scott Benoit at Bloomsburg	1983
		Scott Benoit vs. Mansfield	1983
		Bob Lester at Lafayette [RB]	1970
15.	11	Jon Schnaars at Cheyney	2015
		Dusty Reed vs. Shippensburg	2012
		Ed Kiser at Kutztown.	2009
		John Jeffries at Millersville	2003
		Dennis McWhite vs. AIC.	1995
		Joe Rovnan vs. Mansfield	1985
		Ernie Siegrist at Millersville [TE]. . .	1982
22.	10	Javier Buffalo vs. Lock Haven [FR] .	2016
		Gerard Wendowski vs. Shippensburg .	2015
		Jon Schnaars at Kutztown	2015
		Jon Schnaars at West Chester	2015
		Dusty Reed vs. West Chester	2014
		Evan Prall at Millersville.	2006
		Sam Shuman at Bloomsburg [R-FR] . .	2006
		Tim Strenfel at Edinboro	2004
		John Kotarsky vs. Millersville	2000
		Brett Witmer vs. Slippery Rock	1997
		Brett Witmer at Mansfield	1996
		Mike Mancuso vs. Millersville	1994
		Doug Leonzi at Shippensburg	1991
		Tim Bishop vs. Kutztown	1985

3 Players with 8+ Receptions, Game

2015	vs. Shippensburg
	Schnaars (20), Wendowski (10), Healy (9)

2 Players with 8+ Receptions, Game

2016	vs. Lock Haven (Wilson 13, Buffalo 10)
2014	at Edinboro (Reed 9, Healy 8)
2013	vs. Clarion (Schnaars 9, Bleiler 8)
2006	at Bloomsburg (Shuman 10, Prall 9)
2004	at Edinboro (Strenfel 10, Prall 8)
1996	at Mansfield (Witmer 10, Mancuso 9)
1994	vs. Millersville (Mancuso 10, McWhite 9)
1991	at Shippensburg (Leonzi 10, Hlavac 8)
1984	at Bloomsburg (Bishop 9, Siegrist 8)
1984	at Lafayette (Siegrist 9, Sobeski 9)
1982	at Millersville (Siegrist 11, Benoit 8)

Most Receptions, 2 Players

30	2015 vs. Shippensburg
	(Schnaars 20, Wendowski 10)
23	2016 vs. Lock Haven
	(Wilson 13, Buffalo 10)
21	2014 at Shippensburg
	(Schnaars 14, Healy 7)

5 Players with 5+ Receptions, Game

2010	vs. Kutztown
	(Kiser 7, Giglio 7, Deery 5, Reed 5, Williams 5)
2008	vs. Shippensburg
	(Ogden 8, Giglio 6, Shuman 6, Kiser 5, Stem 5)

Single Season

1.	114	Jon Schnaars	2015
2.	88	Evan Prall	2005
3.	76	Evan Prall	2006
4.	74	Scott Benoit	1983
5.	71	Robert Bleiler	2013
6.	69	Tim Strenfel	2004
7.	63	Brett Witmer	1997
8.	62	Dusty Reed	2011
	62	Dennis McWhite	1994
10.	61	Tim Strenfel	2005
11.	60	Ernie Siegrist [TE]	1984

Games with 10+ Receptions, Season

1.	5	Jon Schnaars	2015
2.	2	Dusty Reed	2012
		Evan Prall	2006
		Brett Witmer	1996, 1997
		Scott Benoit	1983

Career

1.	239	Jon Schnaars	2012-15
2.	236	Evan Prall	2003-06
3.	193	Tim Strenfel	2002-05
4.	183	Dusty Reed	2010-12, 14
5.	172	Anthony Carfagno [RB]	2002-05
6.	167	Brett Witmer	1994-97
7.	153	Robert Bleiler	2010-13
		Mike Mancuso	1994-97
9.	149	Scott Benoit	1980-83
10.	143	Robert Healy [RB]	2013-16
11.	133	Tim Wilson	2012-13, 16-17
12.	131	Sam Shuman	2006-09
13.	130	John Jeffries	2000-03
		Dennis McWhite	1992-95
15.	129	John Kotarsky	1998-01
16.	127	Tim Bishop	1983-86
17.	124	Ed Kiser	2008-10
18.	122	Ernie Siegrist [TE]	1980-82, 84
19.	117	Jeff Giglio	2007-10
		Doug Ogden	2005-08
21.	113	Paul Bandholz [TE]	1989-92
22.	107	Jake Hlavac	1990-93
23.	105	Jordan Hallman	2009-12
24.	104	Doug Leonzi	1989-92
25.	101	Joe Rovnan	1983-85

Games with 10+ Receptions, Career

1.	6	Jon Schnaars	2012-15
2.	4	Brett Witmer	1994-97
3.	3	Dusty Reed	2010-12, 14

Most Players with Reception, Game

11	2010 at Bloomsburg
	2005 at Bentley
10	2018 vs. Ohio Dominican
	2017 vs. Shippensburg
	2012 at Millersville
	2011 at IUP
	2010 at Pace
	2010 vs. Kutztown
	1983 vs. Mansfield

Consecutive Games with Reception

1.	34	Ed Kiser	2008-10
2.	33	Jon Schnaars	2013-15
3.	32	Robert Healy [RB]	2013-16
		Doug Ogden	2005-08
5.	31	Anthony Carfagno [RB]	2003-05
6.	29	Evan Prall	2004-06
7.	28	Tim Wilson	2013, 16-17
8.	27	Tim Strenfel	2002-04
		Joe Rovnan	1983-85
--.	22	Paul Bandholz [TE]	1989-91

Consecutive Games with:

5+ Receptions

12	Jon Schnaars	(all 11 in 2015) 2014-15
7	Robert Bleiler	2013
	Evan Prall	2005

7+ Receptions

10	Jon Schnaars	(last 10) 2015
5	Dusty Reed	2011

8+ Reception

6	Jon Schnaars	2015
3	Dusty Reed	2011

9+ Receptions

6	Jon Schnaars	2015
---	------------------------	------

10+ Receptions

2	Jon Schnaars	(2x) 2015
---	------------------------	-----------

Freshman Records

Receiving Yards, Game

1.	138	Anthony Carfagno vs. Edinboro . . .	2002
2.	126	Tim Strenfel at Shippensburg . . .	2002
3.	124	Jon Schnaars at LIU Post	2012
4.	114	Anthony Carfagno vs. Shepherd . .	2002
5.	113	Larry Harrison vs. West Chester . .	1998

Receptions, Game

1.	10	Javier Buffalo vs. Lock Haven . . .	2016
		Sam Shuman at Bloomsburg	2006

Receiving Yards, Season

1.	494	Larry Harrison	1998
2.	484	Anthony Carfagno	2002
3.	472	Sam Shuman	2006
4.	377	Dusty Reed	2010

Receptions, Season (30+)

1.	32	Anthony Carfagno	2002
2.	31	Dusty Reed	2010
		Sam Shuman	2006

Sophomore Records

Receiving Yards, Season

1.	929	Dusty Reed	2011
2.	832	Evan Prall	2004
3.	755	Tim Strenfel	2003
4.	718	Jon Schnaars	2013

Receptions, Season

1.	62	Dusty Reed	2011
2.	52	Evan Prall	2004
3.	51	Jon Schnaars	2013

Receiving Yards Through Sophomore Year

1.	1,306	Dusty Reed	2010-11
2.	1,153	Evan Prall	2003-04
3.	1,119	Tim Strenfel	2002-03

Receptions Through Sophomore Year

1.	93	Dusty Reed	2010-11
2.	74	Anthony Carfagno	2002-03
3.	72	Evan Prall	2003-04

Receiving TDs Through Sophomore Year

1.	14	Anthony Carfagno	2002-03
2.	13	Dusty Reed	2010-11
3.	10	Evan Prall	2003-04

RECEIVING RECORDS

Touchdowns

Single Game

1.	7	Jon Schnaars vs. Shippensburg ..	2015
2.	5	Evan Prall vs. Kutztown	2006
3.	4	Jon Schnaars vs. Gannon	2015
		Dusty Reed at Edinboro	2014
		Evan Prall vs. Lock Haven	2006
		Jason Klush at Bloomsburg	1998
		Brett Witmer at New Haven	1996
		Joe Rovnan vs. Mansfield	1985
		Glenn Gottshalk vs. Bloomsburg ..	1970
		Glenn Gottshalk vs. Kutztown	1970

Consecutive Games with TD (since 1974)

1.	14	Evan Prall (every game)	2005
2.	7	Jon Schnaars	2015
		Jon Schnaars	2014
4.	5	Steven Jones [TE]	2014
		Evan Prall	2006
		Tim Strenfel	2004
		Jason Klush	1998
		Mike Mancuso	1997

Single Season

1.	23	Evan Prall	2005
2.	22	Jon Schnaars	2015
3.	17	Evan Prall	2006
4.	16	Mike Mancuso	1996
5.	14	Jon Schnaars	2014
		Tim Strenfel	2005
7.	12	Robert Bleiler	2013
		Jason Klush	1998
		Ken Kopetchny	1990
10.	11	Tim Strenfel	2004
		Jason Killian	1996
12.	10	Jeff Giglio	2008
		Tom Palubinski	1976
		Glenn Gottshalk	1970

Career

1.	50	Evan Prall	2003-06
2.	45	Jon Schnaars	2012-15
3.	34	Tim Strenfel	2002-05
4.	27	Anthony Carfagno [RB]	2002-05
		Mike Mancuso	1994-97
6.	24	Dusty Reed	2010-12, 14
7.	21	Jason Klush	1996-99
8.	20	Steven Jones [TE]	2011-14
		Robert Bleiler	2010-13
		Doug Ogden	2005-08

Games with 2+ TD, Career

1.	10	Jon Schnaars	2012-15
		Evan Prall	2003-06
3.	7	Tim Strenfel	2002-05
		Mike Mancuso	1994-97
5.	6	Robert Bleiler	2010-13
		Anthony Carfagno	2002-05

3 Players with 2+ TD, Game

2005 at C.W. Post (Carfagno 3, Prall 3, Strenfel 3)

2 Players with 2+ TD, Game

2015	vs. Shippensburg (Schnaars 7, Wendowski 2)
2015	at Cheyney (Schnaars 3, Welk 2)
2015	vs. Millersville (Schnaars 2, Wendowski 2)
2013	vs. Bloomsburg (Bleiler 2, Schnaars 2)
2013	vs. Millersville (Schnaars 3, Bleiler 2)
2011	vs. Pace (Bleiler 2, Reed 2)
2005	at Bentley (Carfagno 2, Prall 2)
2005	at Cheyney (Prall 2, Strenfel 2)
2005	vs. SCSU (NCAA) (Prall 3, Strenfel 2)
2005	vs. C.W. Post (NCAA) (Prall 2, Strenfel 2)
2003	vs. Mansfield (Carfagno 2, Strenfel 2)
2000	at Clarion (Harrison 2, Kotarsky 2)
1996	vs. SCSU (Killian 3, Mancuso 3)
1996	at West Chester (Killian 2, Witmer 2)
1996	vs. Cheyney (Mancuso 3, Witmer 2)
1996	at Mansfield (Mancuso 3, Pollock 2)
1996	at Bloomsburg (Mancuso 3, Killian 2)

5 Players with 1 Receiving TD, Game

2012	at Mercyhurst (Hallman, Bleiler, K. Williams, Jones, Deery)
2011	vs. Pace (Bleiler 2, Reed 2, Hallman, Jones, W. Williams)
2010	at Pace (Giglio, Kiser, Klebon, B. Ogden, Reed)
2006	at Bloomsburg (Brunetti, Lindsay, Prall, Reider, Shuman)
2004	vs. Millersville (Carfagno, Culver, Fedorka, Prall, Strenfel)
1996	vs. Cheyney (Mancuso 3, Witmer 2, Killian, Klush, Pawloski)
1978	at Clarion (PSAC) (Bell, Jones, Seidel, Snyder, Villani)

Yards per Catch

Season (min. 20 catches or 500 yards)

1.	30.3	Tim Bishop (18-546)	1983
2.	25.1	Ben Culver (20-502)	2004
3.	24.7	Larry Harrison (20-494) (R-FR) ..	1998
4.	24.4	Jordan Hallman (35-854)	2011
5.	22.7	Tom Palubinski (33-750)	1976
6.	22.4	Dennis Mailhot (22-492)	1989
7.	21.3	Mike Mancuso (56-1,194)	1996
8.	21.2	Doug Ogden (39-825)	2008
9.	21.1	Joe Welk (20-423)	2014
10.	20.9	John Kotarsky (37-775)	2001

Career (min. 50 catches or 1,000 yards)

1.	23.6	Larry Harrison (43-1,013)	1998-01
2.	20.5	Tom Palubinski (66-1,353)	1975-77
3.	19.6	Dennis Mailhot (88-1,722)	1987-90
4.	19.1	Tim Strenfel (193-3,696)	2002-05
5.	18.9	Jordan Hallman (105-1,986) ..	2009-12
6.	18.7	Rece Bender (74-1383)	2018-21
7.	17.9	Jason Killian (96-1,722)	1993-96
8.	17.7	Mike Mancuso (153-2,710)	1994-97
9.	17.4	Joe Welk (64-1,111)	2012-15
10.	17.3	Evan Prall (236-4,093)	2003-06
11.	17.2	John Kotarsky (129-2,224)	1998-01

100-YARD RECEIVING GAMES (SINCE 1974)

Yds.	Player, Opponent	Rec
2021		
105	Rece Bender vs. Millersville	3
154	Rece Bender vs. West Chester	7
104	Elie Lavarin vs. West Chester	3
188	Rece Bender vs. Shippensburg	5
2019		
118	Javier Buffalo vs. Edinboro	7
118	Javier Buffalo at Lock Haven	6
100	RJ Sarajian vs. Millersville	5
129	Rece Bender at Shepherd	4
2018		
176	Jylil Reeder at Edinboro	6
109	R.J. Sarajian vs. Lock Haven	6
117	Jylil Reeder at Millersville	7
105	Anthony Guarino vs. Kutztown	4
136	Jylil Reeder vs. West Chester	6
123	Jylil Reeder vs. Ohio Dominican	9
2017		
101	Tim Wilson at Cheyney	6
144	Tim Wilson vs. Bloomsburg	8
103	Devante Robinson vs. Bloomsburg (R-FR) [RB]	6
2016		
117	Robert Healy vs. IUP [RB]	7
109	Tim Wilson vs. IUP	6
110	Tim Wilson at Shippensburg	2
105	Tim Wilson at Millersville	2
111	Tim Wilson vs. West Chester	6
146	Tim Wilson vs. Lock Haven	13
2015 (13)		
121	Robert Healy vs. LIU Post [RB]	7
120	Jon Schnaars vs. LIU Post	6
128	Jon Schnaars at Slippery Rock	7
200	Jon Schnaars vs. Edinboro	9
222	Gerard Wendowski vs. Shippensburg	10
218	Jon Schnaars vs. Shippensburg	20
133	Robert Healy vs. Shippensburg [RB]	9
148	Jon Schnaars at Cheyney	11
127	Jon Schnaars vs. Millersville	9
110	Gerard Wendowski vs. Millersville	6
147	Jon Schnaars at Kutztown	10
125	Jon Schnaars vs. Bloomsburg	7
222	Jon Schnaars vs. Gannon	16
2014 (12)		
126	Dusty Reed at LIU Post	4
103	Robert Healy at LIU Post [RB]	4
101	Steven Jones vs. Slippery Rock [TE]	4
170	Dusty Reed at Edinboro	9
107	Jon Schnaars at Edinboro	7
152	Jon Schnaars at Shippensburg	14
129	Joe Welk at Shippensburg	5
115	Robert Healy at Millersville [RB]	7
108	Jon Schnaars at Millersville	8
152	Dusty Reed vs. West Chester	10
145	Dusty Reed at Gannon	8
119	Jon Schnaars at Gannon	5
2013		
115	Robert Bleiler at Shippensburg	9
154	Robert Bleiler at Cheyney	7
144	Steven Jones at Cheyney [TE]	4
130	Robert Bleiler vs. Clarion	8
124	Jon Schnaars vs. Clarion	9
130	Robert Bleiler vs. Bloomsburg	8
111	Gerard Wendowski vs. Bloomsburg	7
230	Robert Bleiler vs. Lock Haven	7
118	Jon Schnaars vs. Lock Haven	5
106	Robert Bleiler vs. Mercyhurst	8
2012		
179	Jordan Hallman vs. Lock Haven	7
198	Dusty Reed vs. Shippensburg	11
113	Dusty Reed at Clarion	6
139	Dusty Reed vs. West Chester	13
124	Jon Schnaars at LIU Post (R-FR)	5
104	Jordan Hallman at LIU Post	4
137	Robert Bleiler at Mercyhurst	6
2011		
172	Robert Bleiler vs. Pace	3
136	Dusty Reed vs. Pace	5
106	Dusty Reed vs. California	7
105	Dusty Reed at West Chester	5
128	Jordan Hallman vs. Bloomsburg	4
111	Ray Dominguez vs. Bloomsburg	7
153	Robert Bleiler at Kutztown	7
140	Wade Williams at Kutztown	4
118	Dusty Reed at Kutztown	8
239	Jordan Hallman vs. C.W. Post	5
221	Jordan Hallman vs. Millersville	8
2010		
148	Ed Kiser at Millersville	6
133	Ed Kiser vs. Cheyney	4
133	Ed Kiser vs. Shippensburg	4
109	Ed Kiser at Edinboro	9
2009		
140	Jeff Giglio at Gannon	7
148	Jeff Giglio vs. Clarion	7
116	Jeff Giglio at Shippensburg	6
177	Ed Kiser at Kutztown	11
103	Kendrick Williams at Kutztown (FR) [RB]	4
106	Bryan Ogden vs. Millersville (FR)	4
102	Jordan Hallman vs. Slippery Rock (R-FR)	5
121	Ed Kiser vs. Edinboro (NCAA)	5
2008		
141	Sam Shuman at Clarion	9
132	Drew Stem at Clarion	7
163	Doug Ogden vs. Shippensburg	8
111	Sam Shuman vs. Shippensburg	6
194	Doug Ogden at C.W. Post	8
139	Jeff Giglio at Millersville	5
111	Ed Kiser at Millersville	2
162	Jeff Giglio at Slippery Rock	8
2007		
112	Jeff Giglio at Kutztown (R-FR)	7
106	Sam Shuman at Kutztown	6
2006		
254	Evan Prall vs. Lock Haven	9
126	Evan Prall at IUP	4
186	Evan Prall vs. California	14
106	Evan Prall at Mansfield	7
109	Evan Prall at Millersville	10
112	Sam Shuman at Bloomsburg (R-FR)	10
118	Doug Ogden vs. Kutztown	5
101	Evan Prall vs. Kutztown	7
2005 (18)		
118	Evan Prall at Bentley	4
172	Evan Prall vs. Edinboro	8
207	Evan Prall at C.W. Post	4
149	Tim Strenfel at C.W. Post	5
115	Anthony Carfagno at C.W. Post [RB]	6
145	Evan Prall vs. Bloomsburg	9
148	Evan Prall at Clarion	5
115	Tim Strenfel at Clarion	3
136	Evan Prall vs. Kutztown	8
108	Tim Strenfel vs. Kutztown	6
156	Tim Strenfel at Cheyney	4
111	Evan Prall at Cheyney	9
209	Evan Prall vs. Mansfield	6
135	Tim Strenfel vs. SCSU (NCAA)	8
102	Evan Prall vs. SCSU (NCAA)	4
110	Evan Prall at Bloomsburg (NCAA)	6
121	Ben Culver vs. C.W. Post (NCAA)	4
104	Evan Prall at Grand Valley (NCAA)	8
2004 (15)		
139	Tim Strenfel at Lenoir-Rhyne	5
173	Tim Strenfel at Edinboro	10
114	Evan Prall at Edinboro	8
100	Anthony Carfagno vs. C.W. Post [RB]	4
156	Tim Strenfel vs. Millersville	7
136	Evan Prall vs. Millersville	5
128	Ben Culver at Bloomsburg	5
142	Tim Strenfel at Kutztown	6
158	Tim Strenfel vs. West Chester	8
129	Anthony Carfagno vs. Cheyney [RB]	4
120	Tim Strenfel vs. Cheyney	2
167	Evan Prall at Mansfield	9
108	Anthony Carfagno at Mansfield [RB]	5
101	Tim Strenfel vs. Edinboro (NCAA)	8
114	Evan Prall vs. West Chester (NCAA)	4
2003		
140	Anthony Carfagno vs. Lenoir-Rhyne [RB]	7
118	John Jeffries at Clarion	5
128	Tim Strenfel at Edinboro	7
118	Anthony Carfagno vs. Bloomsburg [RB]	7
117	John Jeffries vs. Bloomsburg	7
124	Tim Strenfel vs. West Chester	9
177	John Jeffries at Millersville	11
2002		
107	John Jeffries at Mansfield	7
140	John Jeffries vs. Shepherd	8
114	A. Carfagno vs. Shepherd (R-FR) [RB]	7
138	A. Carfagno vs. Edinboro (R-FR) [RB]	6
126	Tim Strenfel at Shippensburg (FR)	4
2001		
167	John Kotarsky vs. Clarion	5
120	Craig Mahon at Millersville	8
127	John Kotarsky at Shippensburg	7
174	John Kotarsky vs. Cheyney	6
122	John Kotarsky at Mansfield	10
109	John Kotarsky vs. Edinboro	3
2000		
102	John Kotarsky at Clarion	5
117	John Kotarsky vs. Millersville	10
140	John Kotarsky vs. Mansfield	4
1999		
114	Jason Klush at Shepherd	8
119	Mike Patrick vs. Millersville	5
230	John Kotarsky at Mansfield	14
1998		
113	Larry Harrison vs. West Chester (R-FR)	3
187	Jason Klush at Cheyney	12
126	Jason Klush at Bloomsburg	6
112	Larry Harrison at Millersville (R-FR)	4
106	Larry Harrison vs. Mansfield (R-FR)	3
1997		
211	Mike Mancuso at Elon	8
152	Brett Witmer vs. Slippery Rock	10
126	Mike Mancuso vs. Slippery Rock	6
184	Brett Witmer at Kutztown	7
172	Mike Mancuso vs. West Chester	8
168	Brett Witmer vs. West Chester	7
126	Mike Mancuso at IUP	8
110	Mike Mancuso vs. Mansfield	5
202	Brett Witmer vs. Bloomsburg	14
1996 (13)		
236	Brett Witmer at New Haven	13
111	Jason Killian at New Haven	7
210	Mike Mancuso vs. SCSU	8
178	Jason Killian vs. SCSU	7
175	Jason Killian at West Chester	9
213	Mike Mancuso vs. Cheyney	7
100	Jason Killian vs. Cheyney	4
216	Mike Mancuso at Mansfield	9
154	Brett Witmer at Mansfield	10
158	Mike Mancuso vs. Millersville	6
140	Jason Killian at Bloomsburg	7
125	Brett Witmer at Bloomsburg	8
119	Joe Pawloski at Bloomsburg [RB]	6
1995		
176	Dennis McWhite vs. AIC	11
118	Jason Killian at Millersville	9
101	Dennis McWhite vs. Bloomsburg	3
100	Jason Killian vs. Bloomsburg	3
1994		
119	Dennis McWhite at Springfield	5
108	Dennis McWhite vs. SCSU	6
128	Dennis McWhite at West Chester	9
103	Dennis McWhite at Mansfield	8
1993		
106	Jake Hlavac at Kutztown	6
108	Jake Hlavac at Cheyney	7
119	Dennis McWhite vs. Mansfield	6
100	Dennis McWhite vs. AIC	5

100-YARD RECEIVING GAMES (SINCE 1974)

1991	
140	Jake Hlavac at Lehigh-Rhyne 6
125	Doug Leonzi at SCSU 6
102	Paul Bandholz vs. Mansfield [TE] 7
116	Doug Leonzi vs. West Chester 9
127	Jake Hlavac at Shippensburg 8
125	Doug Leonzi at Shippensburg 10
121	Doug Leonzi vs. Buffalo 3
170	Doug Leonzi vs. Shippensburg (NCAA) 11
1990	
103	Ken Kopetchny vs. SCSU 9
196	Ken Kopetchny at Mansfield 9
116	Ken Kopetchny vs. Millersville 6
137	Dennis Mailhot at Bloomsburg 12
178	Dennis Mailhot vs. Kutztown 7
105	Dennis Mailhot vs. Shippensburg 9
1989	
101	Paul Bandholz at SCSU (FR) [TE] 7
188	Dennis Mailhot at Millersville 6
1988	
106	Dennis Mailhot vs. Kutztown 3
105	Dennis Mailhot vs. Lock Haven 5
132	Jim Kerins at CCSU 9
1986	
109	Jim Kerins vs. Clarion 4
1985	
113	Joe Rovnan at SCSU 6
133	Tim Bishop at Kutztown 10
109	Tim Bishop vs. West Chester 8
168	Joe Rovnan vs. Mansfield 11
133	Tim Bishop vs. Mansfield 7
103	Tim Bishop at Millersville 9
1984	
105	Joe Rovnan vs. SCSU 4
162	Tim Bishop vs. Kutztown 9
147	Tim Bishop at West Chester 5
128	Ernie Siegrist at West Chester [TE] 6
170	Ernie Siegrist vs. Edinboro [TE] 8
124	Tim Bishop at Mansfield 7
118	Joe Rovnan vs. Millersville 6
146	Joe Rovnan at Lafayette 6
108	Ernie Siegrist at Lafayette [TE] 9
1983	
171	Tim Bishop at Lafayette (FR) 3
151	Scott Benoit at SCSU 9
110	Tim Bishop at SCSU (FR) 3
146	Scott Benoit at Kutztown 9
133	Scott Benoit vs. Mansfield 12
1982	
100	Bobby Manez vs. C.W. Post 5
115	Bobby Manez vs. CCSU 7
192	Ernie Siegrist at Millersville [TE] 11
161	Scott Benoit at Millersville 8
142	Ernie Siegrist at Lehigh [TE] 5
1980	
100	Jack Brunner vs. C.W. Post 4
1979	
102	Jamie Meier at Cortland State 6
215	Jamie Meier at Bloomsburg 7
1978	
106	Frank Bell vs. Kutztown [RB] 3
1976	
120	Tom Palubinski vs. Cortland State 4
167	Tom Palubinski vs. Bloomsburg 6
1975	
119	Tom Palubinski at Kutztown 5
119	Grey Seamans at Cortland State 2

100-Yard Receiving Games	
Consecutive	
1.	5 Jon Schnaars (765 yds) 2015
	Evan Prall (781 yds) 2006
3.	4 Ed Kiser (523 yds) 2010
	Evan Prall (532 yds) 2005
	John Kotarsky (532 yds) 2001
	Doug Leonzi (532 yds) 1991
7.	3 Jon Schnaars (484 yds) 2015
	Robert Bleiler (399 yds) 2013
	Jeff Giglio (404 yds) 2009
	Evan Prall (497, 429 yds) (2x) 2005
	Tim Strenfel (420 yds) 2004
	Brett Witmer (504 yds) 1997
	Mike Mancuso (587 yds) 1996
	Dennis McWhite (355 yds) 1994
Consecutive games to start season	
1.	3 Jon Schnaars (484 yds) 2015
	Evan Prall (497 yds) 2005
Season	
1.	11 Evan Prall 2005
2.	9 Jon Schnaars 2015
3.	7 Evan Prall 2006
	Tim Strenfel 2004
5.	6 Robert Bleiler 2013
6.	5 Tim Wilson 2017
	Tim Strenfel 2005
	John Kotarsky 2001
	Mike Mancuso 1997
	Jason Killian 1996
	Doug Leonzi 1991
Career	
1.	22 Evan Prall 2003-06
2.	16 Jon Schnaars 2012-15
3.	15 Tim Strenfel 2002-05
4.	11 Dusty Reed 2010-12, 14
5.	9 Robert Bleiler 2010-13
	John Kotarsky 1998-01
	Mike Mancuso 1994-97
	Tim Bishop 1982-85
9.	8 Anthony Carfagno [RB] 2002-05
	Dennis McWhite 1992-95
Most Receiving Yards, Teammates	
440	2015 vs. Ship (Wendowski 222, Schnaars 218)
388	1996 vs. SCSU (Mancuso 210, Killian 178)
370	1996 at Mansfield (Mancuso 216, Witmer 154)
356	2005 at C.W. Post (Prall 207, Strenfel 149)
353	1982 at Millersville (Siegrist 192, Benoit 161)
348	2013 vs. Lock Haven (Bleiler 230, Schnaars 118)
347	1996 at New Haven (Witmer 236, Killian 111)
340	1997 vs. West Chester (Mancuso 172, Witmer 168)
313	1996 vs. Cheyney (Mancuso 213, Killian 100)
308	2011 vs. Pace (Bleiler 172, Reed 136)
301	2015 vs. Gannon (Schnaars 222, Healy 79)
Two 200-Yard Receivers, Game	
2015	vs. Shippensburg (Wendowski 222, Schnaars 218)
Three 100-Yard Receivers, Game	
2015	vs. Shippensburg (Wendowski 222, Schnaars 218, Healy 133)
2011	at Kutztown (Bleiler 153, W. Williams 140, Reed 118)
2005	at C.W. Post (Prall 207, Strenfel 149, Carfagno 115)
1996	at Bloomsburg (Killian 140, Witmer 125, Pawloski 119)

Two 100-Yard Receivers, Game	
2021	at West Chester (Bender 154, E. Lavarin 104)
2017	vs. Bloomsburg (Wilson 144, Robinson 103)
2016	vs. IUP (Healy 117, Wilson 109)
2015	vs. LIU Post (Healy 121, Schnaars 120) at Cheyney (Schnaars 148, Wendowski 118) vs. Millersville (Schnaars 127, Wendowski 110)
2014	at LIU Post (Reed 126, Healy 103) at Edinboro (Reed 170, Schnaars 107) at Shippensburg (Schnaars 152, Welk 129) at Millersville (Healy 115, Schnaars 108) at Gannon (Reed 145, Schnaars 119)
2013	at Cheyney (Bleiler 154, Jones 144) vs. Clarion (Bleiler 130, Schnaars 124) vs. Bloomsburg (Bleiler 130, Wendowski 111) vs. Lock Haven (Bleiler 230, Schnaars 118)
2012	at LIU Post (Schnaars 124, Hallman 104)
2011	vs. Pace (Bleiler 172, Reed 136) vs. Bloomsburg (Hallman 128, Dominguez 111)
2009	at Kutztown (Kiser 177, Williams 103)
2008	at Clarion (Shuman 141, Stem 132) vs. Shippensburg (Ogden 163, Shuman 111) at Millersville (Giglio 139, Kiser 111)
2007	at Kutztown (Giglio 112, Shuman 106)
2006	vs. Kutztown (Ogden 118, Prall 101)
2005	at Clarion (Prall 148, Strenfel 115) vs. Kutztown (Prall 136, Strenfel 108) at Cheyney (Strenfel 156, Prall 111) vs. SCSU NCAA (Strenfel 135, Prall 102)
2004	at Edinboro (Strenfel 173, Prall 114) vs. Millersville (Strenfel 156, Prall 136) vs. Cheyney (Carfagno 129, Strenfel 120) at Mansfield (Prall 167, Carfagno 108) vs. Bloomsburg (Carfagno 118, Jeffries 107)
2003	vs. Bloomsburg (Carfagno 138, Jeffries 140)
2002	vs. Shepherd (Carfagno 138, Jeffries 140)
1997	vs. Slippery Rock (Witmer 152, Mancuso 126) vs. West Chester (Mancuso 172, Witmer 168)
1996	at New Haven (Witmer 236, Killian 111) vs. SCSU (Mancuso 210, Killian 178) vs. Cheyney (Mancuso 213, Killian 100) at Mansfield (Mancuso 216, Witmer 154)
1995	vs. Bloomsburg (McWhite 101, Killian 100)
1991	at Shippensburg (Hlavac 127, Leonzi 125)
1985	vs. Mansfield (Rovnan 168, Bishop 133)
1984	at West Chester (Bishop 147, Siegrist 128) at Lafayette (Rovnan 146, Siegrist 108)
1983	at CCSU (Benoit 151, Bishop 110)
1982	at Millersville (Siegrist 192, Benoit 161)

Games listed above with 100-Yard Rusher	
2016	vs. IUP (Robert Healy 157)
2014	at Shippensburg (Matt Soltes 111) at Millersville (Robert Healy 117) at Gannon (Robert Healy 112)
2013	vs. Clarion (Robert Healy 132)
2011	vs. Pace (Kendrick Williams 101)
2007	at Kutztown (Joe Partridge 105)
2006	vs. Kutztown (Matt Brunetti 106)
2005	at Clarion (Derek Lucas 157)
2004	vs. Millersville (Derek Lucas 158) at Mansfield (Maurice Stallings 130)
2003	vs. Bloomsburg (Jimmy Terwilliger 125)
1997	vs. West Chester (Stewart Ford 110)
1996	at Bloomsburg (Joe Pawloski 117)

NCAA PLAYOFF RECORDS

NCAA PLAYOFF HISTORY (4-4)

11-23-91	vs. Shippensburg	L 33-34 (OT)
11-20-04	vs. Edinboro	W 36-32
11-27-04	vs. West Chester	L 38-48
11-12-05	vs. SCSU	W 55-33
11-19-05	at Bloomsburg	W 52-39
11-26-05	vs. C.W. Post	W 55-28
12-3-05	at Grand Valley St.	L 20-55
11-14-09	vs. Edinboro	L 16-31

Passing

Pass Completions

29	Jimmy Terwilliger	2004 vs. Edinboro
26	Bret Comp	1991 vs. Shippensburg
24	Jimmy Terwilliger	2005 at Grand Valley St.
20	Jimmy Terwilliger	2005 vs. SCSU
19	Jimmy Terwilliger	2005 vs. C.W. Post
16	Jimmy Terwilliger	2005 at Bloomsburg
15	Jimmy Terwilliger	2004 vs. West Chester
	Matt Marshall	2009 vs. Edinboro

Pass Attempts

47	Jimmy Terwilliger	2005 at Grand Valley St.
44	Jimmy Terwilliger	2004 vs. Edinboro
39	Bret Comp	1991 vs. Shippensburg
28	Jimmy Terwilliger	2005 vs. SCSU
26	Matt Marshall	2009 vs. Edinboro
25	Jimmy Terwilliger	2004 vs. West Chester
	Jimmy Terwilliger	2005 at Bloomsburg
	Jimmy Terwilliger	2005 vs. C.W. Post

Pass Yards

427	Bret Comp	1991 vs. Shippensburg
384	Jimmy Terwilliger	2005 vs. C.W. Post
344	Jimmy Terwilliger	2005 vs. SCSU
319	Jimmy Terwilliger	2004 vs. Edinboro
309	Jimmy Terwilliger	2004 vs. West Chester
301	Matt Marshall	2009 vs. Edinboro
287	Jimmy Terwilliger	2005 at Grand Valley St.
224	Jimmy Terwilliger	2005 at Bloomsburg

Pass TD

5	Jimmy Terwilliger	2005 vs. SCSU
	Jimmy Terwilliger	2005 vs. C.W. Post
4	Jimmy Terwilliger	2004 vs. West Chester
	Jimmy Terwilliger	2005 at Bloomsburg
3	Bret Comp	1991 vs. Shippensburg
	Jimmy Terwilliger	2004 vs. Edinboro
2	Jimmy Terwilliger	2005 at Grand Valley St.
	Matt Marshall	2009 vs. Edinboro

Total Offense

459	Jimmy Terwilliger	2005 vs. SCSU
420	Jimmy Terwilliger	2004 vs. Edinboro
419	Jimmy Terwilliger	2005 vs. C.W. Post
401	Bret Comp	1991 vs. Shippensburg
391	Jimmy Terwilliger	2004 vs. West Chester
360	Matt Marshall	2009 vs. Edinboro
245	Jimmy Terwilliger	2005 at Grand Valley St.
233	Jimmy Terwilliger	2005 at Bloomsburg

Total Offensive Plays

62	Jimmy Terwilliger	2005 at Grand Valley St.
60	Jimmy Terwilliger	2004 vs. Edinboro
47	Bret Comp	1991 vs. Shippensburg
43	Matt Marshall	2009 vs. Edinboro
40	Jimmy Terwilliger	2004 vs. West Chester
38	Jimmy Terwilliger	2005 vs. SCSU
34	Jimmy Terwilliger	2005 at Bloomsburg
33	Jimmy Terwilliger	2005 vs. C.W. Post

Receiving

Receptions

11	Doug Leonzi	1991 vs. Shippensburg
8	Tim Strenfel	2004 vs. Edinboro
	Tim Strenfel	2005 vs. SCSU
	Evan Prall	2005 at Grand Valley St.
6	Evan Prall	2005 at Bloomsburg
	Tim Strenfel	2005 at Grand Valley St.

Receiving Yards

170	Doug Leonzi	1991 vs. Shippensburg
135	Tim Strenfel	2005 vs. SCSU
121	Ben Culver	2005 vs. C.W. Post
	Ed Kiser	2009 vs. Edinboro
114	Evan Prall	2004 vs. West Chester
110	Evan Prall	2005 at Bloomsburg
104	Evan Prall	2005 at Grand Valley St.
101	Tim Strenfel	2004 vs. Edinboro

Receiving TD

3	Evan Prall	2005 vs. SCSU
2	Doug Leonzi	1991 vs. Shippensburg
	Tim Strenfel	2005 vs. SCSU
	Evan Prall	2005 at Bloomsburg
	Evan Prall	2005 vs. C.W. Post
	Tim Strenfel	2005 vs. C.W. Post

Longest Pass Plays

80	Ed Kiser	2009 vs. Edinboro
77 (TD)	Evan Prall	2004 vs. West Chester
77 (TD)	Sam Shuman	2009 vs. Edinboro
54 (TD)	Carmine Duncan	1991 vs. Shippensburg
54 (TD)	Ben Culver	2005 vs. C.W. Post
48 (TD)	Evan Prall	2005 vs. SCSU
43	Ben Culver	2005 vs. C.W. Post
42	Evan Prall	2005 vs. C.W. Post
40 (TD)	Evan Prall	2005 at Bloomsburg

Rushing

Rushing Yards

218	Derek Lucas	2005 vs. SCSU
170	Anthony Carfagno	2005 at Bloomsburg
115	Jimmy Terwilliger	2005 vs. SCSU
103	Derek Lucas	2005 vs. C.W. Post
101	Jimmy Terwilliger	2004 vs. Edinboro
82	Jimmy Terwilliger	2004 vs. West Chester

Rushing Attempts

28	Derek Lucas	2005 vs. SCSU
19	Anthony Carfagno	2005 at Bloomsburg
17	Matt Marshall	2009 vs. Edinboro
16	Jimmy Terwilliger	2004 vs. Edinboro
15	Jimmy Terwilliger	2004 vs. West Chester
	Jimmy Terwilliger	2005 at Grand Valley St.
13	Derek Lucas	2005 vs. C.W. Post

Longest Rush Plays

47	Anthony Carfagno	2005 at Bloomsburg
38	Derek Lucas	2005 vs. C.W. Post
33	Derek Lucas	2005 vs. SCSU

Longest Scoring Plays

77	Prall (Terwilliger)	2004 vs. West Chester
	Shuman (Marshall)	2009 vs. Edinboro
54	Duncan (Comp)	1991 vs. Shippensburg
	Culver (Terwilliger)	2005 vs. C.W. Post
48	Prall (Terwilliger)	2005 vs. SCSU
40	Prall (Terwilliger)	2005 at Bloomsburg
38	Strenfel (Terwilliger)	2004 vs. West Chester
31	Strenfel (Terwilliger)	2004 vs. Edinboro

All-Purpose Yards

237	Evan Prall	2005 at Grand Valley St.
218	Derek Lucas	2005 vs. SCSU
200	Anthony Carfagno	2005 at Bloomsburg
188	Ed Kiser	2009 vs. Edinboro
170	Doug Leonzi	1991 vs. Shippensburg
162	Evan Prall	2004 vs. West Chester
149	Derek Lucas	2004 vs. West Chester
135	Tim Strenfel	2005 vs. SCSU
123	Evan Prall	2005 vs. SCSU
115	Derek Lucas	2005 vs. C.W. Post
110	Evan Prall	2005 at Bloomsburg
106	Evan Prall	2005 vs. C.W. Post
101	Tim Strenfel	2004 vs. Edinboro

Special Teams

Most Field Goals

2	Ed Detwiler	1991 vs. Shippensburg
	Mark Brubaker	2005 vs. C.W. Post

Longest Field Goals

48	Mark Brubaker	2005 vs. C.W. Post
43	Mark Brubaker	2005 at Bloomsburg
37	Ed Detwiler	1991 vs. Shippensburg

Kick Return Yards (returns)

133 (7)	Evan Prall	2005 at Grand Valley St.
66 (4)	Mike Macksoud	2005 vs. C.W. Post
64 (4)	Derek Lucas	2004 vs. West Chester
63 (2)	Ed Kiser	2009 vs. Edinboro
61 (3)	Mike Macksoud	2005 vs. SCSU
58 (3)	Ramon Leak	1991 vs. Shippensburg
52 (4)	Ben Culver	2005 at Bloomsburg

Longest Kick Returns

35	Mike Macksoud	2005 vs. SCSU
	Ed Kiser	2009 vs. Edinboro
34	Ramon Leak	1991 vs. Shippensburg

Punt Return Yards (returns)

43 (2)	Ben Culver	2004 vs. Edinboro
33 (2)	Ben Culver	2004 vs. West Chester

Longest Punt Returns

36	Ben Culver	2004 vs. Edinboro
33	Ben Culver	2004 vs. West Chester
24	Zach McDowell	2005 at Bloomsburg
18	Roger Straub	1991 vs. Shippensburg

Longest Punts

75	Ken Parrish	2004 vs. West Chester
49	Ken Parrish	2004 vs. Edinboro
48	Ken Parrish	2005 at Grand Valley St.
46	Ed Detwiler	1991 vs. Shippensburg
45	Ken Parrish	2005 at Bloomsburg

Defense

Tackles

17	Marc Scotti	1991 vs. Shippensburg
	Fred Rice	2005 vs. C.W. Post
14	Curtis Bunch	1991 at Shippensburg
13	Bobby Swift	1991 vs. Shippensburg
	Henry Breckenridge	2004 vs. West Chester
11	Mark Jackson	1991 vs. Shippensburg
	Henry Breckenridge	2004 vs. Edinboro
	Tyree Townes	2005 at Bloomsburg
	John Vetter	2005 at Bloomsburg
	Greg Thoman	2005 vs. C.W. Post
	Matt Freed	2009 vs. Edinboro

Sacks

2	Joe Ruedt	1991 vs. Shippensburg
---	-----------	-----------------------

Longest Interception Returns

54	Michael Wiggins	2004 vs. Edinboro
29 (TD)	Noel Nation	2005 vs. C.W. Post
29	Matt Crispell	2005 at Grand Valley St.

YARDS FROM SCRIMMAGE

Yards from Scrimmage

(Rushing plus Receiving)

Single Game (since 1974)

1.	292	Robert Healy at Mercyhurst.....	2016
2.	284	Joe Partridge at Cheyney.....	2007
3.	274	Robert Healy vs. IUP.....	2016
4.	267	Andre Myers vs. Mansfield.....	1998
5.	254	Evan Prall vs. Lock Haven.....	2006
6.	250	Andre Myers at Cheyney.....	1998
		Harold Strunk at Cortland State ..	1977
8.	247	Jim Snyder vs. Kutztown.....	1980
9.	240	Harold Strunk at Cheyney.....	1977
10.	239	Jaymar Anderson vs. Seton Hill ..	2018
		Jordan Hallman vs. C.W. Post.....	2011
12.	236	Brett Witmer at New Haven.....	1996
		Joe Pawloski at Bloomsburg.....	1996
14.	232	Robert Healy at Millersville.....	2014
15.	230	Robert Bleiler vs. Lock Haven.....	2013
		John Kotarsky at Mansfield.....	1999
17.	226	Robert Healy at Ship (R-FR).....	2013
18.	222	Gerard Wendowski vs. Ship.....	2015
		Jon Schnaars vs. Gannon.....	2015
		Zach Krise at Gannon.....	2009
		Stewart Ford at Cheyney (FR).....	1997
22.	221	Jordan Hallman vs. Millersville...	2011
23.	218	Jon Schnaars vs. Shippensburg ..	2015
		Derek Lucas vs. SCSU (NCAA).....	2005
25.	217	Rick Sterner vs. Buffalo.....	1991
26.	216	Mike Mancuso at Elon.....	1997
		Mike Mancuso at Mansfield.....	1996
		Harold Strunk at Millersville.....	1976
29.	215	Jamie Meier at Bloomsburg.....	1979
30.	213	Mike Mancuso vs. Cheyney.....	1996
		Rick Sterner vs. Mansfield.....	1991
32.	212	Pete Radocha vs. Morgan State...	1976
33.	211	Robert Healy vs. LIU Post.....	2015
34.	210	Mike Mancuso vs. SCSU.....	1996
35.	209	Evan Prall vs. Mansfield.....	2005
36.	208	Robert Healy at Millersville.....	2016
		Greg Vaughn at Cheyney.....	2003
38.	207	Evan Prall at C.W. Post.....	2005
		Pete Radocha vs. Kutztown.....	1976
40.	204	Robert Healy vs. Shippensburg...	2015
41.	202	Brett Witmer vs. Bloomsburg.....	1997
42.	200	Jaymar Anderson at Lock Haven ..	2017
		Jon Schnaars vs. Edinboro.....	2015
		Anthony Carfagno at Bloom (NCAA) ..	2005

100 Yards Rushing and Receiving, Game

Robert Healy (157 rush, 117 rec) 2016 vs. IUP
 Robert Healy (117 rush, 115 rec) .2014 at Millersville
 Joe Pawloski (117 rush, 119 rec) 1996 at Bloomsburg

Games with 200+ Yards

7	Robert Healy.....	2013-16
4	Mike Mancuso.....	1994-97
3	Jon Schnaars.....	2012-15
	Evan Prall.....	2003-06
	Harold Strunk.....	1974-77

Games with 100+ Yards

35	Robert Healy.....	2013-16
22	Evan Prall.....	2003-06
17	Andre Castiglioni.....	1998-01

Consecutive Games with 100+ Yards

12	Robert Healy.....	2015-16
	Robert Healy.....	2013-14
7	Robert Healy.....	2014-15
6	Harold Strunk.....	1977

50+ Yards Rushing, Receiving

16	Robert Healy.....	2013-16
4	Anthony Carfagno.....	2002-05
3	Harold Strunk.....	1974-77

75+ Yards Rushing, Receiving

5	Robert Healy.....	2013-16
1	Anthony Carfagno.....	2005
	Joe Pawloski.....	1996
	Frank Bell.....	1978
	Don Ford.....	1974

100 Yards Rushing, 50 Yards Receiving

2016	Robert Healy vs. IUP (17-157 rushing, 7-117 receiving)
2016	Robert Healy vs. Cheyney (20-108 rushing, 1-57 receiving)
2015	Robert Healy at West Chester (11-116 rushing, 4-58 receiving)
2014	Robert Healy at Millersville (26-117 rushing, 7-115 receiving)
1996	Joe Pawloski at Bloomsburg (24-117 rushing, 6-119 receiving)
1977	Harold Strunk at Cheyney (28-169 rushing, 4-71 receiving)
1977	Harold Strunk at Cortland (17-193 rushing, 2-57 receiving)

100 Yards Receiving, 50 Yards Rushing

2016	Robert Healy vs. IUP (7-117 receiving, 17-157 rushing)
2015	Robert Healy vs. LIU Post (7-121 receiving, 10-90 rushing)
2015	Robert Healy vs. Shippensburg (9-133 receiving, 19-71 rushing)
2014	Robert Healy at LIU Post (4-103 receiving, 10-51 rushing)
2014	Robert Healy at Millersville (7-115 receiving, 26-117 rushing)
2009	Kendrick Williams at Kutztown (4-103 receiving, 20-55 rushing)
2004	Anthony Carfagno at Mansfield (5-108 receiving, 7-55 rushing)
1996	Joe Pawloski at Bloomsburg (6-119 receiving, 24-117 rushing)
1978	Frank Bell vs. Kutztown (3-106 receiving, 29-81 rushing)

20 Carries, 5 Receptions in a Game

2021 Gunner Anglovich at Slippery Rock

	(20-76 rushing, 7-71 receiving)
2016	Robert Healy at Millersville (31-163 rushing, 5-45 receiving)
2014	Robert Healy at Millersville (26-117 rushing, 7-115 receiving)
2011	Kendrick Williams vs. California (20-94 rushing, 5-36 receiving)
2009	Zach Krise at Gannon (29-184 rushing, 5-38 receiving)
1996	Joe Pawloski at Bloomsburg (24-117 rushing, 6-119 receiving)
1977	Harold Strunk at Bloomsburg (28-79 rushing, 5-61 receiving)
1975	Pete Radocha at Cheyney (21-75 rushing, 5-41 receiving)

Yards from Scrimmage

Single Season

1.	1,766	Evan Prall (0 + 1,766).....	2005
2.	1,641	Robert Healy (884 + 757).....	2015
3.	1,610	Jon Schnaars (0 + 1,610).....	2015
4.	1,556	Robert Healy (1,163 + 393).....	2016
5.	1,395	Tim Strenfel (7 + 1,388).....	2004
6.	1,378	Robert Healy (817 + 561).....	2014
7.	1,333	Robert Healy (1,129 + 204) (R-FR) ..	2013
8.	1,297	Anthony Carfagno (613 + 684)....	2005
9.	1,222	Stewart Ford (1,109 + 113) (FR) ..	1997
10.	1,220	Andre Castiglioni (1,160 + 60)....	2000
11.	1,210	Andre Myers (1,004 + 206).....	1998
12.	1,198	Tim Strenfel (9 + 1,189).....	2005
		Mike Mancuso (4 + 1,194).....	1996
14.	1,190	Evan Prall (16 + 1,174).....	2006
15.	1,178	Harold Strunk (913 + 265).....	1977
16.	1,172	Gunner Anglovich (962 + 210)...	2021
17.	1,124	Derek Lucas (1,021 + 103).....	2005
18.	1,121	Andre Castiglioni (1,077 + 44)....	2001
19.	1,117	Jaymar Anderson (1,046 + 71) ..	2017
20.	1,103	Pete Radocha (1,036 + 67).....	1976
21.	1,067	Anthony Carfagno (360 + 707)....	2004
22.	1,059	Rick Sterner (951 + 108).....	1991
23.	1,043	Jason Killian (33 + 1,010).....	1996
24.	1,040	Derek Lucas (948 + 92).....	2004
		Brett Witmer (0 + 1,040).....	1997
26.	1,035	Toby Barkman (866 + 169).....	1962
27.	1,030	Dusty Reed (101+ 929).....	2011

Career

1.	5,908	Robert Healy.....	2013-16
2.	4,143	Evan Prall.....	2003-06
3.	3,933	Anthony Carfagno.....	2002-05
4.	3,712	Tim Strenfel.....	2002-05
5.	3,447	Jon Schnaars.....	2012-15
6.	2,981	Dusty Reed.....	2010-12, 14
7.	2,936	Rick Sterner.....	1988-92
8.	2,853	Toby Barkman.....	1960-63
9.	2,735	Kendrick Williams.....	2009-12
10.	2,728	Mike Mancuso.....	1994-97
11.	2,723	Jason Killian.....	1993-96
12.	2,627	Robert Bleiler.....	2010-13
13.	2,624	Andre Castiglioni.....	1999-01
14.	2,593	Derek Lucas.....	2002-05
15.	2,572	Brett Witmer.....	1994-97
16.	2,388	Harold Strunk.....	1974-77
17.	2,348	Pete Radocha.....	1974-76
18.	2,229	Ed Kiser.....	2008-10
19.	2,222	John Kotarsky.....	1998-01
20.	2,186	Tim Bishop.....	1982-85
21.	2,123	Greg Vaughn.....	2000-03
22.	2,044	Sam Shuman.....	2006-09
23.	2,034	Tim Wilson.....	2012-13, 16-17
24.	2,014	Jaymar Anderson.....	2016-18

1,000 Career Yards both Rushing and Receiving

Robert Healy3,993 Rushing; 1,915 Receiving
 Anthony Carfagno....1,508 Rushing; 2,425 Receiving
 Jason Killian1,001 Rushing; 1,722 Receiving

ALL-PURPOSE YARDS

All-Purpose Yards

(Rushing, Receiving, Returns)

Single Game (since 1974)

1.	385	Evan Prall vs. Lock Haven	2006
2.	320	Dusty Reed vs. Kutztown	2012
3.	312	Rece Bender at Shepherd	2019
4.	309	Evan Prall vs. Kutztown	2005
5.	292	Robert Healy at Mercyhurst	2016
6.	290	Joe McLaughlin vs. Mansfield	1985
7.	287	Mike Mancuso vs. SCSU	1996
8.	286	Evan Prall at C.W. Post	2005
9.	284	Joe Partridge at Cheyney	2007
10.	277	Rece Bender vs. Shippensburg 2021	
11.	274	Joe Pawloski at Bloomsburg	1996
12.	270	Evan Prall vs. Mansfield	2005
13.	268	Drew Stem vs. Millersville	2007
14.	267	Andre Myers vs. Mansfield	1998
15.	262	Tim Wilson vs. Lock Haven	2016
16.	258	Mike Mancuso at Mansfield	1996
17.	256	Joe Klebon at Bloomsburg (R-FR)	2010
18.	250	Andre Myers at Cheyney	1998
	250	Harold Strunk at Cortland State	1977

Single Season

1.	2,322	Evan Prall	2005
2.	1,807	Evan Prall	2006
3.	1,799	Mike Mancuso	1996
4.	1,755	Mike Mancuso	1997
5.	1,641	Robert Healy	2015
6.	1,610	Jon Schnaars	2015
7.	1,556	Robert Healy	2016
8.	1,435	Matt Kacanda	1999
9.	1,411	Derek Lucas	2004
10.	1,405	Kendrick Williams	2011
11.	1,401	Tim Strenfel	2004
12.	1,378	Robert Healy	2014
13.	1,355	Dusty Reed	2011
14.	1,339	Tim Wilson	2016
15.	1,333	Robert Healy (R-FR)	2013
16.	1,328	Rece Bender	2021

Career

1.	5,908	Robert Healy	2013-16
2.	5,682	Evan Prall	2003-06
3.	4,925	Mike Mancuso	1994-97
4.	3,956	Anthony Carfagno	2002-05
5.	3,905	Dusty Reed	2010-12, 14
6.	3,718	Tim Strenfel	2002-05
7.	3,580	Kendrick Williams	2009-12
8.	3,492	Jon Schnaars	2012-15
9.	3,357	Derek Lucas	2002-05
10.	3,105	Tim Wilson	2012-13, 16-17
11.	3,096	Dennis McWhite	1992-95
12.	2,956	Dennis Mailhot	1987-90
13.	2,938	Rick Sterner	1988-92
14.	2,853	Toby Barkman	1960-63
15.	2,845	Rece Bender	2018-21
16.	2,821	Chris Gerhard	1983-86
17.	2,768	Jason Killian	1993-96
18.	2,675	Andre Castiglioni	1999-01
19.	2,639	Devante Robinson	2017-pres.
20.	2,627	Robert Bleiler	2010-13
21.	2,625	Bob Lester	1969-71
22.	2,572	Brett Witmer	1994-97
23.	2,571	Ed Kiser	2007-10
24.	2,518	Jeff Giglio	2007-10
25.	2,442	Drew Stem	2005-08
26.	2,417	John Jeffries	2000-03
27.	2,413	Joe McLaughlin	1985-88
28.	2,398	Harold Strunk	1974-77
29.	2,348	Pete Radocha	1974-76
30.	2,347	Ramon Leak	1990-93
31.	2,255	Dell Walker	1981-83
32.	2,241	Greg Vaughn	2000-03
33.	2,222	John Kotarsky	1998-01
34.	2,202	Tim Bishop	1983-86
35.	2,138	Joe Pawloski	1995-96
36.	2,123	Andre Myers	1996-99
37.	2,120	Jordan Hallman	2009-12
38.	2,044	Sam Shuman	2006-09
39.	2,032	Jaymar Anderson	2016-18
30.	2,029	Joe Partridge	2005-08

CAREER ALL-PURPOSE YARDS

Year **Rush** **Rec** **KR** **PR** **Int** **Total**

1. Robert Healy

2013	1,129	204	0	0	0	1,333
2014	817	561	0	0	0	1,378
2015	884	757	0	0	0	1,641
2016	1,163	393	0	0	0	1,556
Totals	3,993	1,915	0	0	0	5,908

2. Evan Prall

2003	0	321	25	0	0	346
2004	0	832	324	51	0	1,207
2005	0	1,766	425	131	0	2,322
2006	16	1,174	260	357	0	1,791
Totals	16	4,093	1,034	539	0	5,682

3. Mike Mancuso

1994	0	305	428	0	0	733
1995	0	230	399	9	0	638
1996	4	1,194	447	154	0	1,799
1997	14	981	599	161	0	1,755
Totals	18	2,710	1,873	324	0	4,925

4. Anthony Carfagno

2002	279	484	23	0	0	786
2003	256	550	0	0	0	806
2004	360	707	0	0	0	1,067
2005	613	684	0	0	0	1,297
Totals	1,508	2,425	23	0	0	3,956

5. Dusty Reed

2010	11	377	0	0	0	388
2011	101	929	325	0	0	1,355
2012	49	787	417	0	0	1,253
2014	0	727	182	0	0	909
Totals	161	2,820	924	0	0	3,905

6. Tim Strenfel

2002	0	364	0	0	0	364
2003	0	755	0	0	0	755
2004	7	1,388	6	0	0	1,401
2005	9	1,189	0	0	0	1,198
Totals	16	3,696	6	0	0	3,718

7. Kendrick Williams

2009	436	245	0	0	0	681
2010	668	78	84	0	0	830
2011	541	140	724	0	0	1,405
2012	532	95	37	0	0	664
Totals	2,177	558	845	0	0	3,580

8. Jon Schnaars

2012	0	312	0	0	0	312
2013	0	718	0	45	0	763
2014	0	807	0	0	0	807
2015	0	1,610	0	0	0	1,610
Totals	0	3,447	0	45	0	3,492

9. Derek Lucas

2002	11	0	36	0	0	47
2003	418	0	310	78	0	806
2004	948	92	373	-2	0	1,411
2005	1,021	103	4	1	0	1,129
Totals	2,398	195	723	77	0	3,393

10. Tim Wilson

2012	0	167	114	10	0	291
2013	7	144	439	73	0	663
2016	-6	910	356	79	0	1,339
2017	-9	821	0	0	0	812
Total	-8	2,042	909	162	0	3,105

LONGEST OFFENSIVE TOUCHDOWNS (SINCE 1969)

Offensive TDs, 50+ Yards

2021	Rece Bender (Jake Cirillo) vs. Pace 79	Drew Stem (Roken) at Lock Haven 51	Jason Killian (Franklin) at Lafayette 64
	Gunner Anglovich vs. Millersville (R) 55	Jeff Giglio (Roken) at Lock Haven 52	Jason Killian at Springfield (R) 76
	Rece Bender (Jake Cirillo) vs. Millersville 96	Sam Shuman (Roken) vs. IUP 65	Dennis McWhite (Franklin) at Springfield 71
	Rece Bender (Jake Cirillo) at West Chester 64	Doug Ogden (Roken) vs. Bloomsburg 67	1993
	Elie Lavarin (Jake Cirillo) at West Chester 85	2006	Dennis McWhite (Franklin) vs. Springfield 80
	Rece Bender (Jake Cirillo) vs. Shippensburg 66	Evan Prall (Terwilliger) vs. Lock Haven 81	Jason Killian at SCSU (R) 90
2019		Doug Ogden (Terwilliger) vs. West Chester 56	Jake Hlavac (Franklin) vs. Mansfield 65
	Gunner Anglovich at West Chester (R) 52	Wes Lindsay (Terwilliger) at Bloomsburg 68	Dennis McWhite (Franklin) vs. Mansfield 81
	Rece Bender (Ben Moser) at Shepherd 75	2005	Dennis McWhite (Franklin) vs. American Intl. 58
2018		Anthony Carfagno at Bentley (R) 61	1991
	Jylil Reeder (Ben Moser) at Edinboro 57	Ben Culver (Terwilliger) vs. Edinboro 85	Jake Hlavac (Comp) at Lenoir-Rhyne 51
	Jylil Reeder (Jake Cirillo) at Millersville 60	Tim Strenfel (Terwilliger) at C.W. Post 54	Rick Sterner vs. Mansfield (R) 70
	Jaymar Anderson at Bloomsburg (R) 75	Evan Prall (Terwilliger) at C.W. Post 75	Rick Sterner vs. Buffalo (R) 50
	Devante Robinson vs. Ohio Dominican (R) 50	Anthony Carfagno (Terwilliger) at C.W. Post 51	Doug Leonzi (Comp) vs. Buffalo 72
2017		Tim Strenfel (Terwilliger) at Clarion 75	Carmine Duncan (Comp) vs. Ship (NCAA) 54
	Tim Wilson (Tim DiGiorgio) vs. Bloomsburg 77	Evan Prall (Terwilliger) at Clarion 53	1990
2016		Tim Strenfel (Terwilliger) at Cheyney 63	Johnny Lee Davis vs. Cheyney (R) 60
	Tim Wilson (Bruce Cambell) vs. IUP 52	Tim Strenfel (Terwilliger) at Cheyney 54	Ken Kopetchny (Comp) at Mansfield 99
	Robert Healy vs. IUP (R) 77	Drew Stem (Joe DeLuise) at Cheyney 64	1989
	Robert Healy at Mercyhurst (R) 77	Evan Prall (Terwilliger) vs. Mansfield 75	Dennis Mailhot (Tom Taylor) at Millersville 68
	Tim Wilson (Bruce Campbell) at Shippensburg 53	Ben Culver (Terwilliger) vs. C.W. Post (NCAA) 54	Dennis Mailhot (Tom Taylor) at Millersville 75
	Javier Buffalo (Tim DiGiorgio) vs. Kutztown 50	2004	1987
	Tim Wilson (Bruce Campbell) at Slippery Rock 70	Ben Culver (Terwilliger) at Lenoir-Rhyne 79	Jim Kerins (Ray Gentilella) at Millersville 53
2015		Tim Strenfel (Terwilliger) at Lenoir-Rhyne 67	Dennis Mailhot (Tom Taylor) vs. Mansfield 50
	Robert Healy vs. LIU Post (R) 75	Tim Strenfel (Terwilliger) at Edinboro 51	1986
	Robert Healy (Soltes) vs. Edinboro 53	Anthony Carfagno (Terwilliger) vs. C.W. Post 53	Gary Garver vs. Clarion (R) 59
	Jon Schnaars (Soltes) vs. Edinboro 56	Evan Prall (Terwilliger) vs. Millersville 58	Jim Kerins (Ray Gentilella) vs. Clarion 56
	Gerard Wendowski (Soltes) at Cheyney 56	Derek Lucas vs. Millersville (R) 72	1984
	Joe Welk (Jon Schnaars) at West Chester 66	Tim Strenfel (Terwilliger) at Kutztown 65	Joe Rovnan (Baranek) vs. SCSU 70
2014		Ben Culver (Terwilliger) vs. West Chester 54	Tim Bishop (Ernie Siegrist) vs. Kutztown 57
	Robert Healy (Soltes) at LIU Post 62	Tim Strenfel (Terwilliger) vs. Cheyney 86	Ernie Siegrist (Baranek) at West Chester 80
	Dusty Reed (Soltes) at LIU Post 50	Anthony Carfagno (Terwilliger) vs. Cheyney 66	Tim Bishop (Baranek) at West Chester 53
	Robert Healy (Soltes) at Edinboro 57	Anthony Carfagno (Terwilliger) at Mansfield 60	Ernie Siegrist (Baranek) vs. Edinboro 53
	Joe Welk (Soltes) at Shippensburg 69	Evan Prall (Terwilliger) vs. West Chester (NCAA) 77	Tim Bishop (Charlie Diskin) vs. Cheyney 85
2013		2003	Joey Pingitore at Mansfield (R) 60
	Steven Jones (Soltes) at Cheyney 80	Derek Lucas vs. Lenoir-Rhyne (R) 70	1983
	Steven Jones (Soltes) at Cheyney 53	John Jeffries (Terwilliger) vs. Bloomsburg 50	Tim Bishop (Charlie Diskin) at Lafayette 80
	Robert Bleiler (Soltes) vs. Lock Haven 99	Evan Prall (Terwilliger) vs. Shippensburg 66	Tim Bishop (Charlie Diskin) at Lafayette 72
	Robert Healy vs. Lock Haven (R) 58	John Jeffries (Terwilliger) at Kutztown 53	Tim Bishop (Charlie Diskin) at Central Conn. 90
2012		2002	Tim Bishop (Baranek) at Cheyney 62
	Robert Bleiler (Nate Daniels) vs. Lock Haven 68	John Jeffries (Palm) vs. Mansfield 52	Dell Walker (Baranek) vs. Millersville 72
	Jordan Hallman (Nate Daniels) vs. Lock Haven 79	Anthony Carfagno (Palm) at Shippensburg 55	1982
	Jordan Hallman (Nate Daniels) vs. Lock Haven 61	2001	Dell Walker at Montclair (R) 50
	Dusty Reed (Nate Daniels) vs. Shippensburg 65	John Kotarsky (Palm) vs. Clarion 61	Scott Benoit (Andy Soltes) at West Chester 73
	Kendrick Williams vs. Cheyney (R) 56	John Kotarsky (Palm) vs. Cheyney 66	1980
	Jordan Hallman (Nate Daniels) vs. Cheyney 63	2000	Tommy Meier (Barry Kennedy) at Central Conn. 58
	Matt Soltes at Millersville (R) 54	John Kotarsky (Jeff Brobst) vs. Mansfield 76	Tommy Meier (Guy Braccia) vs. Cheyney 55
	Robert Bleiler (Soltes) at Mercyhurst 75	1998	1979
2011		Larry Harrison (Will Burch) vs. West Chester 72	Jamie Meier (Barry Kennedy) at Bloomsburg 67
	Dusty Reed (Wagner) vs. Pace 70	Jason Klush (Will Burch) at Cheyney 60	1978
	Robert Bleiler (Wagner) vs. Pace 97	Larry Harrison (Will Burch) at Millersville 56	Jim Villani (Barry Kennedy) vs. IUP 54
	Wade Williams (Wagner) at Kutztown 59	Larry Harrison (Will Burch) vs. Mansfield 68	Frank Bell (Tom Hart) vs. Kutztown 70
	Jordan Hallman (Wagner) vs. C.W. Post 73	1997	Jim Villani (Barry Kennedy) at Clarion (PSAC) 77
	Robert Bleiler (Wagner) vs. C.W. Post 61	Mike Mancuso (Poalucci) at Elon 90	1977
	Jordan Hallman (Wagner) vs. C.W. Post 75	Jason Klush (Poalucci) at Elon 66	Jamie Meier (Frank Bell) vs. Mansfield 69
	Jordan Hallman (Nate Daniels) vs. Millersville 72	Mike Mancuso (Poalucci) vs. Slippery Rock 53	1976
2010		Stewart Ford vs. West Chester (R) 70	Tom Palubinski (M. Terwilliger) at Millersville 69
	Joe Klebon (Marshall) at Pace 68	Mike Mancuso (Poalucci) vs. West Chester 59	Tom Palubinski (Pete Radocha) vs. Cortland 56
	Dusty Reed (Marshall) at California 57	1996	Tom Palubinski (M. Terwilliger) vs. Bloomsburg 94
	Kendrick Williams at Millersville (R) 63	Brett Witmer (Poalucci) at New Haven 77	1975
2009		Jason Killian (Poalucci) vs. SCSU 65	Tom Palubinski (M. Terwilliger) at Kutztown 53
	Matt Marshall at Shippensburg (R) 51	Mike Mancuso (Poalucci) vs. SCSU 67	Tom Palubinski (M. Terwilliger) at Cheyney 59
	Ed Kiser (Marshall) vs. Slippery Rock 80	Mike Mancuso (Poalucci) vs. SCSU 54	Grey Seamans (M. Terwilliger) at Cortland 84
	Sam Shuman (Marshall) vs. Edinboro (NCAA) 77	Mike Mancuso (Poalucci) vs. Cheyney 65	Ed Guers at Bloomsburg (R) 90
2008		Mike Mancuso (Poalucci) vs. Cheyney 63	1974
	Doug Ogden (Roken) at C.W. Post 63	Mike Mancuso (Poalucci) at Mansfield 59	Don Ford vs. Slippery Rock (R) 72
	Ed Kiser (Roken) at Millersville 96	Mike Mancuso (Poalucci) at Mansfield 72	Don Ford (Jim Cantafio) vs. Slippery Rock 77
	Jeff Giglio (Marshall) at Millersville 86	1995	Don Ford (M. Terwilliger) at Mansfield 55
2007		Jason Killian (Poalucci) vs. West Chester 51	1972
		Joe Pawloski at Cheyney (R) 67	Mark Hoffner at Montclair (R) 72
		1994	Grey Seamans (Charlie Sandora) vs. Scranton 90

LONGEST OFFENSIVE TOUCHDOWNS (SINCE 1969)

1971

Jack Shoemaker (Charlie Sandora) at Trenton	52
Tom Petro vs. Mansfield (R)	80
Tom Petro (Mummaw) vs. Millersville	79
Bob Lester vs. Millersville. (R)	54

1970

Glenn Gottshalk (Mummaw) at Mansfield	68
Bob Lester at Mansfield (R)	58
Steve Mummaw at Mansfield. (R)	52
Ralph Gish at Mansfield. (R)	68

1969

Augie Grant (Dukett) vs. Delaware State	52
---	----

Most 50+ Yard TD's, Team

4	1970 at Mansfield
3	2012 vs. Lock Haven
	2011 vs. C.W. Post
	2005 at C.W. Post
	2005 at Cheyney
	1996 vs. SCSU

Most 50+ Yard TD Passes

Game	
3	Nate Daniels vs. Lock Haven. 2012
	Ray Wagner vs. C.W. Post 2011
	Jimmy Terwilliger at C.W. Post 2005
	Damian Poalucci vs. SCSU. 1996

Season

11	Jimmy Terwilliger. 2004
10	Jimmy Terwilliger. 2005
8	Damian Poalucci 1996
6	Ray Wagner 2011
5	Jake Cirillo 2021

Career

27	Jimmy Terwilliger. 2003-06
13	Damian Poalucci 1994-97
11	Matt Soltis 2012-15
6	Jake Cirillo 2018-pres.
	Nate Daniels. 2010-13
	Ray Wagner 2008-11
	Tim Roken. 2007-08
	James Franklin 1991-94
	Andy Baranek. 1982-84
	Mike Terwilliger. 1974-77

Most 50+ Yard TD Receptions

Game

2	Steven Jones at Cheyney [TE]. 2013
	Jordan Hallman vs. Lock Haven. 2012
	Jordan Hallman vs. C.W. Post. 2011
	Tim Strenfel at Cheyney. 2005
	Mike Mancuso (3 times) 1996
	Dennis Mailhot at Millersville 1989
	Tim Bishop at Lafayette. 1983

Season

6	Mike Mancuso 1996
---	-----------------------------

Career

9	Mike Mancuso 1994-97
8	Tim Strenfel 2002-05
7	Evan Prall 2003-06
	Tim Bishop 1983-86
6	Jordan Hallman. 2009-12
5	Rece Bender 2018-21

Most 50+ Yard TD Runs

Season

2	Robert Healy. 2016
	Rick Sterner 1991

Career

4	Robert Healy. 2013-16
2	Gunner Anglovich. 2018-pres.
	Kendrick Williams 2009-12
	Derek Lucas 2003-06
	Jason Killian. 1993-96
	Rick Sterner 1988-92
	Bob Lester 1969-71

SCORING RECORDS

Points		
Single Game		
1.	42	Jon Schnaars vs. Shippensburg . . . 2015
2.	36	Jaymar Anderson vs. Seton Hill . . . 2018
3.	30	Evan Prall vs. Kutztown 2006
		Evan Prall vs. Lock Haven 2006
		Danny Roskos vs. Montclair 1946
6.	24	Robert Healy at Mercyhurst 2016
		Robert Healy at Millersville 2016
		Jon Schnaars vs. Gannon 2015
		Dusty Reed at Edinboro 2014
		Kendrick Williams at Millersville 2010
		Joe Partridge at Cheyney 2007
		Anthony Carfagno at Bentley 2005
		Anthony Carfagno vs. Cheyney 2004
		Stewart Ford vs. Glenville State 1999
		Jason Klush at Bloomsburg 1998
		Brett Witmer at New Haven 1996
		Joe Pawloski vs. Cheyney 1996
		Joe Pawloski vs. Mansfield 1995
		Johnny Lee Davis vs. Cheyney 1990
		Joe Rovnan vs. Mansfield 1985
		Glenn Gottshalk vs. Kutztown 1970
		Glenn Gottshalk vs. Bloomsburg 1970

Single Season		
1.	138	Anthony Carfagno 2005
		Evan Prall 2005
3.	134	Jon Schnaars 2015
4.	120	Evan Prall 2006
5.	116	Mark Brubaker 2005
6.	114	Robert Healy 2016
		Anthony Carfagno 2004
8.	96	Mike Mancuso 1996
9.	93	Taylor Groff 2012
10.	90	Harold Strunk 1977
		Toby Barkman 1961
12.	88	Jordan Walters 2019
13.	87	Taylor Groff (FR) 2010
14.	85	Greg Knauss 2008
15.	84	Gerald Van De Cruz 2015
		Robert Healy 2014
		Jon Schnaars 2014
		Anthony Carfagno 2003
		Danny Roskos 1946

Career		
1.	402	Anthony Carfagno 2002-05
2.	320	Evan Prall 2003-06
3.	303	Taylor Groff (K) 2010-13
4.	287	Mark Brubaker (K) 2002-05
5.	272	Jon Schnaars 2012-15
6.	264	Robert Healy 2013-16
7.	262	Ed Detwiler (K) 1989-92
8.	252	Toby Barkman 1960-63
9.	204	Tim Strenfel 2002-05
10.	192	Jordan Walters (K) 2017-19

Touchdowns		
Single Game		
see single game points list		
Single Season		
1.	23	Anthony Carfagno 2005
		Evan Prall 2005
3.	22	Jon Schnaars 2015
4.	20	Evan Prall 2006
5.	19	Robert Healy 2016
		Anthony Carfagno 2004
7.	16	Mike Mancuso 1996
8.	15	Harold Strunk 1977
		Toby Barkman 1961
10.	14	Gerald Van De Cruz 2015
		Robert Healy 2014
		Jon Schnaars 2014
		Tim Strenfel 2005
		Anthony Carfagno 2003
		Danny Roskos 1946

Career		
1.	67	Anthony Carfagno 2002-05
2.	53	Evan Prall 2003-06
3.	45	Jon Schnaars 2012-15
4.	44	Robert Healy 2013-16
5.	41	Toby Barkman 1960-63
6.	34	Tim Strenfel 2002-05
7.	28	Mike Mancuso 1994-97
		Jason Killian 1993-96
9.	27	Kendrick Williams 2009-12
10.	26	Gerald Van De Cruz 2013-15
		Pete Radocha 1974-76
12.	24	Dusty Reed 2010-12, 14
		Dell Walker 1981-83
14.	23	Stewart Ford 1997-99

Touchdowns Responsible For (Passing plus Rushing)		
Single Season		
1.	54	Jimmy Terwilliger (50 + 4) 2005
2.	42	Matt Solttes (41 + 1) 2015
3.	41	Damian Poalucci (40 + 1) 1996
4.	37	Jimmy Terwilliger (35 + 2) 2006
5.	36	Matt Solttes (34 + 2) 2013
6.	35	Jimmy Terwilliger (33 + 2) 2004
		Jimmy Terwilliger (30 + 5) (R-FR) 2003
8.	32	Matt Solttes (30 + 2) 2014
9.	27	Matt Marshall (26 + 1) 2009
10.	26	Matt Marshall (26 + 0) 2010
11.	23	Matt Solttes (21 + 2) (R-FR) 2012
		Jeremy Palm (22 + 1) 2001

Career		
1.	161	Jimmy Terwilliger (148 + 13) 2003-06
2.	133	Matt Solttes (126 + 7) 2012-15
3.	74	Damian Poalucci (69 + 5) 1994-97
4.	66	Jeremy Palm (62 + 4) 1998-02
5.	62	Matt Marshall (61 + 1) 2007-10
6.	55	Bret Comp (50 + 5) 1989-92
7.	54	Bill Dukett (45 + 9) 1967-69
8.	47	Andy Baranek (41 + 6) 1982-84
9.	46	James Franklin (36 + 10) 1991-94
10.	41	Jake Cirillo (34 + 7) 2018-21
11.	40	Anthony Carfagno (all rush) 2002-05

Points by Kicker		
Single Season		
1.	116	Mark Brubaker 2005
2.	93	Taylor Groff 2012
3.	88	Jordan Walters 2019
4.	87	Taylor Groff (FR) 2010
5.	85	Greg Knauss 2008
6.	82	Mark Brubaker 2004
7.	79	Ed Detwiler 1991
8.	76	Joey Pingitore 1983
9.	74	Nicolas Ruiz (FR) 2015
10.	73	Taylor Groff 2013

Career		
1.	303	Taylor Groff 2010-13
2.	287	Mark Brubaker 2002-05
3.	262	Ed Detwiler 1989-92
4.	192	Jordan Walters 2017-19
5.	179	Joey Pingitore 1982-84
6.	177	Matt Seagreaves 1994-96
7.	156	J.D. Stern 1996-99
8.	150	Greg Knauss 2007-08
9.	141	Nicolas Ruiz 2015-16
10.	129	Jack Rogers 1976-78

Extra Points		
Single Game		
1.	9	Jordan Walters at Lock Haven . . . 2019
		Nicolas Ruiz at Cheyney (FR) 2015
		Taylor Groff at Seton Hill 2013
		Mark Brubaker at C.W. Post 2005
		Mark Brubaker at Bentley 2005
		Mark Brubaker at Cheyney 2003
		Matt Seagreaves vs. Cheyney 1996
8.	8	Nicolas Ruiz vs. Edinboro (FR) 2015
		Taylor Groff at Millersville 2012
		Taylor Groff at Millersville (FR) 2010
		Eric Petters vs. Kutztown (FR) 2006
		Mark Brubaker at Clarion 2005
		Matt Seagreaves at New Haven 1996
		Dan Staats at Bloomsburg 1967

Single Season		
1.	74	Mark Brubaker 2005
2.	52	Taylor Groff 2013
3.	50	Nicolas Ruiz (FR) 2015
4.	49	Greg Knauss 2008
		Mark Brubaker 2004
6.	48	Taylor Groff 2012
7.	46	Mark Brubaker 2003
8.	44	Matt Smith (FR) 2014
9.	43	Nicolas Ruiz 2016
		Eric Petters 2006

Career		
1.	170	Mark Brubaker 2002-05
2.	156	Taylor Groff 2010-13
3.	112	Ed Detwiler 1989-92
4.	93	Jordan Walters 2017-19
		Nicolas Ruiz 2015-16
6.	87	Matt Seagreaves 1994-96
7.	81	Jack Rogers 1976-78
8.	75	Greg Knauss 2007-08
9.	74	Joey Pingitore 1982-84
10.	72	J.D. Stern 1996-99

SCORING RECORDS

Field Goals

Single Game

1.	5	Greg Knauss at West Chester	2007
2.	4	Nicolas Ruiz vs. LIU Post (FR)	2015
		Taylor Groff vs. Kutztown	2012
		Matt Seagreaves at Lafayette	1994
		Ed Detwiler vs. California	1992

Consecutive FG Made

1.	9	Taylor Groff	2012
		Joey Pingitore	1983
3.	7	Jordan Walters	2019
		Mark Brubaker	2005

(To Start Career)

1.	5	Nicolas Ruiz	2015
----	---	------------------------	------

Single Season

1.	16	Jordan Walters	2019
		Taylor Groff (FR)	2010
3.	15	Taylor Groff	2012
		Matt Seagreaves	1994
		Ed Detwiler	1991
6.	14	Mark Brubaker	2005
7.	13	Greg Knauss	2007
		Ed Detwiler	1992
		Ed Detwiler (FR)	1989
10.	12	Greg Knauss	2008
		Mike Augustin	1985
		Joey Pingitore	1983

Career

1.	50	Ed Detwiler	1989-92
2.	49	Taylor Groff	2010-13
3.	39	Mark Brubaker	2002-05
4.	33	Jordan Walters	2017-19
5.	30	Matt Seagreaves	1994-96
6.	29	Joey Pingitore	1982-84
7.	28	J.D. Stern	1996-99
8.	25	Greg Knauss	2007-08

Kick FG, Rush for TD in same game

1983	Joey Pingitore vs. Montclair (2-2 FG, 1-2 PAT, 5-196 punting, 3 yd TD run)
1983	Joey Pingitore at Cheyney (2-2 FG, 3-3 PAT, 6-248 punting, 9 yd TD run)

Punt, Rush for TD in same game

2 games above plus:

1977	Barry Kennedy at Cortland (4-118 punting, 4 yd TD run)
1976	Pete Radocha at Montclair (4-147 punting, 25-130 rush, 2 TD - 1, 4)
1976	Pete Radocha at West Chester (5-174 punting, 0-1 PAT, 20-174 rush, 3 TD - 3, 11, 10)
1976	Pete Radocha vs. Kutztown (4-125 punting, 0-1 FG, 31-207 rush, 3 TD - 3, 1, 1)
1976	Pete Radocha vs. Morgan State (6-237 punting, 0-1 FG, 28-184 rush, 2 TD - 5, 16)

Punt, 100 Yards Rushing in same game

1976	Pete Radocha 5 times at Montclair (4-147 punting, 25-130 rush, 2 TD) at West Chester (5-174 punting, 20-147 rush, 3 TD) vs. Kutztown (4-125 punting, 0-1 FG, 31-207 rush, 3 TD) vs. Morgan State (6-237 punting, 0-1 FG, 28-184 rush, 2 TD) at Shippensburg (5-167 punting, 30-183 rush, also 28-yd pass TD to Dennis Gorman)
------	---

Punt, 100 Yards Receiving in same game

1980 Jack Brunner vs. C.W. Post
(6-189 punting, 4-100 receiving)

50+ Yard Field Goals

(complete list of long FG on p. 67)

56	Jordan Walters at West Chester	2019
53	Greg Knauss vs. IUP	2007
52	Taylor Groff at Bloomsburg	2012
	Taylor Groff at Millersville	2012
	Taylor Groff at Kutztown	2011
51	Taylor Groff at Clarion	2012
50	Devin Bartholomew at West Chester	2021
	Jordan Walters at West Chester	2017
	Todd McNamee vs. SCSU	1988

Career

1.	4	Taylor Groff	2010-13
2.	2	Jordan Walters	2017-19
3.	1	Devin Bartholomew	2021-pres.
		Greg Knauss	2007-08
		Todd McNamee	1987-88

40+ Yard Field Goals

Single Game

1.	3	Ed Detwiler vs. California (43, 40, 48)	1992
2.	2	Taylor Groff at Millersville (44, 52)	2012
		Taylor Groff vs. Millersville (43, 43)	2011
		Todd McNamee at Cheyney (50, 47)	1987
		Joey Pingitore vs. Montclair (43, 49)	1983
		Joey Pingitore at Millersville (42, 47)	1982

Single Season

1.	7	Jordan Walters	2019
2.	6	Taylor Groff	2012
		Taylor Groff	2011
		Joey Pingitore	1983
5.	5	Greg Knauss	2007
		Ed Detwiler	1992
		Mike Augustin	1985

Career

1.	16	Taylor Groff	2010-13
2.	12	Ed Detwiler	1989-92
3.	10	Jordan Walters	2017-19
4.	8	Joey Pingitore	1982-84

Field Goal Percentage

Single Season (min. 10 attempts)

1.	84.2	Jordan Walters (16-19)	2019
2.	81.3	Ed Detwiler (13-16) (FR)	1989
3.	78.6	Taylor Groff (11-14)	2011
4.	76.2	Taylor Groff (16-21) (FR)	2010
5.	75.0	Joey Pingitore (12-16)	1983
6.	73.7	Mark Brubaker (14-19)	2005

Career (min. 25 attempts)

1.	71.7	Jordan Walters (33-46)	2017-19
2.	67.2	Mark Brubaker (39-58)	2002-05
3.	67.1	Taylor Groff (49-73)	2010-13
4.	65.8	Greg Knauss (25-38)	2007-08
5.	60.4	Joey Pingitore (29-48)	1982-84
6.	60.0	Nicolas Ruiz (16-25)	2015-16
7.	56.6	Matt Seagreaves (30-53)	1994-96
8.	55.0	Ed Detwiler (50-91)	1989-92
		Scott Taylor (22-40)	1979-81
10.	54.5	Mike Augustin (18-33)	1985-86
11.	53.8	J.D. Stern (28-52)	1996-99
12.	50.0	Jack Rogers (16-32)	1976-78

Extra Point Percentage

Single Season (min. 10 PAT, since 1969)

1.	100.0	Taylor Groff (48-48)	2012
		Jordan Walters (40-40)	2019
		Devin Bartholomew (29-29)	2021
		Jack Rogers (23-23)	1977
		Scott Taylor (17-17)	1979
		Scott Taylor (14-14)	1981
		John Schubert (10-10)	2011
7.	98.0	Greg Knauss (49-50)	2008

Career (min. 50 PAT)

1.	98.0	Scott Taylor (49-50)	1979-81
2.	96.2	Greg Knauss (75-78)	2007-08
3.	94.9	Jordan Walters (93-98)	2017-19
4.	93.0	Nicolas Ruiz (93-100)	2015-16
5.	92.6	Ed Detwiler (112-121)	1989-92
6.	92.5	Joey Pingitore (74-80)	1982-84
7.	92.3	Taylor Groff (156-169)	2010-13
8.	89.9	Mark Brubaker (170-189)	2002-05

DEFENSIVE RECORDS

Tackles

Single Game

1.	27	Tim Green at Slippery Rock	1995
2.	22	Jeff Johnson vs. West Chester (FR)	1975
		Tom Kozlosky vs. Kutztown	1974
4.	21	Pat Brady at Central Conn.	1988
		Jeff Johnson at Kutztown	1977
		Jeff Johnson vs. Bloomsburg	1976
		Tom Kozlosky at Millersville	1974
		Tom Kozlosky vs. Slippery Rock	1974

Single Season

1.	182	Tom Kozlosky	1974
2.	147	Mike Reichenbach	1983
3.	139	Kevin Nagle	1998
4.	136	Jeff Johnson	1976
5.	135	Tim Green	1995
6.	132	Matt Freed	2009
		Fred Rice	2005
		Jeff Johnson (FR)	1975
9.	126	Matt Freed	2008
		Pat Brady	1988

Freshman

1.	132	Jeff Johnson	1975
2.	91	Bill Camp	1981
3.	90	Kevin Nagle	1997

Career

1.	502	Jeff Johnson	1975-78
2.	477	Kevin Nagle	1997-00
3.	399	Matt Freed	2007-10
4.	358	Dan Murray	1984-87
5.	335	Mike Reichenbach	1980-83
6.	301	Joe Detzi	1975-78
7.	295	Bill Camp	1981-84
8.	294	Tom Kozlosky	1973-74
9.	288	Anthony Singlar	2011-14
10.	283	Greg Thoman	2002-06

Tackles for Loss (since 1978)

Single Season

1.	32	Des Hussey	1991
2.	22	Tim Green	1995
		Bill Camp (FR)	1981
4.	21	Bill Bergen	1978
5.	20.5	Larry Sontag	1981
6.	20	Eric Sampson	1988
7.	19	Joe Ruedt	1992
		Johnny Lee Davis	1991
		Des Hussey	1990
10.	18.0	Matt Freed	2009
	18	Matt Delancey	1995
		Bob Heumann	1988
13.	17	Deshawn McCarthy	2021
		Bob Heumann	1989
14.	16	Kevin Nagle	2000
		Phil Calamia	1983
16.	15.0	Greg Thoman	2005
	15	Bill Camp	1983
		Jeff Johnson	1978

(Assists on tackles for loss only credited since 2002)

Year	Player (Position)	Tack	TFL	Sacks
2021	Paul Carreras (LB)	80	10.5	1.0
2019	Jameer Brooks (LB)	69	5.5	0.5
2018	Billy Inge III (FS)	76	0.5	0
2017	Dakota Everett (LB)	101	7.5	3.5
2016	Mike Wiand (LB)	82	7.0	2.5
2015	Sekou Jones (LB)	73	8.0	1.5
2014	Cody Simcox (LB)	87	6.0	4.0
2013	Cody Simcox (LB)	94	8.0	2.0
2012	Anthony Singlar (FS)	86	1.0	0
2011	Mike Bergey (LB)	110	10.0	1.5
2010	Matt Freed (LB)	120	14.0	7.5
2009	Matt Freed (LB)	132	18.0	10.0
2008	Matt Freed (LB)	126	11.0	4.0
2007	Jayson Frank (LB)	93	7.0	4.0
2006	Jayson Frank (LB)	86	7.5	0.5
2005	Fred Rice (LB)	132	12.5	2.0
	John Vetter (LB)	119	7.0	2.0
2004	Henry Breckenridge (LB)	97	8.5	4.5
2003	Ryan Vermillion (LB)	89	4.0	1.5
2002	Ryan Vermillion (LB)	87	5.0	2.5
2001	Jeremy Brown (DB)	68	2.0	0
2000	Kevin Nagle (LB)	125	16	8.0
1999	Kevin Nagle (LB)	123	13	4.0
1998	Kevin Nagle (LB)	139	12	1.5
1997	Kevin Nagle (LB)	90	6	3.0
1996	Bill Fonzone (LB)	70	7	2
1995	Tim Green (LB)	135	22	2
1994	Joe Menton (LB)	105	10	3
1993	Matt Giarretta (LB)	86	6	0
1992	Joe Ruedt (DE)	92	19	15
1991	Bobby Swift (LB)	112	1	4
	Des Hussey (DT)	105	32	15
1990	Jim Miller (LB)	94	4	1
1989	Jim Miller (LB)	80	6	0
1988	Pat Brady (LB)	126	4	0
1987	Dan Murray (LB)	108	8	1
1986	Dan Murray (LB)	107	9	3
	Joe Keenan (LB)	105	5	1
1985	Joe Keenan (LB)	97	0	0
1984	Phil Calamia (DT)	84	13	2
1983	Mike Reichenbach (LB)	147	2	1
1982	Mark Clements (LB)	116	4	1
	Mike Reichenbach (LB)	110	2	0
1981	Larry Sontag (DT)	101	20.5	9.5
1980	Dan Gechter (LB)	93	2	0
1979	Dan Gechter (LB)	87	1	0
1978	Jeff Johnson (LB)	120	15	7
	Joe Detzi (LB)	120	8	3
1977	Jeff Johnson (LB)	114		
1976	Jeff Johnson (LB)	136		
	Joe Detzi (LB)	126		
1975	Jeff Johnson (LB)	132		
1974	Tom Kozlosky (LB)	182		
1973	Tom Kozlosky (LB)	112		
1972	Frank Snyder (LB)	119		

(Sacks or tackles for loss not kept before 1978)

Tackles TFL Sacks

1. Jeff Johnson

1975	132		
1976	136		
1977	114		
1978	120	15	7
Totals	502		

2. Kevin Nagle

1997	90	6	3.0
1998	139	12	1.5
1999	123	13	4.0
2000	125	16	8.0
Totals	477	47	16.5

3. Matt Freed

2007	21	2.0	1.0
2008	126	11.0	4.0
2009	132	18.0	10.0
2010	120	14.0	7.5
Totals	399	45.0	22.5

4. Dan Murray

1984	75	4	1
1985	68	3	0
1986	107	12	3
1987	108	8	1
Totals	358	27	5

5. Mike Reichenbach

1980	78	2	0
1982	110	2	2
1983	147	2	1
Totals	335	6	3

6. Joe Detzi

1975	n/a		
1976	126		
1977	55		
1978	120	8	3
Totals	301		

7. Bill Camp

1981	91	22	11
1982	68	13	6
1983	72	15	10
1984	64	10	6
Totals	295	60	33

8. Tom Kozlosky

1973	112		
1974	182		
Totals	294		

9. Anthony Singlar

2011	51	0	0
2012	86	1.0	0
2013	65	6.0	0
2014	86	6.0	1.5
Totals	288	13.0	1.5

10. Greg Thoman

2002	43	10.5	3.0
2003	3	1.0	0
2004	77	5.5	2.0
2005	90	15.0	6.0
2006	70	14.5	8.5
Totals	283	46.5	19.5

DEFENSIVE RECORDS

Sacks (since 1978)

Single Game

1.	5	Johnny Lee Davis at Lenoir-Rhyne .. 1991
		Eric Sampson vs. Kutztown 1988
3.	4	Deshawn McCarthy vs. Pace 2021
		Brian Holkovic at Kutztown 2001
		Bob Heumann at Mansfield 1988
		Bill Camp vs. Millersville 1983
		Jeff Johnson at Millersville 1978
7.	3.5	Deshawn McCarthy vs. Millersville.. 2021
		Bryan Thomson at Kutztown 2013

Single Season

1.	15	Joe Ruedt 1992
		Des Hussey 1991
3.	13	Deshawn McCarthy 2021
		Bob Heumann 1989
4.	12	Johnny Lee Davis 1991
		Bob Heumann 1988
		Ray Yakavonis 1978
7.	11	Des Hussey 1990
		Eric Sampson 1988
		Bill Camp (FR) 1981
10.	10	Matt Freed 2009
		Adam DeAngelo 2000
		John Catalano 1993
		Joe Ruedt 1991
		Bill Camp 1983

Career

1.	33	Des Hussey 1988-91
		Bill Camp 1981-84
3.	30	Joe Ruedt 1989-92
4.	29	Bob Heumann 1987-89
5.	23.5	Brandon Gattelli 2011-14
6.	22.5	Matt Freed 2007-10
7.	21.5	Bryan Thomson 2011-14
8.	19.5	Greg Thoman 2002-06
9.	19.0	Deshawn McCarthy 2019-pres.
10.	18.5	Mike Coyle 1987-90
		Eric Sampson 1985-88
12.	17.5	Dustin Barno 1999-02
13.	17	Matt Delancey 1993-96

Blocked Kicks

Single Season

1.	6	Bryan Thomson (3 PAT, 3 FG) 2014
		Bryan Thomson (3 PAT, 3 FG) 2012
		Joe Menton 1995
4.	4	Dakota Everett 2017
		Dennis Segich 1987
		Scott LeVan 1978
6.	3	Matt Delancey 1995
		Mike Lush 1980

Career

1.	16	Bryan Thomson (10 PAT, 6 FG) 2011-14
2.	8	Matt Delancey 1993-96
3.	7	Joe Menton 1991-95
4.	6	Henry Breckenridge 2001-04
		Scott LeVan 1976-78
6.	5	Kevin Nagle 1997-00
		Dennis Segich 1985-88

Team Records

1.	13	1996
2.	12	1995
3.	8	1978
4.	7	2007
5.	6	1993, 1997, 1999, 2012, 2014, 2017

Interceptions

Single Game

1.	4	Shawnte Carroll vs. Slippery Rock .. 2009
2.	3	Matt Crispell at Bloomsburg 2004
		Roger Straub vs. Kutztown 1992
		Bill Scott at Mansfield 1986
		Mike Lush vs. Central Conn..... 1980

Single Season

1.	12	Mike Lush 1980
2.	10	Matt Crispell 2004
3.	8	Michael Wiggins 2004
		Jeremy Brown 2001
		Roger Straub 1992
		Curtis Bunch 1991
7.	7	Nicholas Artinger 2009
		Nick Beisker 2002
		Derrick Deburow 1990
		Linus Bolden 1989
		Ray Cianni 1978
		Fred Balina 1978

Career

1.	18	Matt Crispell 2003-05
		Curtis Bunch 1987-91
		Rich Rodenberger 1973-76
4.	15	Mike Lush 1976-80
		Ray Cianni 1976-79
6.	14	Michael Wiggins 2003-06
		Jeremy Brown 1999-01
		Melvin Woodson 1990-93
9.	13	Teron Dobbs 2012-15
		Nick Beisker 2000-02
		Derrick Deburow 1989-92

Interception Yardage

Single Season

1.	208	Mike Lush 1980
2.	192	Billy Inge III 2018
3.	171	Curtis Bunch 1990
4.	163	Jeremy Brown 2001

Career

1.	436	Curtis Bunch 1987-91
2.	262	Joe McLaughlin 1985-88
3.	249	Mike Lush 1976-80

Interception Returns for TD

Team, Game

3	vs. Slippery Rock 2009
2	vs. Mansfield 1985
	at West Chester 1978
	vs. Mansfield 1973

Individual, Game

2	Shawnte Carroll vs. Slippery Rock 2009
---	--

Single Season

2	Shawnte Carroll 2009
	Jeremy Brown 2001

Career

2	Darius Jackson 2010-13
	Shawnte Carroll 2008-11
	Michael Glover 1999-02
	Jeremy Brown 1999-01
	Joe McLaughlin 1985-88
	Dennis Segich 1985-88
	Fred Balina 1975-78

Forced Fumbles

Single Season

1.	6	Billy Inge III 2017
		Justin Johnson 2017
3.	5	Jeff Johnson 1978
4.	4	Mark Kalo 2009
		Nick Beisker 2002
		Joe Detzi 1978

Career

1.	9	Billy Inge III 2017-18
		Dan Murray 1984-87
3.	7	Justin Johnson 2016-19
		Bob Heumann 1987-89
		Mike Reichenbach 1980-83
6.	6	Bryan Thomson 2011-14
		Mike Bergey 2008-11
		Jeff Johnson 1975-78#
9.	5	Brandon Gattelli 2011-14
		Taylor Cave 2008-11
		Fred Rice 2004-08
		Nick Beisker 2000-02
		Kevin Nagle 1997-00
		Jay Callaghan 1990-92
		Joe Ruedt 1989-92
		Des Hussey 1988-91
		Dennis Segich 1985-88
		Scott Baublitz 1980-83

Johnson, Detzi's FF not available for 1975-76

Fumble Recoveries

Single Season

1.	6	Jeff Johnson 1978
2.	5	Joe McLaughlin 1988
		Fred Polk 1985
		Jack Shrawder 1978
5.	4	Sam Trunzo 2013
		Matthew Faas 2008
		Brian Holkovic 1999
		Jim Naugle 1996
		Johnny Lee Davis 1991
		Eric Sampson 1988
		Mike Lush 1980
		John Smith 1973
		Tom Polinski 1973

Career

1.	7	Jay Callaghan 1990-92
		Eric Sampson 1986-88
		Joe McLaughlin 1985-88
		Chris Gerhard 1983-86
		Bill Camp 1981-84
		Bill Bergen 1975-78
		Jeff Johnson 1975-78
		Tom Polinski 1971-74
9.	6	Brian Holkovic 1999-01
		Des Hussey 1988-91
		Mike Lush 1976-80
		John Smith 1970-73

SCORING PLAYS - DEFENSE / SPECIAL TEAMS

Defensive Touchdowns (since 1969)

2021	Ryan Hieber vs. Bloomsburg	Int.	22
2018	Billy Inge III vs. West Chester	Int.	20
2017	Billy Inge III at Kutztown	FR	35
	Rich Melito vs. Bloomsburg	FR	25
	Sekou Jones at Lock Haven	FR	0
2014	Konrad Mims at Bloomsburg	FR	76
2013	Darius Jackson at Seton Hill	FR	19
	Darius Jackson at West Chester	Int.	44
2012	Darius Jackson vs. Cheyney	Int.	54
2011	Curtis Culbreath vs. Pace	Int.	66
2010	Richard Peter at Pace	FR	20
2009	Taylor Cave vs. Clarion	Int.	26
	Shawnte Carroll vs. Slippery Rock	Int.	36
	Nicholas Artinger vs. Slippery Rock	Int.	45
	Shawnte Carroll vs. Slippery Rock	Int.	40
2008	David Castillo vs. Gannon	Int.	64
	Matthew Faas vs. West Chester	FR	75
	Matt Freed at C.W. Post	Int.	30
2007	Dave Lotier at Lock Haven	Int.	42
2006	Scott Christy vs. Cheyney	Int.	77
2005	Tyree Townes vs. Kutztown	Int.	34
	Noel Nation vs. C.W. Post (NCAA)	Int.	29
2004	Michael Wiggins vs. C.W. Post	Int.	55
2002	Michael Glover at Glenville State	Int.	25
	Phil DeCecco vs. Cheyney	FR	43
2001	Jeremy Brown vs. West Chester	Int.	80
	Jeremy Brown at Millersville	Int.	33
2000	Adam DeAngelo vs. Millersville	Int.	28
	Michael Glover at Cheyney	Int.	25
1999	Jason Zinn vs. Glenville State	Int.	22
1995	Mike Lusch vs. West Chester	Int.	22
	Troy Myers at Slippery Rock	Int.	95
1994	Matt Gifford vs. Cheyney	FR	6
1993	Jim Naugle vs. Mansfield	Int.	26
	Mike McClelland vs. Bloomsburg	FR	8
1992	Matt Giarretta vs. SCSU	FR	20
	Joe Menton vs. Millersville	Int.	27
1991	Curtis Bunch at Lenoir-Rhyne	Int.	60
	Jay Callaghan at SCSU	Int.	44
	Bobby Swift at Cheyney	FR	0
	Derrick Deburow at Kutztown	Int.	32
	Melvin Woodson vs. Buffalo	Int.	22
1989	Ernie Sebastianelli vs. Mansfield	Int.	45
1988	Ernie Sebastianelli at Bloomsburg	FR	19
1987	Joe McLaughlin vs. Mansfield	Int.	31
	Dennis Segich vs. SCSU	Int.	41
1986	Kevin Conroy vs. New Haven	Int.	55
	Dennis Segich at Mansfield	Int.	10
1985	Bill Scott vs. Mansfield	Int.	31
	Joe McLaughlin vs. Mansfield	Int.	74
1979	Ken Bratchie at C.W. Post	Int.	37
1978	Ray Yakavonis vs. Cortland	Int.	14
	Jeff Johnson at Millersville	FR	0
	Tony Casucci at West Chester	Int.	63
	Fred Balina at West Chester	Int.	46
1977	Fred Balina vs. Montclair	Int.	52
	Phil Wayes at Cortland	Int.	50
1974	Andy Whittington vs. Slippery Rock	Int.	62
	Tom Kearney at West Chester	FR	0
1973	John Yudt vs. Montclair	Int.	22
	Bill Navarre vs. Mansfield	Int.	34
	Ron Reidinger vs. Mansfield	Int.	26
	Tom Kozlosky at Bloomsburg	Int.	30
1970	Joseph Vancho at Montclair	FR	75
	Raymond Johnson vs. Wilkes	Int.	26

Defensive Touchdowns

Career		
3	Darius Jackson	2010-13 (Defense 12-13)
2	Billy Inge III	
	Shawnte Carroll	
	Jeremy Brown	
	Ernie Sebastianelli	
	Joe McLaughlin	
	Dennis Segich	
	Fred Balina	
Season		
2	Shawnte Carroll	2009
	Jeremy Brown	2001
Game		
2	Shawnte Carroll	2009 vs. Slippery Rock
Longest Interception Return for TD		
95	Troy Myers at Slippery Rock	1995
80	Jeremy Brown vs. West Chester	2001
77	Scott Christy vs. Cheyney	2006
74	Joe McLaughlin vs. Mansfield	1985
Longest Fumble Return for TD		
76	Konrad Mims at Bloomsburg	2014
75	Matthew Faas vs. West Chester	2008
	Joseph Vancho at Montclair	1970

Return Touchdowns

PUNT RETURN

Season		
3	Dennis Mailhot	1989
2	Evan Prall	2006
Career		
4	Dennis Mailhot	1987-90
2	Evan Prall	2003-06
	Joe McLaughlin	1985-88
	Chris Gerhard	1983-86

KICK RETURN

Season		
2	Dennis Mailhot	1989
Career		
2	Rece Bender	2018-21
	Dennis McWhite	1992-95
	Dennis Mailhot	1987-90

COMBINED KICK/PUNT RETURNS

Game		
2	Dennis Mailhot vs. Mansfield	1989
Season		
5	Dennis Mailhot	1989
Career		
6	Dennis Mailhot	1987-90
3	Rece Bender	2018-21
	Joe McLaughlin	1985-88

Special Teams Scoring Plays (since 1969)

2021	Rece Bender at Lock Haven	KR	99
2019	Jahmere Crumpton at Lock Haven	Blk FG	83
	Rece Bender at Shepherd	PR	76
	Rece Bender vs. Clarion	KR	95
	Jahmere Crumpton vs. Clarion	Blk FG	84
2018	Jamal Cooley vs. Kutztown	Blk FG	72
2017	Elijah Rehm at Cheyney	KR	60
	Marquis Fells at Cheyney	PR	67
2015	Teron Dobbs vs. Bloomsburg	PR	64
2014	Teron Dobbs vs. Slippery Rock	Blk FG	95
	Joe Welk vs. Kutztown	KR	93
2012	Brandon Mercer vs. Cheyney	KR	94
	Darius Jackson vs. Cheyney	Blk (PAT)	n/a
2011	Taylor Cave at Cheyney	Blk (PAT)	95
2006	Evan Prall vs. Lock Haven	PR	69
	Evan Prall vs. West Chester	PR	75
2005	Tyree Townes vs. Bloom (NCAA)	Blk Pnt	7
2003	John Jeffries vs. Lenoir-Rhyne	PR	62
	Derek Lucas vs. Lenoir-Rhyne	PR	52
	Tyree Townes at Millersville	Blk FG	84
2002	Mike Yanocha at Mansfield	KR	97
	Michael Glover vs. Millersville	KR	93
	Greg Thoman vs. Millersville	Blk Pnt	19
2000	Michael Glover at Cheyney	Int. (PAT)	95
1998	Rob Flores vs. West Chester	FR (PAT)	n/a
	Matt Kacanda at Bloomsburg	KR	98
1997	Mike Mancuso at Kutztown	PR	45
1996	J.D. Granger vs. IUP	Blk Pnt	0
	Bill Fonzone vs. IUP	Blk Pnt	18
	Mike Rhine vs. IUP	FR (PAT)	30
	(lateral from Ian Geffers)		
1995	Tim Green at Cheyney	Blk Pnt	20
	Joe Pawloski vs. Mansfield	KR	92
1993	Dennis McWhite vs. West Chester	KR	86
1992	Dennis McWhite vs. Cheyney	KR	89
1991	Derrick Deburow at Cheyney	Blk Pnt	9
1990	Dennis Mailhot vs. Cheyney	PR	71
1989	Dennis Mailhot vs. Montclair	PR	68
	Dennis Mailhot vs. Mansfield	KR	90
	Dennis Mailhot vs. Mansfield	PR	62
	Dennis Mailhot vs. Bloomsburg	PR	72
	Dennis Mailhot vs. West Chester	KR	83
1988	Joe McLaughlin vs. SCSU	PR	53
1987	Joe McLaughlin at Millersville	PR	72
1986	Chris Gerhard vs. Clarion	PR	73
	Joe McLaughlin vs. Clarion	KR	80
1985	Tracy Coleman at Cheyney	PR	78
1983	Chris Gerhard vs. Clarion (PSAC)	PR	44
1982	Chuck Reiss vs. Cheyney	Blk Pnt	2
1981	Craig Summers at Cheyney	Blk Pnt	6
	Bob Crawford at Cheyney	Blk FG	22
	Craig Summers at IUP	Blk Pnt	2
1980	Rich Fetherolf vs. IUP	Blk Pnt	36
1979	Scott Feldman at Cortland	Blk Pnt	25
1978	Joe Detzi at Montclair	Blk Pnt	29
	Tony Casucci vs. Cortland	Blk Pnt	40
	Scott LeVan vs. Cortland	PR	62
1977	Doug Rhoads vs. Millersville	Blk Pnt	2
1976	Fred Balina vs. Bloomsburg	PR	71
1973	Rich Rodenberger at Bloomsburg	Blk Pnt	22
1972	Don Coyer vs. Cheyney	Blk Pnt	0
1970	Ed Long vs. Cheyney	Blk Pnt	23

PUNTING / KICK RETURNS / PUNT RETURNS

Punt Return Average (since 1968)

Single Game (min. 90 yards)

1.	26.2	Prall vs. Lock Haven (5-131)	2006
2.	24.8	Balina vs. Bloomsburg (4-99)	1976
3.	21.2	Mancuso at Kutztown (5-106)	1997
4.	20.3	Balina vs. Cheyney (6-122)	1978

Single Season (min. 10 returns)

1.	20.3	Teron Dobbs	2015
2.	17.9	Evan Prall	2006
3.	17.8	Dennis Mailhot	1989
4.	14.5	Willard Stem (FR)	1972
5.	13.9	Troy Myers	1995
6.	13.4	Marquis Fells	2017
7.	12.4	Willard Stem	1974
8.	12.1	Chris Gerhard (FR)	1983
9.	11.8	Rick Jones (FR)	1974
10.	11.4	Fred Balina	1977

Career

1.	19.5	Teron Dobbs	2012-15
2.	15.4	Evan Prall	2003-06
3.	14.3	Dennis Mailhot	1987-90
4.	11.8	Rece Bender	2018-21
5.	11.5	Marquis Fells	2015-17
6.	10.9	Willard Stem	1972-75
		Troy Myers	1993-95
8.	9.9	Fred Balina	1975-78
9.	9.4	Drew Stem	2006-08
10.	9.1	John Jeffries	2000-03
11.	8.8	Mike Mancuso	1994-97

Punt Return Yards (since 1968)

Single Game (since 1974)

1.	131 (5)	Evan Prall vs. Lock Haven	2006
2.	122 (6)	Fred Balina vs. Cheyney	1978
3.	108 (6)	Chris Gerhard vs. Cheyney	1984
		108 (7) Drew Stem vs. Kutztown	2008
5.	106 (5)	Mike Mancuso at Kutztown	1997

Single Season

1.	357	Evan Prall	2006
2.	346	Fred Balina	1978
3.	306	Joe McLaughlin	1987
4.	303	Fred Balina	1976
5.	286	Jim Rappo	1979
6.	284	Dennis Mailhot	1989
7.	277	Drew Stem	2008
8.	250	Chris Gerhard	1984
		Fred Balina	1977
10.	247	John Jeffries	2003

Career

1.	903	Fred Balina	1975-78
2.	759	Chris Gerhard	1983-86
3.	745	Joe McLaughlin	1985-88
4.	539	Evan Prall	2003-06
5.	496	Bill Campbell	1980-82
6.	459	Dennis Mailhot	1987-90
7.	473	Willard Stem	1972-75
8.	408	John Jeffries	2000-03
9.	390	Rece Bender	2019-21
10.	368	Jim Rappo	1977-79
11.	366	Drew Stem	2005-08

Kick Return Average (since 1968)

Single Game (min. 125 yards)

1.	70.0	Mailhot vs. WC (2-140)	1989
2.	62.5	Bender vs. Lock Haven (2-125)	2021
3.	54.7	McLaughlin vs. Mansfield (3-164) (FR)	1985
4.	48.0	Mercer vs. Cheyney (3-144) (R-FR)	2012
5.	44.7	Prall vs. Kutztown (3-134)	2005
6.	43.3	Kacanda vs. Cheyney (3-130)	1999

Single Season (min. 10 returns)

1.	32.6	Dennis Mailhot	1989
2.	31.9	Brandon Mercer (R-FR)	2012
3.	30.9	Drew Stem	2007
4.	28.7	Drew Stem	2006
5.	28.5	Mike Mancuso (FR)	1994
6.	28.0	Rece Bender	2019
7.	27.7	Dennis McWhite	1993
		Dennis McWhite	1992
9.	26.7	Joe Welk	2014
		Joe McLaughlin (FR)	1985

Career

1.	26.5	Brandon Mercer	2012-13
2.	26.2	Matt Kacanda	1998-99
3.	26.1	Drew Stem	2006-08
4.	25.7	Dennis McWhite	1992-95
5.	24.8	Rece Bender	2018-21
6.	24.2	Joe Welk	2012-15
7.	23.7	Dusty Reed	2010-12, 14
8.	23.0	Joe Klebon	2009-11
9.	22.7	Joe McLaughlin	1985-88
10.	22.6	Marquis Fells	2015-17
11.	22.4	Bob Dinan	1968-69

Kick Return Yards (since 1968)

Single Game (since 1974)

1.	247 (9)	Dusty Reed vs. Kutztown	2012
2.	183 (9)	Marquis Fells vs. IUP	2016
3.	181 (6)	Drew Stem vs. Millersville	2007
		181 (6) Matt Kacanda vs. Millersville	1999
5.	170 (7)	Joe Klebon at Bloomsburg (R-FR)	2010

Single Season (min. 500 yards)

1.	1,210	Matt Kacanda	1999
2.	724	Kendrick Williams	2011
3.	658	Chris Gerhard	1986
4.	608	Marquis Fells	2017
		608 Chris Gerhard	1984
6.	599	Mike Mancuso	1997
7.	594	Joe Klebon (R-FR)	2010
8.	516	Devante Robinson	2018
9.	512	Joe McLaughlin	1987
10.	504	Rece Bender	2019

Career

1.	2,008	Chris Gerhard	1983-86
2.	1,873	Mike Mancuso	1994-97
3.	1,438	Matt Kacanda	1998-99
4.	1,406	Joe McLaughlin	1985-88
5.	1,280	Drew Stem	2005-08
6.	1,132	Dennis McWhite	1992-95
7.	1,072	Rece Bender	2018-21
8.	1,034	Evan Prall	2003-06
9.	1,016	Marquis Fells	2015-17
10.	924	Dusty Reed	2010-12, 14
11.	909	Tim Wilson	2012-13, 16-17

Combined Return Yards (since 1968)

Single Game (KR, PR)

1.	247	Reed vs. Kutztown (247-9)	2012
2.	216	McLaughlin vs. Mansfield (164-3, 52-3) (FR)	1985
3.	208	Stem vs. Millersville (181-6, 27-2)	2007
4.	191	Kacanda vs. Glenville (145-5, 46-3)	1999
5.	189	Kacanda vs. Millersville (181-6, 8-2)	1999

Single Season

1.	1,435	Matt Kacanda	1999
2.	858	Chris Gerhard	1984
3.	823	Marquis Fells	2017
4.	818	Joe McLaughlin	1987
5.	815	Chris Gerhard	1986
6.	760	Mike Mancuso	1997
7.	751	Drew Stem	2008
8.	724	Kendrick Williams	2011
9.	643	Rece Bender	2019
		643 Dennis Mailhot	1989

Career (1,000+)

1.	2,767	Chris Gerhard	1983-86
2.	2,197	Mike Mancuso	1994-97
3.	2,151	Joe McLaughlin	1985-88
4.	1,663	Matt Kacanda	1998-99
5.	1,646	Drew Stem	2005-08
6.	1,573	Evan Prall	2003-06
7.	1,462	Rece Bender	2018-21
8.	1,429	Fred Balina	1975-78
9.	1,326	Marquis Fells	2015-17
10.	1,201	Dennis Mailhot	1987-90
11.	1,132	Dennis McWhite	1992-95
12.	1,071	Tim Wilson	2012-13, 16-17

Punting Average

Single Season

1.	46.0	Nick Krut (48-2,210)	2008
2.	44.4	Adam Hostetter (54-2,397)	2001
3.	43.2	Ken Parrish (33-1,426)	2004
4.	42.5	Jordan Bair (51-2,170)	2014
5.	42.1	Todd McNamee (72-3,030)	1988
6.	42.0	Ken Parrish (42-1,764)	2005
7.	41.4	Jim Villani (66-2,732)	1979
8.	41.2	Jordan Walters (51-2,099)	2019
9.	41.0	Ed Detwiler (50-2,049)	1991
10.	40.7	Nick Krut (48-1,953)	2007
		Ken Parrish (46-1,873)	2003

Career

1.	42.4	Nick Krut (120-5,093)	2006-08
2.	41.2	Jordan Walters (51-2,099)	2017-19
3.	40.5	Jim Villani (138-5,589)	1978-79
4.	40.4	Ken Parrish (174-7,030)	2002-05
5.	40.1	Adam Hostetter (242-9,710)	1998-01
6.	40.0	Ed Detwiler (202-8,077)	1989-92

Longest Punt

1.	78	Todd McNamee vs. SCSU	1988
2.	75	Ken Parrish vs. West Chester	2004
		Ed Detwiler vs. Bloomsburg	1991
		Ed Detwiler at Millersville	1991
		Todd McNamee vs. Cheyney	1988
		Rob Derby vs. West Chester	1949

TEAM OFFENSIVE RECORDS

Note: Most records since 1974

Points Scored

Single Game

99	1926	at Lock Haven (99-0)
78	1996	vs. Cheyney (78-32)
72	2005	at Bentley (72-17)
70	2013	at Seton Hill (70-7)
	1980	vs. Bloomsburg (70-15)
	1968	vs. Bloomsburg (70-14)

Single Season

42.5	2005	596 points (14)
42.1	1968	379 points (9)
40.8	2013	449 points (11)
40.0	2015	440 points (11)

Total Offense

Single Game

828	2012	at LIU Post
736	1996	at New Haven
712	2005	vs. SCSU (NCAA)
705	1968	vs. Bloomsburg
698	1996	at Mansfield
696	2013	vs. Lock Haven
693	2015	vs. Shippensburg
692	2013	vs. Clarion
678	1996	vs. Cheyney
677	1994	vs. SCSU
672	2005	at C.W. Post
667	2011	vs. Pace
663	2005	at Clarion
636	1996	at Bloomsburg
632	2004	vs. Millersville
629	2014	at Shippensburg
622	2005	at Bentley
620	2013	vs. Bloomsburg
613	1995	vs. American Intl.
607	2004	vs. Cheyney
600	2011	at Kutztown

Single Season

509.1	1996	5,091 yards (10)
508.4	2005	7,118 yards (14)
508.1	2013	5,589 yards (11)
498.1	2004	5,977 yards (12)
497.9	2012	4,979 yards (10)
488.0	2015	5,368 yards (11)
464.8	1994	4,648 yards (10)
457.3	1968	4,116 yards (9)
450.2	2014	4,952 yards (11)

Offensive Plays

Single Game

107	2015	vs. Shippensburg
106	1994	vs. SCSU
94	1996	at New Haven
93	2016	vs. Lock Haven
91	1983	vs. Mansfield
90	2008	vs. Shippensburg

Single Season (per game)

81.8	1994	818 plays (10)
79.0	2015	869 plays (11)
74.9	1996	749 plays (10)

Yards per Play

7.9	2004	5,977 yards (753)
7.6	2005	7,118 yards (934)
7.2	2012	4,979 yards (692)

Yards per Play (single game)

12.4	2004	vs. Cheyney (49-607)
11.3	2011	vs. Pace (59-667)
10.8	2012	vs. Cheyney (54-582)
10.5	2005	at C.W. Post (64-672)
	2012	at C.W. Post (79-828)
10.4	2004	vs. Millersville (61-632)
10.3	2005	vs. Mansfield (53-546)
	2005	vs. C.W. Post (NCAA) (52-535)
10.2	2013	vs. Lock Haven (68-696)

Rushing

Single Game

442	1962	vs. Cheyney
395	1977	at Cortland State
382	1993	vs. Bloomsburg
368	2005	vs. SCSU (NCAA)
363	1976	vs. Cheyney
350	1976	vs. Kutztown
338	2013	at Seton Hill
337	2007	at Cheyney
334	2012	vs. Cheyney
323	1974	vs. Cortland State
319	2021	vs. Pace
315	2003	at Cheyney
315	1994	vs. SCSU
308	2002	vs. Kutztown
306	2018	vs. Seton Hill
305	1994	at Springfield
302	2000	vs. Shepherd
301	2013	at Shippensburg
301	1976	at Millersville
300	1987	vs. SCSU

Single Season

288.8	1962	2,599 yards (9)
260.8	1965	2,608 yards (10)
239.6	1976	2,396 yards (10)
216.9	1977	1,735 yards (8)

Rushing Plays

Single Game

64	1978	at Mansfield
63	1988	vs. Cheyney
62	1980	vs. Kutztown
	1974	vs. Bloomsburg

Single Season (per game, since 1970)

55.4	1973	443 plays (8)
54.6	1978	601 plays (11)
52.1	1977	417 plays (8)

Yards per Carry

5.2	2004	1,961 yards (374)
5.1	2013	2,084 yards (412)
5.0	2003	1,815 yards (362)
	1970	1,628 yards (326)

Yards per Carry (single game)

10.4	2006	vs. West Chester (14-146)
9.3	2012	vs. Cheyney (36-334)
7.9	2016	at Mercyhurst (35-276)
7.9	1998	vs. Cheyney (29-228)
7.7	2012	at C.W. Post (36-276)
7.7	2005	vs. SCSU (NCAA) (48-368)

Passing Plays

Single Game

71	2016	vs. Lock Haven
70	2015	vs. Shippensburg
61	1999	vs. Millersville
60	2008	vs. Shippensburg
59	2018	vs. Ohio Dominican
	1996	at New Haven
57	2010	vs. Kutztown
	1970	at Lafayette

Single Season (per game)

44.9	2015	494 attempts (11)
41.5	1996	415 attempts (10)
39.5	2011	435 attempts (11)
39.2	2014	431 attempts (11)
37.6	1994	376 attempts (10)

Yards per Attempt

10.8	2005	4,835 yards (447)
10.6	2004	4,016 yards (379)
9.7	1996	4,041 yards (415)
9.6	2012	3,276 yards (342)

Yards per Attempt (single game)

18.2	2005	at Clarion (16-22, 401)
17.1	2005	at C.W. Post (20-32, 546)
16.9	2011	vs. Pace (18-27, 456)
15.9	2013	vs. Lock Haven (18-29, 462)
15.4	2005	vs. C.W. Post (NCAA) (19-25, 384)

Yards per Completion

18.0	1996	4,041 yards (224)
17.5	2005	4,835 yards (277)
17.2	2004	4,016 yards (233)
17.0	1978	1,431 yards (84)

Completion Percentage

65.3	2006	235-for-360
62.0	2005	227-for-447
61.5	2004	233-for-379
60.7	2009	219-for-361
60.5	2012	207-for-342
60.3	2019	205-for-340
60.2	2010	237-for-394

Completion Percentage (single game)

82.1	2019	at Lock Haven (23-28)
81.5	2019	vs. Edinboro (22-27)
81.1	2012	vs. West Chester (30-37)
81.0	1989	at SCSU (17-21)
77.8	2003	vs. Bloomsburg (28-36)
	1984	at West Chester (21-27)
	1974	at Mansfield (7-9)

Passing

Single Game

616	1996	at Mansfield
603	1996	at New Haven
594	2015	vs. Shippensburg
552	2012	at LIU Post
549	1996	vs. Cheyney
546	2005	at C.W. Post
522	2011	at Kutztown
503	2011	vs. C.W. Post
502	2014	at Edinboro
499	2004	vs. Cheyney
493	1996	at Bloomsburg
476	2013	vs. Bloomsburg
472	1996	vs. SCSU
468	2016	vs. Lock Haven
463	2013	vs. Clarion
462	2013	vs. Lock Haven
456	2011	vs. Pace
454	2009	at Kutztown
452	1982	at Millersville

Single Season

404.1	1996	4,041 yards (10)
361.5	2015	3,977 yards (11)
345.4	2005	4,835 yards (14)
334.6	2004	4,016 yards (12)
329.1	2014	3,620 yards (11)
327.6	2012	3,276 yards (10)
323.2	2011	3,555 yards (11)
318.6	2013	3,505 yards (11)

First Downs

Single Game

39	2015	vs. Gannon
38	2015	vs. Shippensburg
36	2013	vs. Clarion
	2003	at Cheyney
	1994	vs. SCSU
	2012	at LIU Post
34	2005	vs. SCSU (NCAA)
33	2016	vs. Lock Haven
32	2015	at Lock Haven
	1995	vs. American Intl.

Single Season (per game)

27.0	2015	297 (11)
25.6	2013	282 (11)
23.9	2005	334 (14)
23.0	2012	230 (10)

No Punts in a Game

2013	vs. Millersville
2010	vs. Cheyney
2006	vs. Cheyney; vs. Kutztown
2005	at Clarion
2004	at Mansfield
1983	vs. Mansfield

Most Victories

11	(11-3)	2005
10	(10-2)	2004
	(10-1)	1978
	(10-0)	1965, 1975

Consecutive Victories

19	1975-76
----	---------

Consecutive Games without a Loss

21	1975-77
----	---------

Undefeated Seasons

10-0	1965, 1975
9-0-1	- 1976 ... 8-0-1 - 1968 ... 6-0 - 1942

ESU Offensive Lows (since 1974)

Rushing Yards

-45	2014	vs. Kutztown
-43	1986	vs. Millersville
-38	2007	at California

Total Yards

16	1986	vs. Millersville
21	1980	at Millersville
53	2007	at California

First Downs

1	1980	at Millersville
5	1986	vs. Millersville
	1986	vs. Kutztown
6	2021	at Shepherd

Total Plays

43	2014	vs. Cheyney
	1974	vs. Slippery Rock
44	2009	at Shippensburg
45	2021	at Shepherd

Interceptions

5	2018	at Edinboro
	2011	vs. C.W. Post
	2011	at Shippensburg
	1988	at Bloomsburg
	1981	at Kutztown
	1978	vs. C.W. Post

Fumbles Lost

5	2007	at Kutztown
	1995	vs. Mansfield

Turnovers, Game

8	1988	at Bloomsburg (5 Int., 3 FR)
	1974	at IUP (4 Int., 4 FR)
7	1985	at Cheyney (4 Int., 3 FR)
	1981	at Kutztown (5 Int., 2 FR)

Turnovers, Season

TEAM DEFENSIVE RECORDS

Points Allowed

Single Game
0 Last time vs. Lock Haven... 2012
(28 shutouts in 46 years under Douds)

Shutouts, Season
6 1926..... 8 games
1959..... 9 games
4 9 times, most recent..... 1964

Points Allowed, Season
1.5 1926..... 12 points (8)
2.2 1942..... 13 points (6)
5.6 1961..... 45 points (8)

1974-2018 (under Douds)
6.9 1978..... 76 points (11)
8.7 1976..... 87 points (10)
9.5 1975..... 95 points (10)
9.7 1979..... 97 points (10)
11.4 1977..... 91 points (8)

Total Defense

Single Game
-39 1978..... at Mansfield
-5 1964..... vs. Cheyney
14 1988..... vs. Cheyney
73 1978..... vs. Bloomsburg
83 1991..... at Cheyney
1976..... at Mansfield
94 1976..... at Montclair
98 1978..... at Millersville
100 2003..... vs. Lenoir-Rhyne

Single Season
107.9 1961..... 863 yards (8)
112.4 1962..... 899 yards (9)

Since 1974 (under Douds)
159.6 1978..... 1,755 yards (11)
220.1 1976..... 2,201 yards (10)
222.0 1988..... 2,220 yards (10)
242.6 1977..... 1,941 yards (8)
248.6 1979..... 2,486 yards (10)

Offensive Plays

Single Game
38 2002..... vs. Kutztown
45 2012..... vs. West Chester
46 1988..... vs. Cheyney
1976..... at Mansfield
47 2001..... vs. Cheyney
1977..... vs. West Chester
1975..... vs. Mansfield
48 1977..... at Cheyney
49 2009..... at Cheyney
2003..... vs. Lenoir-Rhyne
1978..... at Mansfield

Single Season
58.6 2006..... 645 plays (11)
60.9 1978..... 670 plays (11)
62.8 1975..... 628 plays (10)
63.4 1977..... 507 plays (8)
64.2 2009..... 770 plays (12)

Yards per Play
2.6 1978..... 1,755 yards (670)
2.8 1973..... 1,486 yards (530)
3.2 1972..... 1,949 yards (596)
3.4 1988..... 2,220 yards (652)
1976..... 2,201 yards (655)

Yards per play (single game)
-0.8 1978..... at Mansfield (49-39)
0.3 1988..... vs. Cheyney (46-14)
1.3 1991..... at Cheyney (62-83)
1.4 1978..... vs. Bloomsburg (51-73)
1.8 1982..... at Mansfield (66-118)

Rushing

Single Game
-51 1978..... at Mansfield
-28 1990..... vs. Cheyney
-18 1964..... vs. Cheyney
-15 1988..... vs. Kutztown
-11 2013..... at Seton Hill
-2 1988..... vs. Cheyney

Single Season
47.9 1961..... 383 yards (8)
48.6 1962..... 390 yards (9)

Since 1974 (under Douds)
59.7 1978..... 657 yards (11)
94.8 1988..... 948 yards (10)
110.2 1990..... 1,102 yards (10)

Yards per Carry
1.5 1978..... 657 yards (443)
2.3 1988..... 948 yards (407)
2.5 1972..... 1,043 yards (425)

Yards per Carry (single game)
-1.4 1978..... at Mansfield (37-51)
-1.0 1990..... vs. Cheyney (27-28)
-0.5 1988..... vs. Kutztown (31-15)
-0.5 2013..... at Seton Hill (24-11)
-0.1 1988..... vs. Cheyney (29-2)

Passing

Single Game
-4 1978..... vs. Bloomsburg
-1 1982..... at Mansfield
8 1976..... vs. Cheyney
1975..... vs. Mansfield
12 1978..... at Mansfield
16 1988..... vs. Cheyney
24 1975..... at Kutztown

Single Season
37.6 1973..... 301 yards (8)
60.0 1961..... 480 yards (8)

Since 1974 (under Douds)
89.9 1976..... 899 yards (10)
98.2 1974..... 982 yards (10)
99.4 1975..... 994 yards (10)
99.8 1978..... 1,098 yards (11)
115.1 1982..... 1,266 yards (11)

Yards per Attempt
2.7 1973..... 301 yards (113)
4.3 1976..... 899 yards (209)
4.4 1982..... 1,266 yards (286)
4.7 2001..... 1,180 yards (249)
4.8 1978..... 1,098 yards (227)

Yards per Attempt (single game)
-0.4 1978..... vs. Bloomsburg (2-10, -4)
-0.1 1982..... at Mansfield (2-17, -1)
0.9 1988..... vs. Cheyney (2-17, 16)
1.0 1978..... at Mansfield (4-12, 12)
1.0 1976..... vs. Cheyney (3-8, 8)
1.0 1975..... vs. Mansfield (2-8, 8)

Yards per Completion
7.9 1973..... 301 yards (38)
10.6 2000..... 1,753 yards (165)
10.7 1976..... 899 yards (84)
11.0 1974..... 982 yards (89)

Completion Percentage (game)
11.8 1988..... vs. Cheyney (2-17)
1982..... at Mansfield (2-17)
15.0 2001..... vs. Cheyney (3-20)
15.4 1975..... vs. Montclair (2-13)
16.7 1976..... at West Chester (3-18)
17.1 1991..... vs. Bloomsburg (6-35)

Completion Percentage (season)
33.6 1973..... 38-for-113
37.0 1978..... 84-for-227
37.1 1982..... 106-for-286
38.6 1972..... 66-for-171
40.2 2001..... 100-for-249
1976..... 84-for-209

First Downs

Single Game
0 1978..... at Mansfield
2 1988..... vs. Cheyney
5 2002..... vs. Kutztown
1983..... at Central Conn.
1978..... vs. Bloomsburg

Single Season
9.4 1978..... 103 (11)
10.9 1973..... 87 (8)
11.6 1972..... 104 (9)
12.6 1975..... 126 (10)
12.7 1979..... 127 (10)
12.8 1977..... 102 (8)
13.3 1988..... 133 (10)

Sacks

Single Game
10 1991..... at Cheyney
1988..... at Mansfield
9 2010..... at Pace
1993..... at California
1990..... vs. Cheyney
1988..... vs. Kutztown
1978..... at Mansfield
8 2021..... Millersville
2013..... at Kutztown
2012..... at Mercyhurst
2000..... vs. Millersville
1991..... at Lenoir-Rhyne
1981..... at Cheyney

Single Season
50 1991
47 1978
44 1988
36 2010-1981
35 1990
34 1996
33 2014-2009-2021
32 2013
31 2000-1992-1987
30 2012-1993-1989

Turnovers

Single Game
10 1978..... vs. Cortland (7 Int., 3 FR)
9 1990..... vs. Cheyney (5 Int., 4 FR)
8 1999..... vs. Cheyney (7 Int., 1 FR)
1992..... vs. Kutztown (6 Int., 2 FR)
1989..... vs. Mansfield (3 Int., 5 FR)
1986..... vs. Cheyney (2 Int., 6 FR)
1978..... vs. Cheyney (5 Int., 3 FR)
7 10 times, most recently
2009..... vs. Slippery Rock (6 Int., 1 FR)

Single Season
55 1978..... 33 Int., 22 FR
46 1983..... 29 Int., 17 FR
44 1991..... 19 Int., 25 FR
40 1980..... 21 Int., 19 FR
1975..... 20 Int., 20 FR
36 1993..... 24 Int., 12 FR
1992..... 25 Int., 11 FR
1990..... 21 Int., 15 FR
1989..... 20 Int., 16 FR
35 1985..... 14 Int., 21 FR

Turnover Differential
+8 1999..... vs. Cheyney (8-0)
1990..... vs. Cheyney (9-1)
+7 1978..... vs. Cortland (10-3)
1975..... at Slippery Rock (7-0)
+6 1986..... vs. Cheyney (8-2)
2009..... vs. Slippery Rock (7-2)
1990..... at Buffalo (6-1)
1977..... vs. Mansfield (5-0)
1975..... vs. Mansfield (6-1)

No Turnovers, either Team

2014 at Edinboro
2008 vs. Kutztown
2004 vs. West Chester (NCAA)
2000 vs. Shepherd

Best Turnover Differential, Season

+21 1978..... 55 Opp., 34 ESU
+15 2002..... 33 Opp., 18 ESU
+14 2013..... 25 Opp., 11 ESU
+14 1993..... 36 Opp., 22 ESU
1975..... 40 Opp., 26 ESU

Worst Turnover Differential, Season

-20 2011..... 21 Opp., 41 ESU
-14 2018..... 18 Opp., 32 ESU
-14 1997..... 19 Opp., 33 ESU

Interceptions

Single Game
7 1999..... vs. Cheyney
1978..... vs. Cortland
6 2009..... vs. Slippery Rock
1992..... vs. Kutztown
5 14 times, most recently
1998..... at Bloomsburg

Single Season
33 1978
29 1983
25 1992
24 1993
23 2004
22 1972
21 1990-1980-1979
20 1994-1989-1982-1975

Fumble Recoveries

Single Game
6 1986..... vs. Cheyney
5 2009..... vs. C.W. Post
1995..... at Kutztown
1991..... at SCSU
1989..... vs. Mansfield
1985..... at SCSU

Single Season
26 1978
25 1991
23 2017
21 1985
20 1975-1973
19 1980
17 1986-1983
16 1989-1987

3rd Down Percentage

(since 1990)

Single Game
0.0 (0-12) 1997..... at Kutztown
0.0 (0-10) 2003..... vs. Lenoir-Rhyne
0.0 (0-8) 2001..... at Millersville

Single Season
27.1 2001..... 38 of 140
29.2 2002..... 38 of 130
31.7 1995..... 51 of 161
32.3 2008..... 54 of 167
32.9 2003..... 48 of 146
1994..... 46 of 140

4th Down Percentage

(since 1998)

Single Season
18.8 2009..... 3 of 16
24.1 2005..... 7 of 29
26.7 2013..... 4 of 15
28.6 2000..... 6 of 21
36.4 2001..... 8 of 22

SCORING RECORDS / COMEBACKS

Note: Most records since 1969

ESU Points Scored, Game

99	99-0	at Lock Haven, 1926
78	78-32	vs. Cheyney, 1996
72	72-17	at Bentley, 2005
70	70-7	at Seton Hill, 2013
	70-14	vs. Bloomsburg, 1980
	70-14	vs. Bloomsburg, 1968
69	69-7	at Cheyney, 2015
	69-20	at Cheyney, 2003
	69-14	at Cortland State, 1977
	69-0	vs. Bloomsburg, 1964
68	68-6	vs. Cheyney, 1962
67	67-69 (L, 50T)	vs. Shippensburg, 2015
66	66-7	vs. Millersville, 2013
	66-49	at C.W. Post, 2005

Opponents Points Scored, Game

76	76-34	at Shepherd, 2019
73	73-42	vs. IUP, 2016
70	70-10	at New Hampshire, 1998
69	69-67 (50T)	vs. Shippensburg, 2015
66	66-41	Lock Haven, 2016
	66-41	at Gannon, 2014
63	63-17	at Kutztown, 2015
	63-21	vs. Shippensburg, 2012
59	59-33	vs. Kutztown, 2012
	59-56	at New Haven, 1996
58	58-42	at Bloomsburg, 1996
	58-0	at Shippensburg, 1936
57	57-15	at Slippery Rock, 2016
	57-35	vs. West Chester, 1998
56	56-24	vs. Slippery Rock, 2014
	56-27	at Mansfield, 1990

Combined Points Scored, Game

136	67-69 (L, 50T)	vs. Shippensburg, 2015
115	42-73 (L)	vs. IUP, 2016
	66-49 (W)	at C.W. Post, 2005
	56-59 (L)	at New Haven, 1996
110	76-34 (L)	at Shepherd, 2019
	78-32 (W)	vs. Cheyney, 1996
107	41-66 (L)	Lock Haven, 2016
	41-66 (L)	at Gannon, 2014
100	42-58 (L)	at Bloomsburg, 1996

Combined Points Scored, Quarter

53	4th (33-20)	1991 at SCSU (W 43-41)
51	2nd (21-30)	1996 at New Haven (L 56-59)
	4th (21-30)	1984 at Lafayette (L 38-44)
46	4th (13-33)	2003 vs. Bloomsburg (L 37-40)
45	4th (28-17)	2018 vs. Ohio Dominican (L 35-48)
43	2nd (33-10)	1996 vs. Cheyney (W 78-32)
	2nd (29-14)	1990 vs. Cheyney (W 46-14)
42	2nd (35-7)	2008 at C.W. Post (W 48-42)
	2nd (21-21)	2006 vs. California (W 41-34)
	3rd (28-14)	2005 at C.W. Post (W 66-49)
	2nd (21-21)	2000 at Clarion (W 37-33)

1st Quarter

38	(38-0)	1978 vs. Cortland (W 64-7)
----	--------	----------------------------

Combined Points Scored, Half

76	1st (21-55)	2019 at Shepherd (L 76-34)
71	1st (45-26)	1996 vs. Cheyney (W 78-32)
70	1st (28-42)	1996 at New Haven (L 56-59)
66	1st (21-45)	2016 vs. IUP (L 42-73)
64	1st (64-0)	1978 vs. Cortland State (W 64-7)
63	2nd (35-28)	2005 at C.W. Post (W 66-49)
62	2nd (35-27)	2018 vs. Ohio Dominican (L 35-48)
61	1st (58-3)	2005 at Bentley (W 72-17)
60	2nd (33-27)	1991 at SCSU (W 43-41)

ESU Points Scored, Quarter

38	1st.	vs. Cortland State, 1978
35	2nd.	at C.W. Post, 2008
34	2nd.	at Millersville, 2010
33	3rd.	vs. Cheyney, 1996
	4th.	at SCSU, 1991
31	2nd.	at Bentley, 2005
30	1st.	at Seton Hill, 2013
	1st.	vs. Lenoir-Rhyne, 2003
	3rd.	vs. Mansfield, 1985

ESU Points Scored, 4th Quarter

33	4th	at SCSU, 1991
28	4th	vs. Seton Hill, 2018
	4th	vs. Ohio Dominican, 2018
	4th	at New Haven, 1996
24	4th	at Pace, 2010
	4th	at Bloomsburg (NCAA), 2005

ESU Points Scored, Half

64	1st.	vs. Cortland State, 1978
58	1st.	at Bentley, 2005
54	1st.	vs. Millersville, 2013
51	1st.	at Millersville, 2010
	1st.	vs. Lenoir-Rhyne, 2003
45	1st.	vs. Cheyney, 2001
	1st.	vs. Cheyney, 1996
43	2nd.	vs. Mansfield, 1985
42	1st.	at Lock Haven, 2019
	1st.	at Seton Hill, 2013
	1st.	vs. Pace, 2011
	1st.	at Clarion, 2005
	1st.	vs. Cheyney, 2004
	1st.	at Millersville, 2001
	2nd.	vs. Bloomsburg, 1980

ESU Largest Halftime Lead

64	64-0	vs. Cortland State, 1978
55	58-3	at Bentley, 2005
54	54-0	vs. Millersville, 2013
51	51-0	vs. Lenoir-Rhyne, 2003
45	45-0	vs. Cheyney, 2001
44	51-7	at Millersville, 2010
42	42-0	at Seton Hill, 2013
	42-0	vs. Pace, 2011
	42-0	at Clarion, 2005
	42-0	vs. Cheyney, 2004

ESU Deficit Overcome, Game (28)

18	3-21 (35-34)	vs. Bloomsburg, 2015
	10-28 (43-41)	at SCSU, 1991
17	6-23 (27-26)	vs. Edinboro, 2011
	7-24 (41-34)	vs. California, 2006
	7-24 (28-24)	vs. Millersville, 1975
15	6-21 (31-30)	vs. Edinboro, 2001
14	13-27 (41-34)	vs. Seton Hill, 2018
	14-28 (44-41 OT)	vs. Shippensburg, 2008
	0-14 (35-28 OT)	vs. Shepherd, 2000
	0-14 (25-14)	vs. Springfield, 1993
	3-17 (T 17-17)	at Millersville, 1991
	7-21 (31-21)	vs. Mansfield, 1987
13	7-20 (21-20)	at West Chester, 2009
	7-20 (57-20)	vs. Mansfield, 2005
	0-13 (28-27)	vs. West Chester, 2003
	0-13 (38-34)	vs. Glenville State, 1999
12	23-35 (43-35)	at LIU Post, 2014
11	3-14 (34-31)	at Mercyhurst, 2016
	3-14 (48-42)	at C.W. Post, 2008
	6-17 (38-24)	vs. Clarion, 2004
	10-21 (33-31)	at IUP, 1997
	3-14 (24-22)	at Edinboro (PSAC), 1982
10		6 times

ESU Deficit Overcome, Halftime (11)

14	10-24 (35-34)	vs. Bloomsburg, 2015
	7-21 (44-41 OT)	vs. Shippensburg, 2008
	0-14 (35-28 OT)	vs. Shepherd, 2000
	0-14 (25-14)	vs. Springfield, 1993
	3-17 (T 17-17)	at Millersville, 1991
	7-21 (31-21)	vs. Mansfield, 1987
11	10-21 (33-31)	at IUP, 1997
	3-14 (24-22)	at Edinboro (PSAC), 1982
10	6-16 (27-26)	vs. Edinboro, 2011
	21-31 (41-34)	vs. California, 2006
	0-10 (17-10)	at C.W. Post, 1979

ESU Deficit Overcome, 2nd Half (12)

18	10-28 (43-41)	at SCSU, 1991
17	6-23 (27-26)	vs. Edinboro, 2011
	7-24 (28-24)	vs. Millersville, 1975
15	6-21 (31-30)	vs. Edinboro, 2001
14	13-27 (41-34)	vs. Seton Hill, 2018
	17-31 (35-34)	vs. Bloomsburg, 2015
	14-28 (44-41 OT)	vs. Shippensburg, 2008
13	7-20 (21-20)	at West Chester, 2009
	7-20 (35-28)	vs. Shepherd, 2000
12	23-35 (43-35)	at LIU Post, 2014
10	7-17 (21-20)	at Kutztown, 1991
	0-10 (17-10)	at C.W. Post, 1979

ESU Deficit Overcome, 4th Quarter (8)

18	10-28 (43-41)	at SCSU, 1991
	(SCSU TD on 1st play of 4th qtr, 14:53 left)	
14	13-27 (41-34)	vs. Seton Hill, 2018
	(ESU 28-7 in 4th quarter)	
14	20-34 (35-34)	vs. Bloomsburg, 2015
	(scored with 10:32 and 1:10 left [2-pt play])	
13	13-26 (27-26)	vs. Edinboro, 2011
	(Edinboro FG on 3rd play of 4th qtr, 14:42 left)	
12	23-35 (43-35)	at LIU Post, 2014
	(ESU 3 TD in final 8:25 after lightning delay)	
11	24-35 (44-41 OT)	vs. Shippensburg, 2008
10	7-17 (21-20)	at Kutztown, 1991
10	0-10 (17-10)	at C.W. Post, 1979

Opponents Points Scored, Quarter

34	1st.	at Grand Valley St. (NCAA), 2005
33	2nd.	vs. Shippensburg, 2012
	4th.	vs. Bloomsburg, 2003
30	3rd.	at Slippery Rock, 2016
	2nd.	at New Haven, 1996
	4th.	at Lafayette, 1984
28	1st.	at Shepherd, 2019
27	2nd.	at Shepherd, 2019
	2nd.	vs. West Chester, 2018
	1st.	vs. Slippery Rock, 1997
25	1st.	vs. Lock Haven, 2016

Opponents Points Scored, Half

55	1st.	at Shepherd, 2019
45	1st.	vs. IUP, 2016
	1st.	vs. Lock Haven, 2016
43	2nd.	at Slippery Rock, 2016
42	1st.	at Ferris State, 2018
	2nd.	at Kutztown, 2015
	1st.	at Gannon, 2014
	1st.	at New Haven, 1996
41	1st.	at Grand Valley St. (NCAA), 2005
40	1st.	vs. Shippensburg, 2012
35		10 times

Opponents Largest Halftime Lead

39	42-3	at Ferris State, 2018
34	55-21	at Shepherd, 2019
	41-7	at Grand Valley St. (NCAA), 2005
	34-0	at Slippery Rock, 1999
32	35-3	at Edinboro, 2018
	45-13	vs. Lock Haven, 2016
	35-3	at New Hampshire, 1998
31	34-3	vs. West Chester, 2018
	31-0	at Shippensburg, 2011
28	42-14	at Gannon, 2014
	35-7	at Bloomsburg, 2008
	35-7	vs. West Chester, 2006
	28-0	vs. New Haven, 1997
	35-7	at Mansfield, 1990

Opponents Deficit Overcome, Game (26)

27	14-41 (69-67 50T)	vs. Shippensburg, 2015
21	0-21 (40-37)	vs. Bloomsburg, 2003
19	12-31 (32-31)	vs. West Chester, 1997
18	10-28 (38-28)	vs. Bloomsburg, 2017
17	0-17 (20-17)	vs. Shippensburg, 2010
16	7-23 (34-30)	vs. C.W. Post, 2011
14	13-27 (44-41)	vs. Lock Haven, 2018
	6-20 (35-26)	vs. Bloomsburg, 2007
	17-31 (38-37)	vs. West Chester, 2004
	0-14 (17-14)	vs. West Chester, 1983
13	0-13 (25-20)	vs. Mercyhurst, 2017
	0-13 (33-27 20T)	at Shepherd, 1999
12	28-40 (41-40)	vs. LIU Post, 2015
11	3-14 (31-14)	at Shippensburg, 2016
	13-24 (35-24)	vs. West Chester, 2008
	3-14 (17-16)	vs. Kutztown, 2000
10		11 times

Opponents Deficit Overcome, Halftime

14	3-17 (20-17)	vs. Shippensburg, 2010
	7-21 (40-37)	vs. Shippensburg, 2003
13	0-13 (25-20)	vs. Mercyhurst, 2017
	14-27 (69-67 50T)	vs. Shippensburg, 2015

Opponents Deficit Overcome, 2nd Half (16)

27	14-41 (69-67 50T)	vs. Shippensburg, 2015
19	12-31 (32-31)	vs. West Chester, 1997
18	10-28 (38-28)	vs. Bloomsburg, 2017
17	7-24 (40-37)	vs. Bloomsburg, 2003
14	13-27 (44-41)	vs. Lock Haven, 2018
	3-17 (20-17)	vs. Shippensburg, 2010
	6-20 (35-26)	vs. Bloomsburg, 2007
	17-31 (38-37 OT)	vs. West Chester, 2004
13	0-13 (25-20)	vs. Mercyhurst, 2017
12	28-40 (41-40)	vs. LIU Post, 2015
11	13-24 (35-24)	vs. West Chester, 2008
10	0-10 (26-18)	at Bloomsburg, 2018
	10-20 (34-20)	at West Chester, 2013
	17-27 (31-27)	at Clarion, 2012
	14-24 (31-27)	vs. Millersville, 2011
	14-24 (44-38)	at Lafayette, 1984

Opponents Deficit Overcome, 4th Quarter (9)

19	12-31 (32-31)	vs. West Chester, 1997
17	7-24 (40-37)	vs. Bloomsburg, 2003
14	17-31 (38-37 OT)	vs. West Chester, 2004
13	14-41 (69-67 50T)	vs. Shippensburg, 2015
12	28-40 (41-40)	vs. LIU Post, 2015
11	17-28 (38-28)	vs. Bloomsburg, 2017
	6-17 (20-17)	vs. Shippensburg, 2010
10	17-27 (31-27)	at Clarion, 2012
	14-24 (44-38)	at Lafayette, 1984

GAME-DECIDING PLAYS IN FINAL 2:00

Note: The following list includes plays that either won the game in the final 2:00 or forced overtime. Scoring summaries are available since 1974 (first season for head coach Denny Douds).

ESU Plays

2015 vs. Bloomsburg (W 35-34)

1:10 Gerald Van De Cruz 3-yd run
(Jon Schnaars 2-point pass from Matt Soltes)

2015 at Lock Haven (W 37-34)

1:32 Gerard Wendowski 9-yd pass from Matt Soltes

2012 vs. West Chester (W 35-28)

0:05 Tim Wilson 33-yd pass from Matt Soltes

2011 vs. Edinboro (W 27-26)

0:00 Dusty Reed 21-yd pass from Ray Wagner
(Taylor Groff PAT)

2008 vs. Shippensburg (W 44-41 OT)

1:02 Joe Partridge 1-yd run (Greg Knauss PAT)
(sent game to OT)

2007 at Kutztown (W 24-23)

0:18 Greg Knauss 40-yd field goal

2005 vs. Bloomsburg (L 31-24 OT)

0:00 Mark Brubaker 27-yd field goal (sent game to OT)

2005 vs. Edinboro (W 23-21)

0:05 Mark Brubaker 42-yd field goal

2004 vs. Edinboro NCAA (W 36-32)

0:22 Ben Culver 17-yd pass from Jimmy Terwilliger

2004 at Bloomsburg (W 30-24)

0:50 Anthony Carfagno 4-yd run

2003 at Millersville (W 28-24)

0:02 Anthony Carfagno 12-yd pass from Terwilliger

2003 vs. West Chester (W 28-27)

0:47 John Jeffries 17-yd pass from Jimmy Terwilliger
(Evan Prall 2-point pass from Terwilliger)

2002 at Shippensburg (W 23-21)

0:00 Tim Strenfel 30-yd pass from Jeremy Palm

2002 at Bloomsburg (W 16-13)

0:50 Mark Brubaker 38-yd field goal

2001 vs. Clarion (W 33-27)

1:53 Andre Castiglioni 16-yd run

2001 vs. Edinboro (W 31-30)

1:38 Justin Kondikoff 22-yd pass from Jeremy Palm
(Mike Berry PAT)

2000 at Clarion (W 37-33)

1:05 Andre Castiglioni 25-yd run

1999 vs. Glenville State (W 38-34)

0:02 Stewart Ford 22-yd run

1997 at IUP (W 33-31)

0:56 J.D. Stern 27-yd field goal

1992 at American International (W 28-27)

0:28 Ed Detwiler 32-yd field goal

1990 at Bloomsburg (W 23-21)

0:00 Ken Kopetchny 3-yd pass from Bret Comp

1989 vs. Central Connecticut (W 22-19)

0:00 Frank Magolon 4-yd pass from Tom Taylor
(0:37 Paul Flynn 32-yd field goal gave CCSU
19-16 lead)

1988 vs. Millersville (L 14-13)

0:09 Aaron Sewell 11-yd pass from Tom Taylor
(2-point conversion pass failed)

1984 at Montclair (W 10-7)

1:44 Tim Bishop 3-yd pass from Charlie Diskin

1977 at Bloomsburg (W 24-20)

0:07 Harold Strunk 2-yd run

Opponents Plays

2015 vs. Shippensburg (L 24-23)

1:27 Jaxson Montross 23-yd field goal

2015 vs. Shippensburg (L 69-67 50T)

0:52 Mike Brown 7-yd pass from Ryan Zapoticky
(Billy Deane PAT blocked by Ahmad McFarland,
sent game to OT at 41-41)

2012 at Mercyhurst (L 52-45)

1:17 Brandon Brown-Dukes 21-yd run

2012 at Clarion (L 31-27)

0:27 Travis Day 3-yd run

2011 vs. Millersville (L 31-27)

0:17 Dominic Sanders 2-yd pass from Dan Miller

2010 vs. Shippensburg (L 20-17)

0:24 Mike Frenette 15-yd pass from Steven Adams

2009 at Kutztown (W 27-20 OT)

0:19 Chris McCormick 13-yd pass from Kevin Morton
(Matt Dineen PAT missed, sent game to OT)

2006 vs. Bentley (L 9-7)

0:02 Tyler McNamara 30-yd field goal

2004 vs. West Chester (L 38-37 OT)

0:30 Brandon Simmons 6-yd pass from Bob Findora
(Dan Wilbourne PAT sent game to OT)

2003 vs. Bloomsburg (L 40-37)

0:30 Steve Burke 5-yd pass from Jack Lydic

2002 at West Chester (L 17-14)

0:02 Dan Wilbourne 34-yd field goal

2000 vs. Shepherd (W 35-28 OT)

0:42 Jason Dirting 21-yd pass from Joel Gordon
(Marcus Boyd 2-point pass from Gordon sent
game to OT)

1997 vs. West Chester (L 32-31)

1:44 Bill Lowe 31-yd pass from Mike Mitros
(Lowe 2-point pass from Mitros)

1996 at New Haven (L 59-56)

0:27 Kevin McClurken 27-yd field goal

1993 at SCSU (T 14-14)

0:18 Jon DiFlorio 25-yd pass from Rob Burns
(Chris Ortiz 2-point conversion tied game)

1990 vs. Millersville (L 22-14)

0:07 Brad Heim 32-yd field goal (gave MU 16-14 lead)
0:00 Jim Bruno 34-yd fumble return

1989 vs. Montclair State (L 20-19)

0:21 Amed Field 2-yd pass from Ed Baffige
(Tom Parnaby PAT)

1985 vs. Montclair State (L 20-17)

0:15 Tony Colasurdo 28-yd field goal

1983 vs. West Chester (L 17-14)

0:09 Eric Wentling 36-yd field goal

SEASON OPENERS/CONSECUTIVE GAMES RECORDS

Note: Records since 1974

SEASON OPENERS SINGLE-GAME HIGHS

PASSING YARDS

527	Damian Poalucci vs. New Haven	1996
432	Bill Dukett vs. Edinboro	1968
429	Damian Poalucci vs. AIC	1995
384	Matt Soltes at LIU Post	2014
375	Ray Wagner vs. Pace	2011
355	Nate Daniels vs. Lock Haven	2012
347	Matt Soltes vs. LIU Post	2015
342	Jimmy Terwilliger at Lenoir-Rhyne	2004
337	Matt Marshall at Pace	2010
325	Jimmy Terwilliger at Bentley	2005

PASSING TD

6	Ray Wagner vs. Pace	2011
6	Damian Poalucci vs. New Haven	1996
5	Matt Marshall at Pace	2010
5	Jimmy Terwilliger at Bentley	2005

TOTAL OFFENSE

542	Damian Poalucci vs. New Haven	1996
467	Matt Soltes at LIU Post	2014
435	Damian Poalucci vs. AIC	1995
386	Ray Wagner vs. Pace	2011
376	Jimmy Terwilliger at Lenoir-Rhyne	2004
373	Jimmy Terwilliger at Bentley	2005
366	Matt Soltes vs. LIU Post	2015
363	Matt Marshall at Pace	2010
360	James Franklin at Lafayette	1994
346	Nate Daniels vs. Lock Haven	2012

RUSHING YARDS

154	Andre Castiglioni vs. Clarion	2000
149	Andre Castiglioni vs. Clarion	2001
140	Gunner Anglovich vs. Pace	2021
139	Robert Healy at Brevard	2016
130	Pete Radocha vs. Montclair	1976
125	Jaymar Anderson at Fairmont State	2017
107	Zach Krise at Virginia Union	2009
106	Orlando Williams vs. AIC	1995
101	Kendrick Williams vs. Pace	2011

RECEIVING YARDS

236	Brett Witmer vs. New Haven	1996
206	Ed Csencsits vs. Edinboro	1968
179	Jordan Hallman vs. Lock Haven	2012
176	Dennis McWhite vs. AIC	1995
172	Robert Bleiler vs. Pace	2011
171	Tim Bishop at Lafayette	1983
167	John Kotarsky vs. Clarion	2001

RECEPTIONS

13	Brett Witmer vs. New Haven	1996
13	Ed Csencsits vs. Edinboro	1968
12	Bob Lester at Lafayette	1970
11	Dennis McWhite vs. AIC	1995
9	Ken Kopetchny vs. SCSU	1990

RECEIVING TD

4	Brett Witmer vs. New Haven	1996
3	Jordan Hallman vs. Lock Haven	2012
3	Jason Klush vs. Lock Haven	1999
3	Dennis McWhite vs. AIC	1995
3	Jake Hlavac vs. Kutztown	1993

SEASON OPENERS TEAM HIGHS

RUSHING YARDS

309	W 35-14 vs. Pace	2021
271	W 49-14 at Brevard	2016
239	W 37-33 at Clarion	2000
225	W 24-0 at SCSU	1989
217	W 72-17 at Bentley	2005
215	W 45-14 at Kutztown	1993
211	W 56-14 vs. Pace	2011

PASSING YARDS

603	L 56-59 at New Haven	1996
456	W 56-14 vs. Pace	2011
429	W 49-19 vs. AIC	1995
405	W 72-17 at Bentley	2005
384	W 43-35 at LIU Post	2014
380	W 57-0 at Pace	2010
355	W 31-0 vs. Lock Haven	2012
347	L 40-41 vs. LIU Post	2015
342	W 26-21 at Lenoir-Rhyne	2004

TOTAL YARDS

736	L 56-59 at New Haven	1996
667	W 56-14 vs. Pace	2011
622	W 72-17 at Bentley	2005
613	W 49-19 vs. AIC	1995

POINTS (all-time)

72	W 72-17 at Bentley	2005
58	W 58-0 vs. Lenoir-Rhyne	2003
57	W 57-0 at Pace	2010
56	W 56-14 vs. Pace	2011
56	L 56-59 at New Haven	1996

CONSECUTIVE GAMES RECORDS

PASSING FIRST 2 GAMES

999	Damian Poalucci	1996
713	Jimmy Terwilliger	2004
698	Ray Wagner	2011

PASSING FIRST 3 GAMES (1,000+)

1188	Jimmy Terwilliger	2005
1183	Matt Soltes	2014
1178	Damian Poalucci	1996
1021	Matt Soltes	2015

PASSING FIRST 4 GAMES (1,300+)

1484	Matt Soltes	2014
1483	Damian Poalucci	1996
1397	Jimmy Terwilliger	2005
1335	Matt Soltes	2015
1318	Jimmy Terwilliger	2004

PASSING FIRST 5 GAMES (1,700+)

1929	Matt Soltes	2015
1900	Matt Soltes	2014
1851	Damian Poalucci	1996
1793	Jimmy Terwilliger	2005

PASSING - 2 CONSECUTIVE GAMES

1110	Damian Poalucci	1996
1025	Ray Wagner	2011
1013	Matt Soltes	2015

PASSING - 3 CONSECUTIVE GAMES

1422	Ray Wagner	2011
1337	Damian Poalucci	1996
1327	Matt Soltes	2015

PASSING - 4 CONSECUTIVE GAMES

1765	Matt Soltes	2015
1753	Damian Poalucci	1996
1706	Ray Wagner	2011

PASSING - 5 CONSECUTIVE GAMES

2071	Matt Soltes	2015
2010	Damian Poalucci	1996
1980	Damian Poalucci	1996
1969	Ray Wagner	2011

TOTAL OFFENSE FIRST 2 GAMES (750+)

1025	Damian Poalucci	1996
779	Matt Soltes	2014
755	Jimmy Terwilliger	2004

TOTAL OFFENSE FIRST 3 GAMES (1,200+)

1311	Matt Soltes	2014
1283	Jimmy Terwilliger	2005
1223	Damian Poalucci	1996

TOTAL OFFENSE FIRST 4 GAMES (1,500+)

1627	Matt Soltes	2014
1538	Damian Poalucci	1996
1509	Jimmy Terwilliger	2005

TOTAL OFFENSE FIRST 5 GAMES

2154	Matt Soltes	2014
2078	Matt Soltes	2015
1980	Jimmy Terwilliger	2005
1915	Damian Poalucci	1996

TOTAL OFFENSE - 2 CONSECUTIVE GAMES

1142	Damian Poalucci	1996
1062	Matt Soltes	2012
1051	Matt Soltes	2015

TOTAL OFFENSE - 3 CONSECUTIVE GAMES

1525	Matt Soltes	2012
1496	Matt Soltes	2015
1437	Ray Wagner	2011

TOTAL OFFENSE - 4 CONSECUTIVE GAMES

1925	Matt Soltes	2015
1907	Matt Soltes	2012
1784	Ray Wagner	2011

TOTAL OFFENSE - 5 CONSECUTIVE GAMES

2212	Matt Soltes	2015
2154	Matt Soltes	2014
2128	Matt Soltes	2012
2042	Ray Wagner	2011

CONSECUTIVE GAMES RECORDS

PASSING TD - FIRST 2 GAMES		RUSHING YARDS - 4 CONSECUTIVE GAMES		RECEIVING YARDS - FIRST 2 GAMES	
13	Damian Poalucci 1996	628	Robert Healy..... 2016	312	Tim Strenfel..... 2004
7	Matt Marshall..... 2010	623	Stewart Ford..... 1997	296	Mike Mancuso..... 1996
7	Jimmy Terwilliger..... 2003, 2005	590	Andre Castiglioni..... 2001	290	Evan Prall..... 2005
PASSING TD - FIRST 3 GAMES		RUSHING YARDS - 5 CONSECUTIVE GAMES		RECEIVING YARDS - FIRST 3 GAMES	
16	Jimmy Terwilliger..... 2005	751	Stewart Ford..... 1997	497	Evan Prall..... 2005
13	Damian Poalucci..... 1996	736	Robert Healy..... 2016	448	Jon Schnaars..... 2015
11	Matt Soltes..... 2014	680	Andre Castiglioni..... 2000	398	Tim Strenfel..... 2004
PASSING TD - FIRST 4 GAMES		RUSHING TD - FIRST 2 GAMES		RECEIVING YARDS - FIRST 4 GAMES (500+)	
18	Jimmy Terwilliger..... 2005	6	Jaymar Anderson (missed 1st game) .. 2018	577	Evan Prall..... 2006
16	Damian Poalucci..... 1996	5	Pete Radocha..... 1976	554	Tim Strenfel..... 2004
15	Matt Soltes..... 2014	4	Robert Healy..... 2016	543	Evan Prall..... 2005
PASSING TD - FIRST 5 GAMES		4	Zach Krise..... 2009	536	Jon Schnaars..... 2015
20	Damian Poalucci..... 1996	4	Dell Walker..... 1983	RECEIVING YARDS - FIRST 5 GAMES (600+)	
19	Matt Soltes..... 2014	RUSHING TD - FIRST 3 GAMES		754	Jon Schnaars..... 2015
19	Jimmy Terwilliger..... 2005	8	Robert Healy..... 2016	688	Evan Prall..... 2005
YARDS FROM SCRIMMAGE - FIRST 2 GAMES		8	Pete Radocha..... 1976	683	Evan Prall..... 2006
430	Robert Healy..... 2016	6	Jaymar Anderson..... 2018	643	Brett Witmer..... 1997
345	Jason Killian..... 1994	6	Stewart Ford..... 1999	637	Tim Strenfel..... 2004
339	Zach Krise..... 2009	RUSHING TD - FIRST 4 GAMES		624	Jason Killian..... 1996
YARDS FROM SCRIMMAGE - FIRST 3 GAMES		9	Pete Radocha..... 1976	RECEIVING YDS - 2 CONSECUTIVE GAMES	
722	Robert Healy..... 2016	8	Jaymar Anderson..... 2018	460	Jordan Hallman..... 2011
534	Pete Radocha..... 1976	8	Robert Healy..... 2016	429	Mike Mancuso..... 1996
497	Evan Prall..... 2005	RUSHING TD - FIRST 5 GAMES		380	Evan Prall..... 2006
YARDS FROM SCRIMMAGE - FIRST 4 GAMES (600+)		11	Robert Healy..... 2016	RECEIVING YDS - 3 CONSECUTIVE GAMES	
846	Robert Healy..... 2016	9	Pete Radocha (played first 4)..... 1976	587	Mike Mancuso..... 1996
660	Robert Healy..... 2015	8	Jaymar Anderson (played 2-5)..... 2018	566	Evan Prall..... 2006
609	Andre Castiglioni..... 2000	RECEPTIONS - FIRST 2 GAMES		518	Jordan Hallman..... 2011
YARDS FROM SCRIMMAGE - FIRST 5 GAMES (750+)		16	Brett Witmer..... 1996	RECEIVING YDS - 4 CONSECUTIVE GAMES	
1,011	Robert Healy..... 2016	15	Tim Strenfel..... 2004	672	Evan Prall..... 2006
864	Robert Healy..... 2015	RECEPTIONS - FIRST 3 GAMES		660	Mike Mancuso..... 1996
754	Jon Schnaars..... 2015	22	Jon Schnaars..... 2015	654	Jon Schnaars..... 2015
RUSHING YARDS - FIRST 2 GAMES (250+)		20	Four tied	646	Jordan Hallman..... 2011
336	Andre Castiglioni..... 2001	RECEPTIONS - FIRST 4 GAMES		RECEIVING YDS - 5 CONSECUTIVE GAMES	
304	Pete Radocha..... 1976	31	Jon Schnaars..... 2015	782	Jon Schnaars..... 2015
296	Robert Healy..... 2016	29	Evan Prall..... 2006	781	Evan Prall..... 2006
276	Jaymar Anderson..... 2017	28	Scott Benoit..... 1983	(754)	Jon Schnaars..... 2015
RUSHING YARDS - FIRST 3 GAMES (450+)		RECEPTIONS - FIRST 5 GAMES		718	Evan Prall..... 2005
552	Robert Healy..... 2016	51	Jon Schnaars..... 2015	718	Mike Mancuso..... 1996
511	Pete Radocha..... 1976	36	Evan Prall..... 2006	RECEIVING TD - FIRST 2 GAMES	
493	Andre Castiglioni..... 2001	34	Dusty Reed..... 2012	4	Evan Prall..... 2006
RUSHING YARDS - FIRST 4 GAMES (500+)		34	Brett Witmer..... 1997	4	Jason Klush..... 1999
628	Robert Healy..... 2016	RECEPTIONS - 2 CONSECUTIVE GAMES (20+)		4	Mike Mancuso..... 1996
590	Andre Castiglioni..... 2000	31	Jon Schnaars..... 2015	4	Brett Witmer..... 1996
550	Pete Radocha..... 1976	(26)	Jon Schnaars..... 2015	4	Jason Killian..... 1996
502	Andre Castiglioni..... 2001	21	Evan Prall..... 2006	RECEIVING TD - FIRST 3 GAMES	
RUSHING YARDS - FIRST 5 GAMES (500+)		RECEPTIONS - 3 CONSECUTIVE GAMES		6	Evan Prall..... 2005
736	Robert Healy..... 2016	40	Jon Schnaars..... 2015	5	Dusty Reed..... 2014
680	Andre Castiglioni..... 2000	(33)	Jon Schnaars..... 2015	5	Anthony Carfagno..... 2005
602	Andre Castiglioni..... 2001	31	Evan Prall..... 2006	RECEIVING TD - FIRST 4 GAMES	
550	Pete Radocha (played first 4)..... 1976	27	Tim Wilson..... 2016	8	Evan Prall..... 2005
520	Jaymar Anderson (played 2-5)..... 2018	RECEPTIONS - 4 CONSECUTIVE GAMES		6	Dusty Reed..... 2014
520	Jaymar Anderson..... 2017	50	Jon Schnaars..... 2015	RECEIVING TD - FIRST 5 GAMES	
RUSHING YARDS - 2 CONSECUTIVE GAMES		37	Evan Prall..... 2006	11	Jon Schnaars..... 2015
413	Robert Healy..... 2016	34	Scott Benoit..... 1983	9	Evan Prall..... 2005
381	Pete Radocha..... 1976	RECEPTIONS - 5 CONSECUTIVE GAMES		7	Jason Killian..... 1996
373	Stewart Ford..... 1997	59	Jon Schnaars..... 2015		
RUSHING YARDS - 3 CONSECUTIVE GAMES (500+)		(52)	Jon Schnaars..... 2015		
552	Robert Healy..... 2016	44	Evan Prall..... 2006		
513	Stewart Ford..... 1997	41	Scott Benoit..... 1983		
511	Pete Radocha..... 1976				

ESU OFFENSIVE TEAM STATS

	ESU		Opp		Total		RUSH					PASS						
	PPG	PPG	Yds	Ypg	Ypg	Yds	Att	Avg	TD	Ypg	Yds	Comp	Att	TD	Int	YPC	YPA	
2021	22.18	21.82	3861	351.0	160.8	1922	399	4.4	12	190.2	2092	165	314	16	6	12.7	6.7	
2019	30.7	25.5	3693	335.7	123.0	1353	369	3.7	18	212.7	2340	205	340	19	10	11.4	6.9	
2018	24.8	37.6	4069	369.9	141.4	1555	358	4.3	16	228.5	2514	184	372	18	19	13.7	6.8	
2017	18.3	28.4	3265	296.8	113.2	1245	332	3.8	8	183.6	2020	158	331	12	10	12.8	6.1	
2016	31.4	39.3	4400	400.0	150.4	1654	345	4.8	25	249.6	2746	205	387	21	14	13.4	7.1	
2015	40.0	34.0	5368	488.0	126.5	1391	375	3.7	17	361.5	3977	279	494	42	12	14.3	8.1	
2014	34.3	34.5	4952	450.2	121.1	1332	332	4.0	14	329.1	3620	242	431	36	16	15.0	8.4	
2013	40.8	25.5	5589	508.1	189.5	2084	412	5.1	24	318.6	3505	230	398	36	9	15.2	8.8	
2012	38.5	35.9	4979	497.9	170.3	1703	350	4.9	18	327.6	3276	207	342	28	12	15.8	9.6	
2011	24.9	29.4	4737	430.6	107.5	1182	287	4.1	10	323.2	3555	228	435	22	27	15.6	8.2	
2010	31.9	24.6	4237	385.2	125.5	1381	333	4.1	15	259.6	2856	237	394	27	15	12.1	7.2	
2009	29.3	22.3	4864	405.3	134.8	1618	445	3.6	16	275.0	3246	219	361	28	13	14.8	9.0	
2008	35.2	23.8	4588	417.1	118.2	1300	390	3.3	19	298.9	3288	197	357	28	16	16.7	9.2	
2007	26.6	26.4	3013	334.8	112.1	1009	274	3.7	11	222.7	2004	166	320	17	10	12.1	6.3	
2006	35.0	21.4	4540	412.7	128.4	1412	318	4.4	14	284.4	3128	235	360	37	7	13.3	8.7	
2005	42.6	24.4	7118	508.4	163.1	2283	487	4.7	25	345.4	4835	277	447	52	11	17.5	10.8	
2004	37.3	21.3	5977	498.1	163.4	1961	374	5.2	24	334.7	4016	233	379	35	13	17.2	10.6	
2003	35.8	22.7	4835	439.5	165.0	1815	362	5.0	21	274.5	3020	202	358	30	7	15.0	8.4	
2002	29.6	18.5	3883	388.3	146.2	1462	353	4.1	15	242.1	2421	167	352	19	11	14.5	6.9	
2001	28.7	18.7	3754	375.4	173.6	1736	411	4.2	15	201.8	2018	136	292	22	5	14.8	6.9	
2000	20.7	19.6	3563	323.9	182.0	2002	464	4.3	16	141.9	1561	103	267	13	11	15.2	5.8	
1999	23.8	33.7	3315	301.4	119.0	1309	396	3.3	17	182.4	2006	138	332	15	14	14.5	6.0	
1998	24.0	40.3	3172	317.2	114.1	1141	325	3.5	11	203.1	2031	130	312	20	16	15.6	6.5	
1997	26.0	32.8	4167	416.7	135.4	1354	351	3.9	14	281.3	2813	195	361	20	18	14.4	7.8	
1996	39.7	32.7	5091	509.1	105.0	1050	334	3.1	9	404.1	4041	224	415	42	13	18.0	9.7	
1995	22.9	22.0	3232	323.2	117.0	1170	328	3.6	17	206.2	2062	149	317	10	18	13.8	6.5	
1994	26.2	20.2	4648	464.8	198.4	1984	442	4.5	17	266.4	2664	192	376	14	9	13.9	7.1	
1993	29.8	14.5	3947	394.7	194.7	1947	409	4.8	22	200.0	2000	132	286	19	13	15.2	7.0	
1992	25.8	15.3	3392	339.2	138.2	1382	375	3.7	13	201.0	2010	149	310	16	13	13.5	6.5	
1991	26.6	21.7	4271	355.9	137.9	1655	475	3.5	16	218.0	2616	186	360	18	24	14.1	7.3	
1990	28.4	23.3	3355	335.5	113.4	1134	377	3.0	17	222.1	2221	156	315	19	17	14.2	7.1	
1989	22.5	12.2	2835	283.5	125.1	1251	412	3.0	10	158.4	1584	125	227	11	7	12.7	7.0	
1988	12.5	11.6	2257	225.7	101.3	1013	406	2.5	4	124.4	1244	94	246	9	17	13.2	5.1	
1987	13.9	18.0	2355	235.5	122.5	1225	376	3.3	6	113.0	1130	96	236	8	18	11.8	4.8	
1986	10.7	24.8	2036	203.6	69.3	693	314	2.2	4	134.3	1343	124	319	5	17	10.8	4.2	
1985	17.7	21.0	2576	257.6	62.3	623	343	1.8	7	195.3	1953	163	348	11	21	12.0	5.6	
1984	23.3	23.6	3477	347.7	69.1	691	306	2.3	11	278.6	2786	206	348	20	23	13.5	8.0	
1983	24.5	13.5	3667	333.4	108.9	1198	414	2.9	15	224.5	2469	183	366	18	25	13.5	6.7	
1982	26.0	11.8	3446	313.3	99.5	1094	414	2.6	16	213.8	2352	173	328	19	17	13.6	7.2	
1981	14.6	18.0	2266	226.6	108.1	1081	420	2.6	9	118.5	1185	97	214	6	15	12.2	5.5	
1980	22.3	15.4	2960	296.0	131.6	1316	449	2.9	18	164.4	1644	133	242	9	23	12.4	6.8	
1979	15.2	9.7	2268	226.8	111.7	1117	463	2.4	8	115.1	1151	87	200	8	12	13.2	5.8	
1978	28.0	6.9	3038	276.2	146.1	1607	601	2.7	19	130.1	1431	84	189	15	18	17.0	7.6	
1977	27.9	11.4	2727	340.9	216.9	1735	417	4.2	21	124.0	992	63	140	4	10	15.7	7.1	
1976	26.9	8.7	3722	372.2	239.6	2396	490	4.9	24	132.6	1326	82	167	14	13	16.2	7.9	
1975	22.6	9.5	3160	316.0	184.9	1849	483	3.8	15	131.1	1311	81	170	16	10	16.2	7.7	
1974	13.5	16.2	2619	261.9	168.8	1688	449	3.8	10	93.1	931	62	157	5	10	15.0	5.9	

ESU DEFENSIVE TEAM STATS

	ESU		Opp		Total		RUSH					PASS						
	PPG	PPG	Yds	Ypg	Ypg	Yds	Att	Avg	TD	Ypg	Yds	Comp	Att	TD	Int	YPC	YPA	
2021	22.2	21.8	3819	347.2	140.8	1549	400	3.9	14	206.4	2270	157	299	17	8	14.5	7.6	
2019	25.5	30.7	4029	366.3	162.7	1790	384	4.7	17	203.6	2239	176	326	18	14	12.7	6.9	
2018	24.8	37.6	5405	491.4	252.9	2782	495	5.6	32	238.5	2623	188	319	22	11	14.0	8.2	
2017	18.3	28.4	5291	481.0	227.8	2506	473	5.3	24	253.2	2785	225	338	15	8	12.4	8.2	
2016	31.4	39.3	5530	502.7	264.4	2908	518	5.6	29	238.4	2622	175	295	27	8	15.0	8.9	
2015	40.0	34.0	4806	436.9	215.7	2373	446	5.3	22	221.2	2433	208	376	27	13	11.7	6.5	
2014	34.3	34.5	5045	458.6	251.5	2766	537	5.2	26	207.2	2279	180	309	25	10	12.7	7.4	
2013	40.8	25.5	4104	373.1	176.9	1946	399	4.9	18	196.2	2158	168	324	18	13	12.8	6.7	
2012	38.5	35.9	4528	452.8	142.8	1428	362	3.9	20	310.0	3100	209	332	27	8	14.8	9.3	
2011	24.9	29.4	4964	451.3	220.2	2422	516	4.7	17	231.1	2542	205	321	21	8	12.4	7.9	
2010	31.9	24.6	3822	347.5	153.5	1688	474	3.6	10	194.0	2134	160	288	19	13	13.3	7.4	
2009	29.3	22.3	4249	354.1	155.7	1868	439	4.3	16	198.4	2381	176	331	17	18	13.5	7.2	
2008	35.2	23.8	4045	367.7	167.9	1847	448	4.1	18	199.8	2198	167	320	15	11	13.2	6.9	
2007	26.6	26.4	3140	348.9	186.2	1676	383	4.4	16	162.7	1464	108	221	13	11	13.6	6.6	
2006	35.0	21.4	3526	320.5	138.5	1523	369	4.1	11	182.1	2003	157	276	19	13	12.8	7.3	
2005	42.6	24.4	5557	396.9	190.7	2670	580	4.6	20	206.2	2887	204	390	20	18	14.2	7.4	
2004	37.3	21.3	4649	387.4	159.6	1915	449	4.3	15	227.8	2734	209	391	18	23	13.1	7.0	
2003	35.8	22.7	3919	356.3	155.0	1705	412	4.1	19	201.3	2214	194	343	15	11	11.4	6.5	
2002	29.6	18.5	3528	352.8	154.9	1549	357	4.3	12	197.9	1979	154	308	13	18	12.9	6.4	
2001	28.7	18.7	3135	313.5	195.5	1955	409	4.8	15	118.0	1180	100	249	7	14	11.8	4.7	
2000	20.7	19.6	3198	290.7	131.4	1445	437	3.3	9	159.4	1753	165	295	16	14	10.6	5.9	
1999	23.8	33.7	5124	465.8	188.2	2070	450	4.6	26	277.6	3054	227	368	22	19	13.5	8.3	
1998	24.0	40.3	4705	370.5	263.3	2633	474	5.6	26	207.2	2072	160	296	20	16	13.0	7.0	
1997	26.0	32.8	4338	433.8	244.4	2444	445	5.5	26	189.4	1894	150	257	14	8	12.6	7.4	
1996	39.7	32.7	4377	437.7	153.2	1532	374	4.1	15	284.5	2845	206	399	26	11	13.8	7.1	
1995	22.9	22.0	3584	358.4	158.1	1581	473	3.3	13	200.3	2003	163	304	14	15	12.3	6.6	
1994	26.2	20.2	3913	391.3	157.6	1576	405	3.9	8	233.7	2337	145	284	18	20	16.1	8.2	
1993	29.8	14.5	3428	342.8	185.7	1857	479	3.9	7	157.1	1571	135	301	10	24	11.6	5.2	
1992	25.8	15.3	3437	343.7	134.5	1345	414	3.2	12	209.2	2092	150	332	5	25	13.9	6.3	
1991	26.6	21.7	3648	331.6	145.8	1604	537	3.0	18	185.8	2044	170	320	13	19	12.0	6.4	
1990	28.4	23.3	3324	332.4	110.2	1102	382	2.9	11	222.2	2222	165	329	16	21	13.5	6.8	
1989	22.5	12.2	2806	280.6	127.2	1272	407	3.1	9	153.4	1534	113	267	7	20	13.6	5.7	
1988	12.5	11.6	2220	222.0	94.8	948	407	2.3	2	127.2	1272	99	245	11	14	12.8	5.2	
1987	13.9	18.0	3077	307.7	129.0	1290	410	3.1	9	178.7	1787	145	290	15	12	12.3	6.2	
1986	10.7	24.8	3639	363.9	189.0	1890	450	4.2	11	174.9	1749	127	270	18	10	13.8	6.5	
1985	17.7	21.0	3388	338.8	185.9	1859	469	4.0	14	152.9	1529	109	231	11	14	14.0	6.6	
1984	23.3	23.6	3373	337.3	194.9	1949	454	4.3	16	142.4	1424	122	237	11	16	11.7	6.0	
1983	24.5	13.5	3289	299.0	143.3	1576	454	3.5	7	155.7	1713	144	297	12	29	11.9	5.8	
1982	26.0	11.8	3078	279.8	164.7	1812	503	3.6	13	115.1	1266	106	286	4	20	11.9	4.4	
1981	14.6	18.0	2888	288.8	149.5	1495	454	3.3	12	139.3	1393	112	214	9	14	12.4	6.5	
1980	22.3	15.4	2911	291.1	164.6	1646	441	3.7	11	126.5	1265	100	217	8	21	12.7	5.8	
1979	15.2	9.7	2486	248.6	113.3	1133	412	2.8	6	135.3	1353	104	248	4	21	13.0	5.5	
1978	28.0	6.9	1755	159.5	59.7	657	443	1.5	2	99.8	1098	84	227	5	33	13.1	4.8	
1977	27.9	11.4	1941	242.6	127.1	1017	321	3.2	6	115.5	924	76	186	4	18	12.2	5.0	
1976	26.9	8.7	2201	220.1	130.2	1302	446	2.9	8	89.9	899	84	209	3	19	10.7	4.3	
1975	22.6	9.5	2427	242.7	143.3	1433	454	3.2	7	99.4	994	77	174	6	20	12.9	5.7	
1974	13.5	16.2	2831	283.1	184.9	1849	504	3.7	13	98.2	982	89	200	8	14	11.0	4.9	

NATIONAL STATISTICAL LEADERS / LONGEST PLAYS

National Statistical Leaders

Individual Statistical Leaders (Top 10)

2021	Deshawn McCarthy, 3rd sacks (13)
	Rece Bender, t-10th Kickoff Return TDs (1)
2019	Rece Bender, t-9th Kickoff Return TDs (1)
	Rece Bender, t-7th Punt Return TDs (1)
	Jordan Walters, 8th Field Goals (1.45 per game)
2017	Billy Inge III, 1st Forced Fumbles (0.67 per game)
	Justin Johnson, 2nd Forced Fumbles (0.60 per game)
	t-10th Fumbles Recovered (3)
	Dakota Everett, t-1st Blocked Kicks (4)
	t-10th Fumbles Recovered (3)
2016	Robert Healy, 8th Scoring (11.4 per game)
2015	Matt Soltes, 2nd Passing Yards (354.5 per game),
	3rd Total Offense (373.3 yards per game),
	4th Points Responsible For (24.0 per game)
	Jon Schnaars, 1st Receptions (10.4 per game),
	1st Receiving Yards (146.4 per game),
	3rd Scoring (12.2 per game)
2014	Bryan Thomson, t-1st Blocked Kicks (6)
	Jordan Bair, 8th Punting (42.5 avg.)
2013	Matt Soltes, 9th Pass Efficiency (167.1)
	Sam Trunzo, t-1st Fumbles Recovered (4)
2012	Taylor Groff, t-3rd Field Goals (1.5 per game)
2011	Ray Wagner, 6th Passing Yards (293.3 per game),
	6th Total Offense (307.0 yards per game)
2010	Taylor Groff, t-5th Field Goals (1.5 per game)
	Matt Freed, 9th Tackles (10.9 per game)
2008	Nick Krut, 1st Punting (46.0 avg.)
	Matt Freed, t-6th Tackles (11.5 per game)
2007	Greg Knauss, 3rd Field Goals (1.4 per game)
2006	Jimmy Terwilliger, 2nd Total Offense (315.5
	yards per game), 3rd Pass Efficiency (165.5);
	5th Passing Yards (269.6 per game)
	Evan Prall, 2nd Receiving Yards (106.7 per game),
	2nd Punt Returns (17.9 avg.), 6th Receptions
	(6.9 per game), 7th Scoring (10.9 per game),
	10th All-Purpose (164.3 per game)
	Drew Stem, 8th Kick Returns (28.7 avg.)
2005	Jimmy Terwilliger, 1st Total Offense (354.3
	yards per game), 2nd Pass Efficiency (186.1)
	Evan Prall, 2nd Receiving Yards (126.1 per game)
2004	Jimmy Terwilliger, 1st Pass Efficiency (174.1),
	2nd Total Offense (357.7 yards per game)
	Matt Crispell, 2nd Interceptions (0.83 per game)
	Michael Wiggins, 3rd Interceptions (0.73 per game)
	Tim Strenfel, 5th Receiving Yards (115.7 per game)
2003	Jimmy Terwilliger, 6th Pass Efficiency (153.6),
	8th Total Offense (303.8 yards per game)
2002	Nick Beisker, 9th Interceptions (0.7 per game)
	Michael Glover, 9th Passes Defended
	(1.8 per game)

Team Statistical Leaders (Top 5)

Offense	
2021	Tackles for loss allowed 4th (2.91)
2016	Red Zone Offense 5th (90.7 percent)
2015	Passing Offense 2nd (361.5 yards per game)
2014	Punt Returns 2nd (18.2 yards per return)
2013	Fewest Turnovers 4th (11)
2012	Total Offense 4th (497.9 yards per game)
2011	Passing Offense 5th (323.2 yards per game)
2006	Punt Returns 4th (17.0 yards per return)
	Pass Efficiency 4th (168.3)
	Passing Offense 5th (284.4 yards per game)
2005	Passing Offense 2nd (345.3 yards per game) ...
	Scoring Offense 4th (42.6 points per game)
	Total Offense 5th (508.4 yards per game)
2004	Total Offense 4th (498.1 yards per game)
1997	Passing Offense 4th (281.3 yards per game)
1996	Total Offense 1st (509.1 yards per game)
	Passing Offense 1st (404.1 yards per game)
	Scoring Offense 4th (39.7 yards per game)

Starting Offensive Team

QB Damian Poalucci, HB Joe Pawloski and Orlando Williams, FB Tim Pollock, WR Jason Killian, Mike Mancuso and Brett Witmer, TE Andy McLoughlin, T Bruce Berke and Dan Rounds, G Dan Michalski and Mike Wallick, C Joe Terra, K Matt Seagreaves

1984	Passing Offense 4th (278.6 yards per game)
1969	Passing Offense 5th (266.8 yards per game)
1968	Total Offense 3rd (456.9 yards per game)
	Scoring Offense 3rd (42.1 points per game)
1965	Rushing Offense 4th (268.0 yards per game)

Note: NCAA Division II playoff game in 1991 not counted. NCAA College Division 1961-72, NCAA Division II 1973-Present.

2001	Adam Hostetter, 1st Punting (44.4 avg.)
	Jeremy Brown, t-9th Interceptions (0.8 per game)
1997	Damian Poalucci, 4th Total Offense
	(263.5 yards per game)
	Mike Mancuso, 7th All-Purpose Yardage (173.5
	per game), 10th Receiving Yards (98.1 per game)
	Brett Witmer, 8th Receiving Yards (104.4
	per game), 9th Receptions (6.3 per game)
1996	Damian Poalucci, 1st Total Offense (388.3
	yards per game), 3rd Pass Efficiency (163.3)
	Mike Mancuso, 6th Receiving Yards
	(119.4 per game)
1995	Troy Myers, 5th Punt Returns (13.9 avg.)
1994	Matt Seagreaves, 1st Field Goals (1.5 per game)
	James Franklin, 6th Total Offense
	(312.9 yards per game)
1992	Ed Detwiler, t-4th Field Goals (1.30 per game)
	Roger Straub, t-5th Interceptions (0.8 per game)
	Dennis McWhite, t-8th Kick Returns (27.7 avg.)
1991	Ed Detwiler, t-4th Field Goals (1.18 per game),
	6th Punting (40.8 yards per punt)
1990	Derrick Deburaw, t-9th Interceptions
	(0.7 per game)
1989	Dennis Mailhot, 1st Punt Returns (17.8 avg.),
	1st Kick Returns (32.6 avg.)
	Linus Bolden, t-2nd Interceptions (0.7 per game)
	Ed Detwiler, t-4th Field Goals (1.30 per game)
1988	Todd McNamee, 4th Punting (42.1 avg.)
1985	Joe McLaughlin, 4th Kick Returns (26.7 avg.)
	Tim Bishop, 7th Receptions (5.6 per game)
1984	Ernie Siegrist, 3rd Receptions (6.0 per game)
	Andy Baranek, 7th Pass Efficiency (134.3),
	8th Total Offense (230.1 yards per game)
	Tim Bishop, t-9th Receptions (5.2 per game)
1983	Scott Benoit, 3rd Receptions (6.7 per game)
	Chris Gerhard, 10th Punt Returns (12.1 avg.)
1980	Mike Lush, 1st Interceptions (1.20 per game)
1979	Jim Villani, 4th Punting (41.4 yards per punt)
1977	Harold Strunk, 3rd Scoring (11.3 per game),
	5th Rushing Yardage (114.3 per game)
1976	Pete Radocha, 9th Scoring (8.3 per game),
	10th Rushing Yardage (106.6 per game)
	Fred Balina, 9th Punt Returns (11.3 avg.)
1970	Steve Mummaw, 5th Pass Completions
	(16.9 per game)
1969	Bill Dukett, 8th Total Offense (2,127 yards),
	9th Pass Completions (147 completions)
1961	Toby Barkman, t-10th Scoring (90 points)

Defense	
2017	Fumbles Recovered 2nd (23)
	Turnovers Gained t-5th (31)
2008	Net Punting 1st (39.7 yards per punt - 48 punts,
	2,210 yards, 86 yards returned)
2006	Net Punting 3rd (36.0 yards per punt - 24 punts,
	930 yards, 46 yards returned)
2004	Net Punting 1st (40.6 yards per punt - 33 punts,
	1,426 yards, 87 yards returned)
2002	Turnover Margin 3rd (+1.5 per game)
2001	Pass Defense Efficiency 3rd (78.0)
	Net Punting 3rd (39.6 yards per punt)
1979	Scoring Defense 5th (9.7 points per game)
1978	Total Defense 1st (153.8 yards per game)
	Rushing Defense 1st (52.2 yards per game)
	Scoring Defense 2nd (7.2 points per game)

Starting Defensive Team

DE Bill Bergen and Ray Yakavonis, DT Phil Collins and Jack Shrawder, OLB Warren Brown and Tony Casucci, ILB Joe Detzi and Jeff Johnson, HB Fred Balina and Ray Cianni, S Scott LeVan

1976	Scoring Defense 3rd (8.1 points per game)
	Total Defense 4th (207.1 yards per game)
1973	Pass Defense 1st (37.6 yards per game)
	Scoring Defense 4th (6.2 points per game)

Starting Defensive Secondary

HB Paul Grube, John Novak and Willard Stem

1962	Total Defense 2nd (112.4 yards per game)
	Rushing Defense 3rd (48.6 yards per game)
1961	Total Defense 2nd (107.6 yards per game)
	Rushing Defense 4th (47.9 yards per game)

Longest Plays

Rushing

90	Jason Killian at Southern Conn.	1993
	Ramon Leak vs. American International.	1993
	Ed Guers vs. Bloomsburg.	1995
83	Anthony Carfagno at Clarion.	2003
82	Ralph Gish vs. Cheyney.	1968
81	Barry Roach at West Chester.	1964
80	Charlie Shaw at West Chester.	1954
	Tom Petro vs. Mansfield.	1971

Passing

99	Matt Soltes (Robert Bleiler) vs. Lock Haven.	2013
	Bret Comp (Ken Kopetchny) at Mansfield.	1990
97	Ray Wagner (Robert Bleiler) vs. Pace.	2011
96	Jake Cirillo (Rece Bender) vs. Millersville.	2021
96	Tim Roken (Ed Kiser) at Millersville.	2008
94	Mike Terwilliger (Tom Palubinski) vs. Bloomsburg.	1976
90	Damian Poalucci (Mike Mancuso) at Elon.	1997
90	Charlie Diskin (Tim Bishop) at CCSU.	1983
90	Charlie Sandora (Grey Seamans) vs. Scranton.	1972

Field Goals

56	Jordan Walters at West Chester.	2019
53	Greg Knauss vs. IUP.	2007
52	Taylor Groff at Bloomsburg.	2012
	Taylor Groff at Millersville.	2012
	Taylor Groff at Kutztown.	2011
51	Taylor Groff at Clarion.	2012
50	Devin Bartholomew at West Chester.	2021
	Jordan Walters at West Chester.	2017
	Todd McNamee vs. Southern Conn.	1988
49	Joey Pingitore vs. Montclair.	1983
48	Taylor Groff at West Chester.	2011
	Taylor Groff vs. Kutztown.	2010
	Mark Brubaker vs. C.W. Post (NCAA).	2005
	Ed Detwiler vs. California.	1992
	Mike Augustin vs. Millersville.	1986
	Joey Pingitore at Lehigh.	1983

Kick Returns

99	Rece Bender at Lock Haven.	2021
98	Matt Kacanda at Bloomsburg.	1998
	Dick Merring vs. Mansfield.	1956
97	Mike Yanocha vs. Mansfield.	2002
95	Rece Bender vs. Clarion.	2019
	Jim Wolfe at Cortland.	1964
94	Brandon Mercer vs. Cheyney.	2012
93	Joe Welk vs. Kutztown.	2014
	Michael Glover vs. Millersville.	2002
92	Joe Pawloski vs. Mansfield.	1995
90	Dennis Mailhot vs. Mansfield.	1989

Punt Returns

98	Dick Merring at West Chester.	1956
85	Charlie Shaw at Kutztown.	1954
82	Warren Hoeffner at West Chester.	1954
80	Barry Roach vs. Cortland.	1965
78	Tracy Coleman at Cheyney.	1985
	Jack Eagen at Cortland.	1950

Interception Returns

100	Jim Oplinger vs. Cheyney.	1956
95	Troy Myers at Slippery Rock.	1995
94	Roger Straub vs. Kutztown.	1992
85	Bernie Rockovich at Bloomsburg.	1947
80	Jeremy Brown vs. West Chester.	2001
77	Scott Christy vs. Cheyney.	2006
74	Joe McLaughlin vs. Mansfield.	1985

(Since 1942, the NCAA has established the maximum length of all plays at 100 yards. Oplinger's interception return actually began one yard in the end zone)

Punts

78	Todd McNamee vs. Southern Conn.	1988
75	Ken Parrish vs. West Chester.	2004
	Ed Detwiler vs. Bloomsburg.	1991

Overtime Games (4-7)

1991	vs. Shippensburg (NCAA Playoffs)	33-34	L
1996	vs. Kutztown.	27-20	W
1999	at Shepherd. (2OT)	27-33	L
2000	vs. Shepherd.	35-28	W
2000	vs. Millersville.	26-33	L
2000	vs. Shippensburg.	14-17	L
2004	vs. West Chester.	37-38	L
2005	vs. Bloomsburg.	24-31	L
2008	vs. Shippensburg.	44-41	W
2009	at Kutztown.	27-20	W
2015	vs. Shippensburg. (5OT)	67-69	L

OPPONENTS SINGLE GAME HIGHS (SINCE 1974)

Rushing		
Yards		
321	Brock Jones, Gannon	2014
304	Franklyn Quiteh, Bloomsburg	2013
286	Chris Morgan, IUP	2006
282	Franklyn Quiteh, Bloomsburg	2012
261	Craig Reynolds, Kutztown	2016
259	Jerry Azumah, New Hampshire	1998
257	Brandon Monk, West Chester	2014
246	Franklyn Quiteh, Bloomsburg	2010
244	Gerard Mack, Millersville	1996
236	Logan Wiland, Seton Hill	2019
235	Irvin Sigler, Bloomsburg	1996
234	Lawrence Elliott, Jr., Bloomsburg	2015
	Thomas Fulton, West Chester	1997
229	Ryan Lehmeier, Slippery Rock	2007
223	Lee Brannon, Mansfield	1998
222	Marques Glaze, Bloomsburg	2001
221	Rob Blount, C.W. Post	2005
220	Deonte Glover, Shepherd	2019
219	Toby Murray, Glenville State	2002
218	Shawn Harris, SCSU (NCAA)	2005
206	John Ford, Lock Haven	2016
205	James Wah, Jr., Kutztown	2014
204	Don Shaver, Kutztown	1979
203	Rondell White, West Chester	2011
201	Tom Martin, Bloomsburg	1987
200	Jamar Brittingham, Bloomsburg	2005
	Jamar Brittingham, Bloomsburg (NCAA)	2005

Carries		
43	Franklyn Quiteh, Bloomsburg	2012
41	Lee Brannon, Mansfield	1998
	Ellis Robinson, SCSU	1995
39	Franklyn Quiteh, Bloomsburg	2010
	Thomas Fulton, West Chester	1997
	Derrick Price, West Chester	1990
37	Mike Eckmeyer, West Chester	2002

Touchdowns		
5	Jerry Azumah, New Hampshire	1998
	Irvin Sigler, Bloomsburg	1996
4	Franklyn Quiteh, Bloomsburg	2013
	Jamar Brittingham, Bloomsburg	2005
	John Kuhn, Shippensburg	2003
	Marques Glaze, Bloomsburg	2001

Three 100-Yard Rushers, Game		
2018	Bloomsburg (Q. Quiteh 123, Sillman 117, Gooden 112)	
2016	Lock Haven (Ford 206, Blakey 111, Walton 101)	
2003	Ship (Kuhn 168, Crump 128, McLaurin 112)	
1998	New Hampshire (Azumah 259, Smith 163, Curran 127)	

Two 100-Yard Rushers, Game		
1997	Elon (Thomas 120, Gannaway 119, Moore 110)	

One 100-Yard Rushers, Game		
2021	West Chester (McKenzie 135, Poquie 113)	
2019	Shepherd (Glover 220, Hebron 111)	
2018	Edinboro (Galyk 132, Fletcher 110)	
	West Chester (Dukes 132, Seegars 101)	
2017	Bloomsburg (Q. Quiteh 168, Gooden 108)	
	West Chester (Elder 131, Dooley 106)	
2016	West Chester (Elder 118, Young 110)	
2015	Slippery Rock (Neely 152, Greene 130)	
2014	Slippery Rock (Greene 186, Blakeman 119)	
	Kutztown (Wah, Jr. 205, Williams 111)	
2013	Mercyhurst (Sanders 121, Jones II 104)	
2011	Bloomsburg (Mateo 157, Quiteh 124)	
	C.W. Post (Laurino 107, Mack 102)	
	Shippensburg (Zulli 126, Frenette 115)	
2008	Clarion (Sipes 118, Emmanuel 105)	
2007	Slippery Rock (Lehmeier 229, Cleckley 109)	
1986	Millersville (Chidester 116, Napier 115)	
1974	Montclair State (Sothorn 132, Roberson 100)	

Rushing Yards, Team		
582	New Hampshire (56 carries)	1998
500	Shippensburg (69)	2003
483	Gannon (58)	2014
460	Shepherd (39)	2019
459	Kutztown (51)	2016
456	Slippery Rock (78)	2014
433	IUP (45)	2006
424	Lock Haven (48)	2016
420	Elon (53)	1997
414	Slippery Rock (63)	2015
401	Shippensburg (60)	2011

Rushing Attempts, Team		
78	Slippery Rock (456 yards)	2014
69	Shippensburg (500 yards)	2003
	SCSU (350)	1985
68	Slippery Rock (306)	1974

Passing		
Yards		
527	Don King III, Slippery Rock	2016
496	Zach Zulli, Shippensburg	2012
481	Mike Mitros, West Chester	1998
480	Kevin Morton, Kutztown	2012
437	Tyson Bagent, Shepherd	2021
424	Jesse Showerda, New Haven	1996
408	Ameer Hayes, Cheyney	1998

Touchdowns		
7	Don King III, Slippery Rock	2016
	Jesse Showerda, New Haven	1996
6	Tyson Bagent, Shepherd	2021
	Ryan Zapoticky, Shippensburg	2015
	Drew Folmar, Millersville	1999
	Mike Mitros, West Chester	1998
5	Tyson Bagent, Shepherd	2019
	Caleb Walton, Lock Haven	2016
	Zach Zulli, Shippensburg	2012
	Greg Moylan, Millersville	1996
	Dave MacDonald, West Chester	1994
	Mike Horton, New Haven	1986

Completions		
38	Mike Mitros, West Chester	1998
36	Erriek Stewart, Cheyney	2003
35	Kevin Morton, Kutztown	2012
	Ameer Hayes, Cheyney	1998

Attempts		
65	Ameer Hayes, Cheyney	1998
60	Erriek Stewart, Cheyney	2003
	Lucas Smith, Mansfield	1996
53	Jeremy Copeland, Kutztown	2003
	Mike Mitros, West Chester	1998

Passing Yards, Team		
606	Shippensburg (33-44)	2012
527	Slippery Rock (28-38)	2016
490	Kutztown (35-42)	2012
481	West Chester (38-53)	1998
447	Shepherd (28-47)	2021
429	New Haven (20-33)	1996
408	Cheyney (35-65)	1998

Pass Completions, Team		
38	West Chester	1998
36	Cheyney	2003
35	Kutztown	2012
	Cheyney	1998

Pass Attempts, Team		
65	Cheyney	1998
60	Cheyney	2003
	Mansfield	1996
59	Montclair State	1983
55	Shippensburg	2015
	Kutztown	2004

First Downs		
38	West Chester	1998
35	Shepherd	2021
	Lock Haven	2017
	IUP	2016

Total Plays, Team		
98	Shippensburg (562 yards)	2015
	Millersville (368)	1992
97	Shippensburg (535)	2014
96	Lock Haven (571)	2017
95	Slippery Rock (577)	2015
	Shippensburg (625)	2011

Total Offense, Team		
789	IUP (395 rush, 394 pass)	2016
755	Shepherd (460 rush, 295 pass)	2019
724	Lock Haven (424 rush, 300 pass)	2016
719	Shippensburg (113 rush, 606 pass)	2012
704	Shippensburg (334 rush, 370 pass)	2017
672	Gannon (483 rush, 189 pass)	2014
668	Kutztown (459 rush, 209 pass)	2016
661	New Hampshire (582 rush, 79 pass)	1998
649	Ferris State (389 rush, 260 pass)	2018
641	SCSU (NCAA) (276 rush, 365 pass)	2005
640	Shepherd (193 rush, 447 pass)	2021
629	LIU Post (237 rush, 392 pass)	2015
627	Bloomsburg (389 rush, 238 pass)	2013
625	Shippensburg (401 rush, 224 pass)	2011
622	Kutztown (301 rush, 321 pass)	2015
621	Kutztown (316 rush, 305 pass)	2011

608	Bloomsburg (309 rush, 299 pass)	1996
607	IUP (324 rush, 283 pass)	2017
605	Shippensburg (358 rush, 247 pass)	1998
603	Bloomsburg (336 rush, 267 pass)	2012

Receiving		
Yards		
237	Marcus Johnson, Slippery Rock	2016
228	Chris Ortiz, SCSU	1995
227	Kevin Ingram, West Chester	1999
225	Tyrone Seabrooks, New Haven	1996
215	Devyn Woods, Mercyhurst	2012
211	Ron Lelko, Bloomsburg	1996
210	Shawn Seif, Lock Haven	2016
205	Anthony Browder, Kutztown	1996
201	Thomas Mayo, California	2011

Receptions		
15	Kevin Ingram, West Chester	1999
	Anthony Browder, Kutztown	1996
14	Bill Lowe, West Chester	1998
13	Ryan Clift, Millersville	2003
	Ron Lelko, Bloomsburg	1996

Touchdowns		
5	Tyrone Seabrooks, New Haven	1996
4	Shawn Seif, Lock Haven	2016
	Marcus Johnson, Slippery Rock	2016
	Brandon Simmons, West Chester (NCAA)	2004
	Kevin Ingram, West Chester	1998
3	Sean Judge, Shippensburg	2019
	Kevin Wiggins, Millersville	2016
	Brandon Mansell, Gannon	2015
	Darren Massey, Edinboro	2014
	Trevor Harman, Shippensburg	2013
	Devyn Woods, Mercyhurst	2012
	Mike Washington, West Chester	2006
	Brandon Simmons, West Chester	2004
	Shawn Foxworth, Millersville	1999
	Dave Klingerman, Shippensburg	1998
	Bobby McRae, Cheyney	1998
	Adrian Webber, SCSU	1991

Three 100-Yard Receivers, Game		
2012	Kutztown (Fox 118, Snyder 109, Tuell 103)	

Two 100-Yard Receivers, Game		
2018	Seton Hill (Brown 139, Humphrey 121)	
2015	Gannon (Hamm 122, Mansell 105)	
2012	Shippensburg (Baskerville 134, Harman 118)	
	Bloomsburg (Hutton 120, Dickerson 117)	
	Mercyhurst (Woods 215, Bruner 144)	
2010	Shippensburg (Barley 138, Frenette 118)	
2006	California (Forse 117, Huddleston 115)	
2005	Bentley (Lake 123, Goodwin 113)	
2004	WCU NCAA (Simmons 180, DeForrest 112)	
1999	Bloomsburg (M. Lelko 124, Wilson 100)	
	Millersville (Foxworth 190, Scott 120)	
1998	West Chester (Lowe 168, Ingram 133)	
	Cheyney (McRae 141, Andrews 115)	
1996	New Haven (Seabrooks 225, Gagnon 153)	
1975	Millersville (Daley 152, Ulrich 127)	

Longest Scoring Plays		
Rushing (85+)		
98	Terry Williams, at Kutztown	2015
93	Toby Murray, at Glenville State	2002

Passing		
92	Cheyney (Justin Watkins from Blaze Wasserleben)	2012
85	at Kutztown (James Brooks from Jeremy Copeland)	2004
85	Clarion (PSAC) (Terry McPettridge from Dave Lammers)	1983

Field Goals		
55	Pat Beaty, at North Dakota	1985
53	Sean McNicholas, at Edinboro	2000
50	Pete McKenna, at Bloomsburg	1979

Interception Returns		
89	Nick Ryan, C.W. Post	1978
72	Jayson Gordner, at Southern Conn.	1991

Fumble Returns		
100	Jamal Battle, at Millersville	1998
89	Todd Ayers, at Kutztown	1993

Kick Returns		
100	Josh Mastromatto, at Kutztown	2011
100	Cori Johnson, at Clarion	2000
100	Sean Smith, at Bloomsburg	1994

Punt Returns		
85	Chris Bone, at C.W. Post	2005
84	Nasir Minney-Gratz, Lock Haven	2018

YEAR-BY-YEAR RECORD

Year	W	L	T	PF	PA	Head Coach	Captain(s)
1926	6	1	1	205	12	Ralph Mitterling	Arthur Morris
1927	6	1	1	178	40	Ralph Mitterling	John Gibbons
1928	4	5	0	75	76	Ralph Mitterling	Arnold Thalenfeld
1929	3	4	1	106	84	Ralph Mitterling	Joseph Mendelis
1930	4	4	0	71	89	Ralph Mitterling	Francis Hoffman
1931	3	2	2	82	62	Ralph Mitterling	Charles Leader
1932	2	5	1	64	80	Ralph Mitterling	Thomas Johnson
1933	4	4	0	58	95	Ralph Mitterling	Joseph Kennedy
1934	4	2	1	61	47	Ralph Mitterling	Charles Cooper, Henry Arneberg
1935	3	5	0	45	114	Ralph Mitterling	Paul Shebby
1936	2	6	0	28	179	Herb Lorenz	John Carr
1937	2	6	0	26	112	Herb Lorenz	Ronald Seller, Ben Franklin
1938	2	6	0	79	114	Herb Lorenz	Chet Gons
1939	3	5	0	82	106	Ed Snavelly	Tony Scarcella
1940	7	1	0	110	51	Ed Snavelly	Thomas Kearns
1941	5	2	0	102	47	Ed Snavelly	Louis Zwirek
1942	6	0	0	101	13	Eugene Martin	Edward Rushin
1945	2	4	0	46	75	Eugene Martin	-
1946	5	2	0	176	33	Eugene Martin	Ken Schaeffer, Dan Drigan
1947	3	3	0	101	38	Eugene Martin	Harold Hogan, Bernie Rockovich
1948	4	3	1	101	62	Eugene Martin	Walt Zarnowski
1949	5	3	0	112	72	Eugene Martin	-
1950	4	3	1	118	106	Eugene Martin	John Swartz
1951	4	4	0	136	140	Eugene Martin	Howard Pewterbaugh, Rich Pritchard
1952	4	4	0	69	107	Eugene Martin	Andrew Levendis, Robert Rhiel
1953	3	3	0	66	59	Eugene Martin	Robert Brown, Jack Morris
1954	6	2	0	174	68	Eugene Martin	Carmen Martucci, James Revello
1955	4	3	0	144	119	Eugene Martin	Clyde Sweigart
1956	7	2	0	203	53	Eugene Martin	John Andrews, Dick Merring
1957	3	4	1	137	111	Eugene Martin	Jim Oplinger, Charles Brayford
1958	2	5	2	75	151	Geo. Ockershausen	Edward Adams, John Brunner
1959	5	2	2	96	51	Jack Gregory	John Brunner, Richard Zimmer
1960	6	3	0	265	81	Jack Gregory	Sterling Brown, Dick Wolslayer
1961	7	1	0	288	45	Jack Gregory	Ed Becker, Bill Race
1962	8	1	0	232	76	Jack Gregory	Bill Lewis, Joe Heverin
1963	5	3	0	190	79	Jack Gregory	Joe Bahnatka, Toby Barkman
1964	8	1	0	272	55	Jack Gregory	Tom Washburn, Jerry Wasilchak, Richard Zapolski
1965	10	0	0	273	63	Jack Gregory	Glen Ray, Gibby Romaine, Robert Ruckdeschel
1966	4	4	0	151	111	Charles Reese	Doug McNamee, Frank Mirello
1967	7	1	0	234	100	Charles Reese	Bob Holdebaum
1968	8	0	1	379	105	Charles Reese	Bob Malehorn, Gary Schoenberger
1969	5	3	0	235	172	Charles Reese	Bob Diner, Bill Dukett, Merv Witmer
1970	5	4	0	242	180	Charles Reese	Jerry Clymer, Joe Kelly
1971	6	3	0	223	82	Charles Reese	Ray Johnson, Ed Long, Steve Mummaw
1972	4	5	0	187	119	Charles Reese	Joe Bongiovanni, Hank Kunkel
1973	6	1	1	125	50	Charles Reese	Bob Cormack, John Smith
1974	5	5	0	135	162	Dennis Douds	Tom Deremer, Tom Kozlosky, Tom Polinski
1975	10	0	0	226	95	Dennis Douds	Rich Nicolais, Doug Sheaffer, Willard Stem
1976	9	0	1	269	87	Dennis Douds	Pete Radocha, Rich Rodenberger, Mike Stambaugh
1977	6	2	0	223	91	Dennis Douds	Pat Flaherty, Harold Strunk
1978	10	1	0	308	76	Dennis Douds	Jeff Detzi, Jeff Johnson
1979	7	3	0	152	97	Dennis Douds	John Holenda, Ray Cianni
1980	6	4	0	223	154	Dennis Douds	Mike Lush, Jim Snyder
1981	4	6	0	146	180	Dennis Douds	John Marcante, Duane Van Fleet
1982	9	2	0	286	130	Dennis Douds	Bob Manez, Larry Sontag
1983	7	4	0	270	148	Dennis Douds	Dan Koval, Mike Reichenbach
1984	5	5	0	233	236	Dennis Douds	Bill Camp, Ernie Siegrist
1985	2	8	0	177	220	Dennis Douds	Tim Bishop, Tracy Coleman
1986	1	9	0	107	248	Dennis Douds	Chris Gerhard
1987	4	6	0	139	180	Dennis Douds	Dan Murray, Mike Yanders
1988	4	6	0	125	116	Dennis Douds	Joe McLaughlin, Eric Sampson
1989	6	4	0	225	122	Dennis Douds	Pat Brady, Tom Taylor
1990	6	4	0	284	234	Dennis Douds	Justin Dettore, Ken Kopetchny, Jim Miller
1991	8	3	1	319	260	Dennis Douds	Curtis Bunch, Des Hussey
1992	8	2	0	258	153	Dennis Douds	Bret Comp, Joe Ruedt
1993	7	2	1	298	145	Dennis Douds	John Catalano, Ed Myers
1994	5	5	0	262	202	Dennis Douds	Steve Stuttle, Brent Voynar
1995	4	6	0	235	220	Dennis Douds	Tim Green, Joe Menton, Dennis McWhite
1996	6	4	0	397	327	Dennis Douds	Bruce Berke, Bill Fonzone
1997	4	6	0	260	328	Dennis Douds	Mike Mancuso, Brett Witmer
1998	2	8	0	240	411	Dennis Douds	Tim Pollock, Joe Terra
1999	4	7	0	262	371	Dennis Douds	Joe Bahling, J.D. Granger
2000	6	5	0	228	214	Dennis Douds	Kevin Nagle, Jason Zinn
2001	7	3	0	287	187	Dennis Douds	Jeremy Brown, Jeremy Palm
2002	8	2	0	296	185	Dennis Douds	Dustin Barno, Jeremy Palm
2003	8	3	0	394	250	Dennis Douds	Michael Glover, John Jeffries, Greg Munch
2004	10	2	0	447	256	Dennis Douds	Matt Rapa, Brian Violante
2005	11	3	0	596	341	Dennis Douds	Anthony Carfagno, Dan Crozier, Tyree Townes
2006	7	4	0	385	235	Dennis Douds	Jimmy Terwilliger, Greg Thoman
2007	3	6	0	239	238	Dennis Douds	Jayson Frank, Mike Habel
2008	9	2	0	387	262	Dennis Douds	Doug Ogden, David Pacchioni, Tim Roken
2009	8	4	0	352	267	Dennis Douds	Sam Shuman, Morgan Thomas
2010	3	8	0	351	271	Dennis Douds	Matt Freed, Matt Marshall
2011	3	8	0	274	323	Dennis Douds	Mike Bergery, Dan Caffrey
2012	5	5	0	385	359	Dennis Douds	Sam Hull, Seve Rivers
2013	7	4	0	449	280	Dennis Douds	Robert Bleiler, Greg Blue
2014	6	5	0	377	379	Dennis Douds	Dusty Reed, Bryan Thomson
2015	6	5	0	440	374	Dennis Douds	Jon Schnaars, Matt Soltes
2016	4	7	0	345	432	Dennis Douds	Robert Healy, Sean Roth
2017	3	8	0	201	312	Dennis Douds	Devon Ackerman, Sekou Jones
2018	2	9	0	273	414	Douds/J. Terwilliger	Billy Inge III, Michael Fleming
2019	6	5	0	338	280	Jimmy Terwilliger	Jake Cirillo, Joel Ozoemena, Levi Murphy, Joseph Odebone
2021	5	6	0	244	240	Jimmy Terwilliger	David Akinwande, Jake Cirillo, Andre Eldridge, Tyler Watson

All-Time PSAC Record

The Pennsylvania State Athletic Conference was organized in 1951 for the purpose of administrating athletics among the 14 state colleges in the Commonwealth of Pennsylvania.

Although football champions had been picked since 1934, the first on-the-field champion was crowned in 1960.

- 2006 - Mansfield discontinued its program
- 2008 - Shippensburg to PSAC East, C.W. Post to East as associate member, Gannon and Mercyhurst to West as full members
- 2013 - Lock Haven to PSAC East, LIU Post left PSAC, Seton Hill added to West as full member
- 2014 - selected crossover games counted towards divisional standings
- 2017 - Cheyney discontinued its program
- 2019 - Shepherd to East as full member

All-time PSAC standings since 1960:

Eastern Division	W	L	T	Pct.
Shepherd	12	2	0	.857
West Chester	268	61	0	.815
Bloomsburg	227	140	5	.617
ESU	225	146	1	.606
*LIU Post	20	15	0	.571
Millersville	189	177	5	.526
Shippensburg	192	177	3	.520
Kutztown	185	183	4	.503
*Mansfield	66	200	5	.253
Lock Haven	78	291	5	.215
*Cheyney	40	303	2	.119

Western Division

Indiana	242	84	6	.738
Slippery Rock	234	128	10	.643
Edinboro	183	169	12	.519
Mercyhurst	44	42	0	.511
California	178	189	5	.485
Clarion	173	186	7	.482
Gannon	37	56	0	.398
Seton Hill	11	47	0	.190

ESU Athletic Traditions

Red and Black

The school colors go back to the first year of the Normal School in 1893. The Stroudsburg Times noted on September 28, 1893 that "the school colors are **Red and Black**. The school yell, "you will have to translate for yourself." The athletic teams were known as the Red and Black until 1932.

Origin of "The Warriors"

On April 8, 1932, a writer in The Stroud Courier, the campus newspaper, who signed her column, "Just Debs," noted: "The majority of colleges have nicknames for their athletic teams. This writer in the future is going to refer to the local teams as the **Warriors**." New Warriors logos were adopted in 1996 and most recently January 2017.

ALL-TIME SCHEDULE

MILESTONE WINS

1	1926 vs. Trenton, 15-3
100	1953 at Ithaca, 20-0
171	1965 vs. Indiana, 26-10 (won PSAC championship, first 10-0 season in school history)
200	1970 vs. Bloomsburg, 47-22
231	1975 vs. Edinboro, 24-20 (won PSAC championship at 10-0)
300	1987 vs. Mansfield, 31-21
400	2004 vs. Clarion, 38-24
404	2004 vs. Edinboro, 36-32 (first Division II Playoff victory)
415	2005 vs. C.W. Post, 55-28 (won DII Northeast Regional)
429	2008 vs. Shippensburg, 44-41 OT (PSAC record 213th win for Douds)

All-Time Football Coaching Records

The win-loss records of East Stroudsburg's nine head football coaches since 1926

Coach	Seasons	Years	W	L	T	Pct.
Ralph Mitterling	10	1926-35	39	33	7	.538
Herb Lorenz	3	1936-38	6	18	0	.250
Ed Snavelly	3	1939-41	15	8	0	.652
Eugene Martin	14	1942-57	60	40	3	.597
George Ockershausen	1	1958	2	5	2	.333
Jack Gregory	7	1959-65	49	11	2	.806
Charlie Reese	8	1966-73	45	21	2	.676
Denny Douds	45	1974-18	264	204	3	.564
Jimmy Terwilliger	3*	2018-pres.	12	12	0	.500
Overall Record	92	1926-2021	492	352	19	.581

(PSAC championship games and NCAA playoff games are counted in record)
*Terwilliger coached 2 games as interim head coach to end 2018 season, before taking over for his first full season in 2019

COACH RALPH MITTERLING (1926-35) 1926 (6-1-1)

S 26	Trenton	15	3	W
O 2	Upsala	10	0	W
O 9	at Lock Haven	99	0	W
O 16	Lafayette Frosh	21	0	W
O 23	Cooper Union	54	0	W
O 30	at Cortland	0	0	T
N 6	at West Chester	6	0	W
N 19	at Shippensburg	0	7	L

1927 (6-1-1)

O 1	at Wyoming Seminary	6	26	L
O 8	at Bloomsburg	6	0	W
O 12	at St. Thomas	6	6	T
O 22	Shippensburg	31	0	W
O 29	Cooper Union	52	2	W
N 5	Cortland	34	0	W
N 12	Central S.N.S.	30	0	W
N 18	West Chester	13	6	W

1928 (4-5)

S 29	Springfield	7	25	L
O 6	Trenton	6	0	W
O 13	at Shippensburg	0	6	L
O 20	Wyoming Seminary	0	13	L
O 27	at Slippery Rock	0	13	L
N 3	at Cortland	12	0	W
N 10	at Lock Haven	38	0	W
N 17	at West Chester	0	13	L
N 24	Bloomsburg	12	0	W

1929 (3-4-1)

O 5	at Springfield	0	0	T
O 12	Shippensburg	7	0	W
O 19	at Cortland	26	7	W
O 26	Slippery Rock	6	13	L
N 2	West Chester	7	14	L
N 9	at Wyoming Seminary	7	19	L
N 16	at Bloomsburg	0	13	L
N 23	at Trenton	53	18	W

1930 (4-4)

S 27	at Springfield	0	29	L
O 4	US Coast Guard	0	21	L
O 11	Trenton	14	0	W
O 18	at Shippensburg	13	7	W
O 25	Cortland	19	0	W
N 1	at Mansfield	19	0	W
N 8	at Wyoming Seminary	0	19	L
N 15	Bloomsburg	6	13	L

1931 (3-2-2)

O 3	Seton Hall	6	18	L
O 10	at Trenton	0	0	T
O 17	Shippensburg	13	0	L
O 24	at Cortland	31	6	W
O 31	Mansfield (HC)	19	0	W
N 7	at US Coast Guard	6	31	L
N 14	at Bloomsburg	7	7	T

1932 (2-5-1)

S 24	at Seton Hall	0	18	L
O 1	at Springfield	0	20	L
O 8	Trenton	6	0	W
O 15	at Shippensburg	0	9	L
O 22	at St. Thomas	6	20	L
O 29	Cortland	7	7	T
N 5	at Mansfield	0	6	L
N 12	Bloomsburg	45	0	W

1933 (4-4)

S 30	at Springfield	0	20	L
O 7	at Trenton	13	0	W
O 14	Shippensburg	7	0	W
O 21	at St. Thomas	0	40	L
O 28	at Cortland	10	26	L
N 4	at Bloomsburg	7	9	L
N 11	Mansfield	12	0	W
N 18	Ithaca	9	0	W

1934 (4-2-1)

S 29	at Springfield	0	18	L
O 13	at Shippensburg	6	7	L
O 20	Cortland	6	6	T
O 27	Trenton	14	0	W
N 3	at Ithaca	7	6	W
N 10	at Mansfield	14	0	W
N 17	Bloomsburg	14	10	W

1935 (3-5)

S 28	at Springfield	0	10	L
O 5	Panzer	26	0	W
O 12	Shippensburg	6	20	L
O 19	at Trenton	6	0	W
O 26	at Cortland	0	39	L
N 2	Ithaca	0	33	L
N 9	Mansfield	7	0	W
N 16	at Bloomsburg	0	12	L

COACH HERB LORENZ (1936-38) 1936 (2-6)

S 26	at Panzer	2	20	L
O 3	Montclair	13	12	W
O 10	at Shippensburg	0	58	L
O 17	Trenton	6	3	W
O 24	Cortland	7	19	L
O 31	at Ithaca	0	32	L
N 7	at Mansfield	0	28	L
N 14	Bloomsburg	0	7	L

1937 (2-6)

S 25	at Springfield	0	7	L
O 2	Panzer	13	0	W
O 9	Shippensburg	0	21	L
O 16	Trenton	13	7	W
O 23	at Cortland	0	28	L
O 30	at Montclair	0	25	L
N 6	Mansfield	0	12	L
N 13	at Bloomsburg	0	12	L

1938 (2-6)

S 24	at Panzer	0	7	L
O 1	West Chester	6	13	L
O 8	at Shippensburg	14	19	L
O 15	at Trenton	26	6	W
O 22	Cortland	13	19	L
O 29	Montclair	0	7	L
N 5	at Mansfield	0	31	L
N 12	Bloomsburg	20	12	W

COACH ED SNAVELLY (1939-41) 1939 (3-5)

S 30	Panzer	6	7	L
O 6	at West Chester	0	24	L
O 14	Shippensburg	26	7	W
O 21	at Cortland	0	24	L
O 28	at Montclair	0	8	L
N 4	Mansfield	13	8	W
N 11	at Bloomsburg	25	7	W

N 18	Lock Haven	12	21	L
1940 (7-1)				
S 28	at Panzer	26	19	W
O 5	at Lock Haven	13	7	W
O 12	at Shippensburg	13	7	W
O 19	Cortland	24	0	W
O 26	Montclair	3	0	W
N 2	at Mansfield	19	0	W
N 9	Bloomsburg	12	0	W
N 16	West Chester	0	18	L

1941 (5-2)

O 3	at West Chester	6	28	L
O 11	Shippensburg	0	6	L
O 18	at Kutztown	26	0	W
O 24	at Montclair	14	13	W
N 1	Mansfield	6	0	W
N 8	at Bloomsburg	13	0	W
N 15	Panzer	37	0	W

COACH EUGENE MARTIN (1942-57) 1942 (6-0 - PSAC Champs)

O 10	at Shippensburg	12	0	W
O 17	Kutztown	14	0	W
O 24	Montclair	24	0	W
O 31	at Mansfield	12	6	W
N 14	West Chester	26	0	W
N 21	at Panzer	13	7	W

1943-44

No Varsity Football				
1945 (2-4)				
O 6	Bloomsburg	0	13	L
O 10	at Bloomsburg	7	19	L
O 13	Lock Haven	6	18	L
O 20	at Wyoming Seminary	13	0	W
N 3	at Lock Haven	0	25	L
N 10	at NY Military Academy	20	0	W

1946 (5-2)

O 5	Panzer	26	0	W
O 12	Shippensburg	32	7	W
O 19	at Cortland	25	6	W
O 25	at West Chester	7	13	L
N 2	Montclair	53	0	W
N 9	Bloomsburg	6	7	L
N 16	at C.C.N.Y.	27	0	W

1947 (3-3)

O 4	Panzer	19	0	W
O 11	at Shippensburg	7	13	L
O 18	Cortland	21	0	W
O 25	West Chester	0	6	L
N 8	at Bloomsburg	2	13	L
N 15	C.C.N.Y.	42	6	W

1948 (4-3-1)

S 25	at Millersville	13	7	W
O 2	Panzer	48	6	W
O 9	Shippensburg	14	7	W
O 16	at Mansfield	13	7	W
O 22	at West Chester	7	14	L
O 30	Rider	6	7	L
N 6	at Cortland	0	0	T
N 13	Bloomsburg	0	14	L

1949 (5-3)

S 24	Millersville	13	0	W
O 1	Panzer	21	6	W
O 8	at Shippensburg	7	0	W
O 15	Mansfield	28	6	W

ALL-TIME SCHEDULE

S 13	New Haven	0	38	L	O 23	West Chester (HC)	37	38	L (OT)	S 17	California (N)	19	22	L															
S 20	at Elon	34	41	L	O 30	Cheyney	55	0	W	S 24	at West Chester	26	37	L															
S 27	Slippery Rock (FD)	25	40	L	N 6	at Mansfield	41	7	W	O 1	Bloomsburg (FD)	20	32	L															
O 4	at Kutztown	45	20	W	NCAA Division II Playoffs																								
O 11	West Chester (HC)	31	32	L	N 20	Edinboro	36	32	W	O 8	at Kutztown	32	49	L															
O 18	at Indiana	33	31	W	N 27	West Chester	38	48	L	O 15	C.W. Post	30	34	L															
O 25	at Cheyney	39	16	W	2005 (11-3)																								
N 1	Mansfield	23	21	W	A 26	at Bentley	72	17	W	N 12	Edinboro	27	26	W															
N 8	at Millersville	13	47	L	S 3	Edinboro	23	21	W	2012 (5-5)																			
N 15	at Bloomsburg	17	42	L	S 10	at C.W. Post	66	49	W	S 8	Lock Haven (N)	31	0	W															
1998 (2-8)															S 24	at Millersville	17	13	W	S 15	Shippensburg (N)	21	63	L					
S 12	Shepherd	6	36	L	O 1	Bloomsburg (FD)	24	31	L (OT)	S 22	Cheyney (FD)	59	27	W															
S 19	at New Hampshire	10	70	L	O 8	at Clarion	56	0	W	S 29	at Clarion	27	31	L															
S 26	Slippery Rock (FD)	9	44	L	O 15	Kutztown (HC)	42	14	W	O 6	West Chester (HC)	35	28	W															
O 3	West Chester (HC)	35	57	L	O 22	at West Chester	17	18	L	O 13	at Bloomsburg	27	48	L															
O 10	at Shippensburg	13	35	L	O 29	at Cheyney	40	3	W	O 20	Kutztown	33	59	L															
O 17	at Cheyney	36	26	W	N 5	Mansfield	57	20	W	O 27	at LIU Post	45	37	W															
O 24	Kutztown	6	31	L	NCAA Division II Playoffs										N 3	at Millersville	62	14	W										
O 31	at Bloomsburg	39	50	L	N 12	Southern Conn.	55	33	W	N 10	at Mercyhurst	45	52	L															
N 7	at Millersville	35	38	L	N 19	at Bloomsburg	52	39	W	2013 (7-4)																			
N 14	Mansfield	51	24	W	N 26	C.W. Post	55	28	W	S 5	American Inter'l (N)	21	14	W															
1999 (4-7)															D 3	at Grand Valley St.	20	55	L	S 14	at Seton Hill	70	7	W					
S 2	at Lock Haven	28	24	W	2006 (7-4)										S 21	at Shippensburg	31	41	L										
S 11	at Shepherd	27	33	L (20T)	S 2	Bentley	7	9	L	S 28	at Cheyney	40	6	W															
S 18	Glenville State	38	34	W	S 9	Lock Haven	45	14	W	O 5	Clarion (N)	48	28	W															
S 25	at Slippery Rock	10	47	L	S 16	at IUP	20	35	L	O 12	at West Chester	20	34	L															
O 2	at West Chester	3	49	L	S 23	California (FD)	41	34	W	O 19	Bloomsburg (FD)	38	52	L															
O 9	Shippensburg (FD)	0	37	L	S 30	at Mansfield	61	7	W	O 26	at Kutztown	43	26	W															
O 16	Cheyney (HC)	55	22	W	O 7	at Millersville	30	19	W	N 2	Lock Haven (HC)	52	28	W															
O 23	at Kutztown	10	24	L	O 14	at Edinboro	12	0	W	N 9	Millersville	66	7	W															
O 30	Bloomsburg	21	27	L	O 21	Cheyney (HC)	48	7	W	N 16	Mercyhurst	20	37	L															
N 6	Millersville	29	54	L	O 28	West Chester	28	49	L	2014 (6-5)																			
N 13	at Mansfield	41	20	W	N 4	at Bloomsburg	37	45	L	S 6	at LIU Post	43	35	W															
2000 (6-5)															N 11	Kutztown	56	16	W	S 13	Slippery Rock (N)	24	56	L					
S 2	at Clarion	37	33	W	2007 (3-6)										S 20	at Edinboro	47	34	W										
S 9	at West Chester	12	6	W	A 27	at California	3	26	L	S 27	Lock Haven (FD)	48	21	W															
S 16	at Glenville State	10	0	W	S 8	at Lock Haven	58	13	W	O 4	at Shippensburg	37	33	W															
S 23	Shepherd	35	28	W (OT)	S 15	IUP (N)	23	38	L	O 11	Cheyney (N)	49	21	W															
S 30	Millersville	26	33	L (OT)	S 29	Millersville (FD)	24	36	L	O 18	at Millersville	35	13	W															
O 7	Kutztown (FD)	16	17	L	O 6	Slippery Rock (HC)	24	31	L	O 25	Kutztown (HC)	16	31	L															
O 14	at Bloomsburg	0	28	L	O 13	at Cheyney	42	6	W	N 1	at Bloomsburg	13	34	L															
O 21	Shippensburg (HC)	14	17	L (OT)	O 20	at West Chester	15	30	L	N 8	West Chester	24	35	L															
O 28	at Cheyney	35	14	W	O 27	Bloomsburg	26	35	L	N 15	at Gannon	41	66	L															
N 4	Mansfield	34	20	W	N 3	at Kutztown	24	23	W	2015 (6-5)																			
N 11	at Edinboro	9	20	L	2008 (9-2)										S 3	LIU Post (N)	40	41	L										
2001 (7-3)															A 28	Virginia Union (N)	14	11	W	S 12	at Slippery Rock	9	34	L					
A 30	Clarion (ESYA Classic)	33	27	W	S 6	Gannon (N)	23	10	W	S 19	Edinboro (FD)	56	12	W															
S 8	West Chester	28	9	W	S 13	at Clarion	49	28	W	S 26	at Lock Haven	37	34	W															
S 15	Glenville State	Cancelled			S 20	Shippensburg (FD)	44	41	W (OT)	O 3	Shippensburg (N)	67	69	L (50T)															
S 22	at Shepherd	26	33	L	S 27	Cheyney (N)	52	12	W	O 10	at Cheyney	69	7	W															
S 29	at Millersville	42	10	W	O 4	West Chester (HC)	24	34	L	O 17	Millersville (HC)	34	2	W															
O 6	at Kutztown	19	10	W	O 11	at Bloomsburg	23	42	L	O 24	at Kutztown	17	63	L															
O 13	Bloomsburg (FD)	7	34	L	O 18	Kutztown	27	3	W	O 31	Bloomsburg	35	34	W															
O 20	at Shippensburg	14	19	L	O 25	at C.W. Post	48	42	W	N 7	at West Chester	27	41	L															
O 27	Cheyney (HC)	52	8	W	N 1	at Millersville	45	18	W	N 14	Gannon	49	37	W															
N 3	at Mansfield	35	7	W	N 8	at Slippery Rock	38	21	W	2016 (4-7)																			
N 10	Edinboro	31	30	W	2009 (8-4)										S 1	at Brevard	49	14	W										
2002 (8-2 • East Champs)															A 27	at Virginia Union	19	6	W	S 10	IUP (N)	42	73	L					
S 7	Mansfield	31	14	W	S 5	at Gannon	38	21	W	S 17	at Mercyhurst	34	31	W															
S 14	at Glenville State	28	31	L	S 12	Clarion (N)	45	31	W	S 24	at Shippensburg	14	31	L															
S 21	Shepherd	35	23	W	S 19	at Shippensburg	14	38	L	O 1	Cheyney (FD) (N)	54	12	W															
S 28	Edinboro	30	24	W	S 26	at Cheyney	37	0	W	O 8	at Millersville	38	23	W															
O 5	at Bloomsburg	16	13	W	O 3	at West Chester	21	20	W	O 15	Kutztown (HC) (N)	30	49	L															
O 12	Cheyney (FD)	48	7	W	O 10	Bloomsburg (HC)	13	27	L	O 22	at Bloomsburg	14	35	L															
O 26	at West Chester	14	17	L	O 17	at Kutztown	27	20	W (OT)	O 29	West Chester	14	41	L															
N 2	Millersville (HC)	37	26	W	O 24	C.W. Post (FD)	24	42	L	N 5	Lock Haven	41	66	L															
N 9	at Shippensburg	23	21	W	O 31	Millersville	44	3	W	N 12	at Slippery Rock	15	57	L															
N 16	Kutztown	34	7	W	N 7	Slippery Rock	54	28	W	2017 (3-8)																			
2003 (8-3 • East Champs)															N 14	Edinboro	16	31	L	A 31	at Fairmont State	20	16	W					
A 30	Lenoir-Rhyne	58	0	W	NCAA Division II Playoffs										S 9	at IUP	14	38	L										
S 6	at Clarion	31	21	W	2010 (3-8)										S 16	Mercyhurst (N)	20	25	L										
S 20	at Shepherd	35	7	W	S 4	at Pace	57	0	W	S 23	Shippensburg (FD)	0	40	L															
S 27	at Edinboro	20	31	L	S 11	IUP (N)	17	23	L	S 30	at Cheyney	33	13	W															
O 4	Bloomsburg (FD)	37	40	L	S 18	at California	20	45	L	O 5	Millersville (N)	0	12	L															
O 11	at Cheyney	69	20	W	S 25	West Chester (FD)	31	35	L	O 14	at Kutztown	9	41	L															
O 18	Mansfield (HC)	40	7	W	O 2	at Bloomsburg	13	26	L	O 21	Bloomsburg (HC)	28	38	L															
O 25	West Chester	28	27	W	O 9	Kutztown (HC)	31	38	L	O 28	at West Chester	26	31	L															
N 1	at Millersville	28	24	W	O 16	at C.W. Post	17	28	L	N 4	at Lock Haven	37	27	W															
N 8	Shippensburg	14	40	L	O 23	at Millersville	65	14	W	N 11	California	14	31	L															
N 15	at Kutztown	34	33	W	O 30	Cheyney	58	14	W	2018 (2-9)																			
2004 (10-2)															N 6	Shippensburg	17	20	L	A 30	at Ferris State	17	49	L					
A 26	at Lenoir-Rhyne	26	21	W	N 13	at Edinboro	25	28	L	S 8	Seton Hill (N)	41	34	W															
S 4	at Edinboro	20	7	W	2011 (3-8)										S 15	at Edinboro	24	49	L										
S 11	C.W. Post	28	13	W	S 1	Pace (N)	56	14	W	S 22	Lock Haven (FD)	41	44	L															
S 25	Millersville	54	17	W	S 10	at IUP	13	28	L	S 27	at Millersville	10	11	L															
O 2	at Bloomsburg	30	24	W	2012 (5-5)										O 1	Bloomsburg (FD)	20	32	L										
O 9	Clarion (FD)	38	24	W	2013 (7-4)										O 8	at Kutztown	32	49	L										
O 16	at Kutztown	44	25	W	2014 (6-5)										O 15	C.W. Post	30	34	L										
2015 (6-5)															2015 (6-5)										O 22	Millersville (HC)	27	31	L
2016 (4-7)															2016 (4-7)										O 29	at Cheyney	10	6	W
2017 (3-8)															2017 (3-8)										N 5	at Shippensburg	14	44	L
2018 (2-9)															2018 (2-9)										N 12	Edinboro	27	26	W

ALL-TIME SCHEDULE

O 6	Kutztown (HC) (N)	33	35	L
O 13	at Bloomsburg	18	26	L
O 20	West Chester	24	53	L
O 27	Ohio Dominican	35	48	L
N 3	at Shippensburg #	7	48	L
N 10	at Clarion #	23	17	W

Jimmy Terwilliger interim head coach

COACH JIMMY TERWILLIGER (2018-present)

2019 (6-5)

S 7	at Wagner	24	14	W
S 14	at Seton Hill	31	18	W
S 21	Edinboro	34	14	W
S 28	at Lock Haven	63	14	W
O 5	Millersville (FD)	50	7	W
O 12	at #21 Kutztown	13	35	L
O 19	Bloomsburg (HC)	17	22	L
O 26	at West Chester	21	28	L
N 2	at Shepherd	34	76	L
N 9	Shippensburg (N)	10	35	L
N 16	Clarion	41	17	W

2021 (5-6)

S 2	Pace (N)	35	14	W
S 11	at #8 Slippery Rock	7	22	L
S 18	Meryhurst (FD)	17	7	W
S 25	at Lock Haven	45	21	W
O 2	at Kutztown	14	21	L
O 9	Millersville (HC)	27	7	W
O 16	at West Chester	24	42	L
O 23	Bloomsburg	35	14	W
O 30	Shippensburg	23	24	L
N 6	at #11 Shepherd	7	55	L
N 13	Gannon	10	13	L

Consecutive Games Scoring

30+ Points

9 -- 2004 ... 5 -- 1968, 2015

40+ Points

5 -- 2005 ... 3 -- 1960, 1968, 1992, 2008, 2012, 2013

50+ Points

4 -- 2005 ... 2 -- 1962, 1996 (twice), 2010, 2013, 2015

60+ Points

2 -- 2015

(FD) - Family Day

(HC) - Homecoming

(N) - Night Game (home only - since 2007)

ESU in home night games - 11-12

vs. All Opponents

Opponent	W	L	T	Series Started	Last Game
American Int'l	4	0	0	1992	2013
Arnold	1	0	0	1952	1952
Bentley	1	1	0	2005	2006
Bloomsburg	40	43	2	1927	2021
Brevard	1	0	0	2016	2016
Bridgeport	1	1	0	1950	1951
Buffalo	2	0	0	1990	1991
California, Pa.	3	4	1	1968	2012
Central Conn.	4	2	0	1980	1989
Cheyney	61	1	0	1954	2017
CCNY	2	0	0	1946	1947
Clarion	11	4	0	1978	2019
Cooper Union	2	0	0	1926	1927
Cortland State	21	14	6	1926	1979
Delaware State	2	0	0	1968	1969
Eastern Kentucky	0	1	0	1995	1995
Edinboro	14	7	0	1967	2019
Elon	0	1	0	1997	1997
Fairmont State	1	0	0	2017	2017
Ferris State	0	1	0	2018	2018
Gannon	3	2	0	2008	2021
Glenville State	2	1	0	1999	2002
Grand Valley State	0	1	0	2005	2005
Indiana, Pa.	6	12	0	1960	2017
Ithaca	11	3	0	1933	1959
King's	1	1	0	1952	1953
Kutztown	44	24	1	1941	2021
Lafayette	1	3	0	1970	1994
Lafayette Frosh	1	0	0	1926	1926
Lehigh	0	2	0	1982	1983
Lenoir-Rhyne	3	0	0	1991	2004
LIU Post	9	6	0	1978	2015
Lock Haven	14	8	0	1926	2021
Mansfield	61	8	0	1930	2006
Mercyhurst	2	3	0	2012	2021
Millersville	44	27	1	1948	2021
Montclair State	20	17	0	1936	1990
Morgan State	1	0	0	1976	1976
New Hampshire	0	1	0	1998	1998
New Haven	1	3	0	1986	1997
N.Y. Military	1	0	0	1945	1945
North Dakota	0	1	0	1985	1985
Ohio Dominican	0	1	0	2018	2018
Pace	3	0	0	2010	2021
Panzer	9	3	0	1935	1949
Rider	0	4	0	1948	1951
St. Thomas	0	2	1	1927	1933
Scranton	1	0	0	1972	1972
Seton Hall	0	2	0	1931	1932
Seton Hill	3	0	0	2013	2019
Shippensburg	18	36	2	1926	2021
Shepherd	3	5	0	1998	2021
Slippery Rock	3	15	0	1928	2021
Southern Conn.	12	3	1	1964	2005
Springfield	2	7	1	1928	1994
Trenton	13	0	1	1926	1972
U.S. Coast Guard	0	2	0	1930	1931
Upsala	1	0	0	1926	1926
Virginia Union	2	0	0	2008	2009
Wagner	1	0	0	2019	2019
Waynesburg	0	0	2	1958	1959
West Chester	22	63	0	1926	2021
Wilkes	1	2	0	1966	1971
Wyoming Seminary	1	4	0	1927	1945
Total	492	352	19		

ESU Football Series Facts

Most Games: 85 vs. Bloomsburg and West Chester

Oldest Current Series: 93 years vs. Lock Haven, Shippensburg, West Chester (1926)

Longest Continuous Series: 75 years vs. West Chester (1946)

Most ESU Victories: 61 vs. Cheyney, Mansfield

Best Winning Percentage: 98% vs. Cheyney (61-1, 1954-2017)

Number of Opponents Met: 64 (including NCAA Division I FBS Buffalo and FCS schools Delaware State, Eastern Kentucky, Elon, Lafayette, Lehigh, Morgan State, New Hampshire and Wagner)

DIVISION II COACHES POLL HISTORY

ESU Records with National Ranking

(Note: AFCA Divison II Coaches Poll began in 2000)

ESU Record when Ranked - 21-11

ESU Record when Opponent Ranked - 10-31

ESU Record when Both Teams Ranked - 4-4

Home - 2-3

Away - 2-1

	ESU Rank	Opp. Rank			
2000 9-30	22	19	MILLERSVILLE	26-33 (OT)	L
2004 11-20	11	21	EDINBORO	36-32	W
2004 11-27	11	23	WEST CHESTER	38-48	L
2005 9-3	8	12	EDINBORO	23-21	W
2005 9-10	7	22	at C.W. Post	66-49	W
2005 10-1	3	20	BLOOMSBURG (FD)	24-31 (OT)	L
2005 11-19	17	2	at Bloomsburg	52-39	W
2005 12-3	17	1	at Grand Valley St.	20-55	L

ESU Record when Ranked - 21-11

Home - 10-7

Away - 11-4

	ESU Rank	Opp. Rank			
2000 9-30	22	19	MILLERSVILLE	26-33 (OT)	L
2001 10-6	t-25		at Kutztown	19-10	W
2002 10-12	24		CHEYNEY (FD)	48-7	W
2002 10-26	19		at West Chester	14-17	L
2003 9-20	t-24		at Shepherd	35-7	W
2003 9-27	16		at Edinboro	20-31	L
2003 10-4	25		BLOOMSBURG (FD)	37-40	L
2004 9-25	23		MILLERSVILLE	54-17	W
2004 10-2	18		at Bloomsburg	30-24	W
2004 10-9	14		CLARION (FD)	38-24	W
2004 10-16	10		at Kutztown	44-25	W
2004 10-23	7		WEST CHESTER (HC)	37-38 (OT)	L
2004 10-30	15		CHEYNEY	55-0	W
2004 11-6	13		at Mansfield	41-7	W
2004 11-20	11	21	EDINBORO	36-32	W
2004 11-27	11	23	WEST CHESTER	38-48	L
2005 8-26	9		at Bentley	72-17	W
2005 9-3	8	12	EDINBORO	23-21	W
2005 9-10	7	22	at C.W. Post	66-49	W
2005 9-24	6		at Millersville	17-13	W
2005 10-1	3	20	BLOOMSBURG (FD)	24-31 (OT)	L
2005 10-8	14		at Clarion	56-0	W
2005 10-15	9		KUTZTOWN (HC)	42-14	W
2005 10-22	6		at West Chester	17-18	L
2005 10-29	20		at Cheyney	40-3	W
2005 11-5	18		MANSFIELD	57-20	W
2005 11-12	17		SOUTHERN CONN.	55-33	W
2005 11-19	17	2	at Bloomsburg	52-39	W
2005 11-26	17		C.W. POST	55-28	W
2005 12-3	17	1	at Grand Valley St.	20-55	L
2006 9-2	18		BENTLEY	7-9	L
2010 9-11	25		IUP	17-23	L

ESU Record when Opponent Ranked - 10-31

Home - 6-12

Away - 4-19

	ESU Rank	Opp. Rank			
2000 9-23		15	SHEPHERD	35-28 (OT)	W
2000 9-30	22	19	MILLERSVILLE	26-33 (OT)	L
2000 10-14		24	at Bloomsburg	0-28	L
2001 9-22		25	at Shepherd	26-33	L
2001 10-13		14	BLOOMSBURG (FD)	7-34	L
2002 9-21		21	SHEPHERD	35-23	W
2002 10-5		20	at Bloomsburg	16-13	W
2004 9-4		21	at Edinboro	20-7	W
2004 11-20	11	21	EDINBORO	36-32	W
2004 11-27	11	23	WEST CHESTER	38-48	L
2005 9-3	8	12	EDINBORO	23-21	W
2005 9-10	7	22	at C.W. Post	66-49	W
2005 10-1	3	20	BLOOMSBURG (FD)	24-31 (OT)	L
2005 11-19	17	2	at Bloomsburg	52-39	W
2005 12-3	17	1	at Grand Valley St.	20-55	L
2006 9-23		25	CALIFORNIA (FD)	41-34	W
2006 11-4		6	at Bloomsburg	37-45	L
2007 8-27		t-21	at California	3-26	L
2007 10-20		14	at West Chester	15-30	L
2008 8-28		t-25	VIRGINIA UNION	14-11	W
2008 10-11		6	at Bloomsburg	23-42	L
2009 10-10		5	BLOOMSBURG	13-27	L
2010 9-18		4	at California	20-45	L
2011 9-17		21	CALIFORNIA	19-22	L
2011 10-1		5	BLOOMSBURG	20-32	L
2011 10-8		23	at Kutztown	32-49	L
2012 10-13		6	at Bloomsburg	27-48	L
2013 10-12		17	at West Chester	20-34	L
2013 10-19		6	BLOOMSBURG	38-52	L
2014 11-1		6	at Bloomsburg	13-34	L
2014 11-8		18	WEST CHESTER	24-35	L
2015 9-12		21	at Slippery Rock	9-24	L
2016 9-10		10	IUP	42-73	L
2017 9-9		6	at IUP	14-38	L
2018 8-30		8	at Ferris State	17-49	L
2018 10-6		23	KUTZTOWN	33-35	L
2018 10-20		12	WEST CHESTER	24-53	L
2019 10-12		21	at Kutztown	13-35	L
2019 10-26		21	at West Chester	21-28	L
2021 9-11		8	at Slippery Rock	7-22	L
2021 11-6		11	at Shepherd	10-13	L

ALL-TIME SERIES VS. PSAC

BLOOMSBURG (85 – 40-43-2)

Home 19-20-1
Away 19-23-1
Neutral 2-0

Most Points Scored (ESU)
70 (1968, 1980)

Largest Margin of Victory (ESU)
69 (1964, 69-0)

Most Points Scored (BU)
58 (1996)

Largest Margin of Victory (BU)
28 (2000, 28-0)

1927	A	6	0	W
1928	H	12	0	W
1929	A	0	13	L
1930	H	6	13	L
1931	A	7	7	T
1932	H	45	0	W
1933	A	7	9	L
1934	H	14	10	W
1935	A	0	12	L
1936	H	0	7	L
1937	A	0	12	L
1938	H	20	12	W
1939	A	25	7	W
1940	H	12	0	W
1941	A	13	0	W
1945	H	0	13	L
1945	A	7	19	L
1946	H	6	7	L
1947	A	12	13	L
1948	H	0	14	L
1949	A	22	28	L
1958	H	12	12	T
1959	A	7	0	W
1960	H	21	20	W
1961	A	36	0	W
1962	H	19	12	W
1963	A	7	14	L
1964	H	69	0	W
1965	A	34	0	W
1966	H	18	6	W
1967	A	58	6	W
1968	H	70	14	W
1969	A	38	23	W
1970	H	47	22	W
1971	A	26	6	W
1972	H	6	20	L
1973	A	21	3	W
1974	H	30	9	W
1975	A	28	0	W
1976	H	21	6	W
1977	A	24	20	W
1978	H	23	3	W
1979	A	31	3	W
1980	H	70	15	W
1981	A	49	0	W
1982	H	34	7	W
1983	A	13	7	W
1984	A	13	23	L
1985	H	16	21	L
1986	A	3	20	L
1987	H	3	16	L
1988	A	7	18	L
1989	H	14	17	L
1990	A	23	21	W
1991	N	20	10	W
		(Moosic)		
1992	N	42	17	W
		(Moosic)		
1993	H	31	6	W
1994	A	24	35	L
1995	H	27	34	L

1996	A	42	58	L
1997	A	17	42	L
1998	A	39	50	L
1999	H	21	27	L
2000	A	0	28	L
2001	H	7	34	L
2002	A	16	13	W
2003	H	37	40	L
2004	A	30	24	W
2005	H	24	31	L (OT)
2005	A	52	39	W
		(NCAA 2nd round)		
2006	A	37	45	L
2007	H	26	35	L
2008	A	23	42	L
2009	H	13	27	L
2010	A	13	26	L
2011	H	20	32	L
2012	A	27	48	L
2013	H	38	52	L
2014	A	13	34	L
2015	H	35	34	W
2016	A	14	35	L
2017	H	28	38	L
2018	A	18	26	L
2019	H	17	22	L
2021	H	35	14	W

CALIFORNIA (7 – 3-4-1)

Home 2-2
Away 1-2-1

Most Points Scored (ESU)
41 (2006)

Largest Margin of Victory (ESU)
27 (1992, 40-13)

Most Points Scored (Cal)
45 (2010)

Largest Margin of Victory (Cal)
25 (2010, 45-20)

1968	A	28	28	T
		(PSAC Championship)		
1992	H	40	13	W
1993	A	9	6	W
2006	H	41	34	W
2007	A	3	26	L
2010	A	20	45	L
2011	H	19	22	L
2017	H	14	31	L

CHEYNEY (62 – 61-1)

Home 32-0
Away 28-1
Neutral 1-0

Note: Cheyney discontinued its football program following the 2017 season

Most Points Scored (ESU)
78 (1996)

Largest Margin of Victory (ESU)
63 (1968, 1969 – both 63-0)

Most Points Scored (CU)
32 (1996)

Largest Margin of Victory (CU)
4 (1979, 7-3)

1954	H	43	0	W
1955	A	25	6	W
1956	H	46	0	W
1957	A	39	0	W
1960	H	58	0	W
1961	A	54	0	W
1962	H	68	6	W
1963	A	55	0	W
1964	H	60	0	W
1965	A	40	0	W
1966	H	41	7	W
1967	A	33	14	W
1968	H	63	0	W
1969	H	63	0	W
1970	H	47	2	W
1971	A	26	0	W
1972	H	34	8	W
1973	A	13	7	W
1974	H	21	7	W
1975	N	17	7	W
		(Coatesville)		
1976	H	41	6	W
1977	A	24	0	W
1978	H	16	8	W
1979	A	3	7	L
1980	H	25	14	W
1981	A	41	21	W
1982	H	28	15	W
1983	A	27	19	W
1984	H	16	7	W
1985	A	10	0	W
1986	H	19	14	W
1987	A	12	6	W
1988	H	3	0	W
1989	A	17	0	W
1990	H	46	14	W
1991	A	28	0	W
1992	H	48	6	W
1993	A	47	12	W
1994	H	26	6	W
1995	A	40	13	W
1996	H	78	32	W
1997	A	39	16	W
1998	A	36	26	W
1999	H	55	22	W
2000	A	35	14	W
2001	H	52	8	W
2002	H	48	7	W
2003	A	69	20	W
2004	H	55	0	W
2005	A	40	3	W
2006	H	48	7	W
2007	A	42	6	W
2008	H	52	12	W
2009	A	37	0	W
2010	H	58	14	W
2011	A	10	6	W
2012	H	59	27	W
2013	A	40	6	W
2014	H	49	21	W
2015	A	69	7	W
2016	H	54	12	W
2017	A	33	13	W

CLARION (15 – 11-4)

Home 5-1
Away 6-2
Neutral 0-1

Most Points Scored (ESU)
56 (2005)

Largest Margin of Victory (ESU)
56 (2005, 56-0)

Most Points Scored (CU)
37 (1986)

Largest Margin of Victory (CU)
22 (1987, 25-3)

1978 **A** **49** **4** **W**
(PSAC Championship)

1983 **N** **14** **27** **L**
(PSAC Championship)
(Hershey)

1986	H	34	37	L
1987	A	3	25	L
2000	A	37	33	W
2001	H	33	27	W
2003	A	31	21	W
2004	H	38	24	W
2005	A	56	0	W
2008	A	49	28	W
2009	H	45	31	W
2012	A	27	31	L
2013	H	48	28	W
2018	A	23	17	W
2019	H	41	17	W

EDINBORO (21 – 14-7)

Home 9-2
Away 5-5

Most Points Scored (ESU)
56 (2015)

Largest Margin of Victory (ESU)
44 (2015, 56-12)

Most Points Scored (EU)
49 (2018)

Largest Margin of Victory (EU)
25 (2018, 49-24)

1967	A	33	6	W
1968	H	49	14	W
1975	H	24	20	W
1982	A	24	22	W (PSAC)
1984	H	20	40	L
1985	A	14	30	L
2000	A	9	20	L
2001	H	31	30	W
2002	H	30	24	W
2003	A	20	31	L
2004	A	20	7	W
2004	H	36	32	W
		(NCAA 1st round)		
2005	H	23	21	W
2006	A	12	0	W
2009	H	16	31	L
		(NCAA 1st round)		
2010	A	25	28	L
2011	H	27	26	W
2014	A	47	34	W
2015	H	56	12	W
2018	A	24	49	L
2019	H	34	14	W

ALL-TIME SERIES VS. PSAC

GANNON (5 - 3-2)

Home 2-1
Away 1-1

Most Points Scored (ESU)

49 (2015)

Largest Margin of Victory (ESU)

17 (2009, 38-21)

Most Points Scored (GU)

66 (2014)

Largest Margin of Victory (GU)

25 (2014)

2008	H	23	10	W
2009	A	38	21	W
2014	A	41	66	L
2015	H	49	37	W
2021	H	10	13	L

IUP (18 - 6-12)

Home 3-5
Away 3-7

Most Points Scored (ESU)

42 (2016)

Largest Margin of Victory (ESU)

16 (1965, 26-10)

Most Points Scored (IUP)

73 (2016)

Largest Margin of Victory (IUP)

34 (1991, 34-0)

1960	A	7	20	L
1964	A	27	14	W
				(PSAC Championship)
1965	H	26	10	W
				(PSAC Championship)
1974	A	7	28	L
1978	H	17	3	W
1979	A	14	34	L
1980	H	22	24	L
1981	A	7	3	W
1991	H	0	34	L
1992	A	12	31	L
1996	H	23	12	W
1997	A	33	31	W
2006	A	20	35	L
2007	H	23	38	L
2010	H	17	23	L
2011	A	13	28	L
2016	H	42	73	L
2017	A	14	38	L

KUTZTOWN (69 - 44-24-1)

Home 23-12
Away 21-12-1

Most Points Scored (ESU)

61 (1960)

Largest Margin of Victory (ESU)

61 (1960, 61-0)

Most Points Scored (KU)

63 (2015)

Largest Margin of Victory (KU)

46 (2015, 63-17)

1941	A	26	0	W
1942	H	14	0	W
1954	A	32	6	W
1955	H	40	14	W
1956	H	21	0	W
1957	A	14	14	T
1958	H	19	0	W
1959	A	22	0	W
1960	H	61	0	W
1961	A	45	0	W
1962	H	52	7	W
1963	A	27	7	W
1964	H	23	6	W
1965	A	26	13	W
1966	H	33	0	W
1967	A	26	6	W
1968	H	23	7	W
1969	A	23	17	W
1970	H	43	49	L
1971	A	13	20	L
1972	H	0	7	L
1973	A	13	3	W
1974	H	6	0	W
1975	A	35	6	W
1976	H	27	13	W
1977	A	6	14	L
1978	H	20	7	W
1979	A	10	20	L
1980	H	16	7	W
1981	A	0	12	L
1982	H	24	0	W
1983	A	31	7	W
1984	H	31	16	W
1985	A	3	18	L
1986	H	0	28	L
1987	A	7	14	L
1988	H	27	10	W
1989	A	34	14	W
1990	H	38	16	W
1991	A	21	20	W
1992	H	27	21	W
1993	A	45	14	W
1994	H	7	24	L
1995	H	7	28	L
1996	H	27	20	W (OT)
1997	A	45	20	W
1998	H	6	31	L
1999	A	10	24	L
2000	H	16	17	L
2001	A	19	10	W
2002	H	34	7	W
2003	A	34	33	W
2004	A	44	25	W
2005	H	42	14	W
2006	H	56	16	W
2007	A	24	23	W
2008	H	27	3	W
2009	A	27	20	W (OT)
2010	H	31	38	L
2011	A	32	49	L
2012	H	33	59	L
2013	A	43	26	W

2014	H	16	31	L
2015	A	17	63	L
2016	H	30	49	L
2017	A	9	41	L
2018	H	33	35	L
2019	A	13	35	L
2021	A	14	21	L

LOCK HAVEN (22 - 13-8)

Home 4-6
Away 10-2

Most Points Scored (ESU)

99 (1926)

Largest Margin of Victory (ESU)

99 (1926, 99-0)

Most Points Scored (LHU)

66 (2016)

Largest Margin of Victory (LHU)

25 (1945, 25-0; 2016, 66-41)

1926	A	99	0	W
1928	A	38	0	W
1939	H	12	21	L
1940	A	13	7	W
1945	H	6	18	L
1945	A	0	25	L
1956	A	28	12	W
1957	H	6	16	L
1988	H	6	7	L
1989	A	7	17	L
1999	A	28	24	W
2006	H	45	14	W
2007	A	58	13	W
2012	H	31	0	W
2013	H	52	28	W
2014	H	48	21	W
2015	A	37	34	W
2016	H	41	66	L
2017	A	37	27	W
2018	H	41	44	L
2019	A	63	14	W
2021	A	45	21	W

MANSFIELD (69 - 61-8)

Home 34-2
Away 27-6

Note: Mansfield discontinued its football program following the 2006 season

Most Points Scored (ESU)

63 (1985)

Largest Margin of Victory (ESU)

54 (2006, 61-7)

Most Points Scored (MU)

56 (1990)

Largest Margin of Victory (MU)

31 (1938, 31-0)

1930	A	19	0	W
1931	H	19	0	W
1932	A	0	6	L
1933	H	12	0	W
1934	H	14	0	W
1935	H	7	0	W
1936	A	0	28	L

1937	H	0	12	L
1938	A	0	31	L
1939	H	13	8	W
1940	A	19	0	W
1941	H	6	0	W
1942	A	12	6	W
1948	A	13	7	W
1949	H	28	6	W
1950	A	14	0	W
1951	H	21	13	W
1952	H	14	12	W
1953	A	9	0	W
1954	H	28	0	W
1955	A	20	13	W
1956	H	42	13	W
1957		cancelled		
1960	A	42	7	W
1961	H	38	3	W
1962	A	12	6	W
1963	H	34	7	W
1964	A	21	0	W
1965	H	26	6	W
1966	A	33	14	W
1967	H	20	14	W
1968	A	37	0	W
1969	H	9	36	L
1970	A	39	19	W
1971	H	48	13	W
1972	A	21	22	L
1973	H	25	0	W
1974	A	10	0	W
1975	H	39	8	W
1976	A	54	8	W
1977	H	51	6	W
1978	A	27	0	W
1979	H	17	7	W
1980	A	28	17	W
1981	H	17	6	W
1982	A	32	13	W
1983	H	50	8	W
1984	A	41	17	W
1985	H	63	20	W
1986	A	12	28	L
1987	H	31	21	W
1988	A	14	0	W
1989	H	50	7	W
1990	A	27	56	L
1991	H	26	10	W
1992	A	20	6	W
1993	H	45	21	W
1994	A	28	6	W
1995	H	36	13	W
1996	A	51	12	W
1997	H	23	21	W
1998	H	51	24	W
1999	A	41	20	W
2000	H	34	20	W
2001	A	35	7	W
2002	H	31	14	W
2003	H	40	7	W
2004	A	41	7	W
2005	H	57	20	W
2006	A	61	7	W

ALL-TIME SERIES VS. PSAC

MERCYHURST (5 - 2-3)

Home 1-2
Away 1-1

Most Points Scored (ESU)
45 (2012)

Largest Margin of Victory (ESU)
10 (2021, 17-7)

Most Points Scored (MU)
52 (2012)

Largest Margin of Victory (MU)
17 (37-20, 2013)

2012	A	45	52	L
2013	H	20	37	L
2016	A	34	31	W
2017	H	20	25	L
2021	H	17	7	W

MILLERSVILLE (72 - 44-27-1)

Home 23-13
Away 21-14-1

Most Points Scored (ESU)
66 (2013)

Largest Margin of Victory (ESU)
59 (2013, 66-7)

Most Points Scored (MU)
54 (1999)

Largest Margin of Victory (MU)
33 (1996, 49-16)

1948	A	13	7	W
1949	H	13	0	W
1950	A	31	20	W
1951	H	20	19	W
1952	A	0	7	L
1953	H	31	0	W
1954	A	19	0	W
1955	cancelled			
1956	A	33	6	W
1957	H	26	0	W
1958	A	14	20	L
1959	H	6	0	W
1960	A	0	6	L
1961	H	37	7	W
1962	A	19	6	W
1963	H	21	13	W
1964	A	24	12	W
1965	H	33	6	W
1966	A	13	21	L
1967	H	40	8	W
1968	A	41	21	W
1969	H	42	14	W
1970	A	14	3	W
1971	H	39	12	W
1972	A	0	21	L
1973	H	18	13	W
1974	A	0	23	L
1975	H	28	24	W
1976	A	20	13	W
1977	H	8	34	L
1978	A	24	0	W
1979	H	12	7	W
1980	A	3	14	L
1981	H	9	31	L
1982	A	41	9	W
1983	H	34	12	W
1984	H	22	28	L

1985	A	13	32	L
1986	H	3	20	L
1987	A	27	31	L
1988	H	13	24	L
1989	A	19	7	W
1990	H	14	22	L
1991	A	17	17	T
1992	H	20	13	W
1993	A	7	20	L
1994	H	9	21	L
1995	A	14	19	L
1996	H	16	49	L
1997	A	13	47	L
1998	A	35	38	L
1999	H	29	54	L
2000	H	26	33	L (OT)
2001	A	42	10	W
2002	H	37	26	W
2003	A	28	24	W
2004	H	54	17	W
2005	A	17	13	W
2006	A	30	19	W
2007	H	24	36	L
2008	A	45	18	W
2009	H	44	3	W
2010	A	65	14	W
2011	H	27	31	L
2012	A	62	14	W
2013	H	66	7	W
2014	A	35	13	W
2015	H	34	2	W
2016	A	38	23	W
2017	H	0	12	L
2018	A	10	11	L
2019	H	50	7	W
2021	H	27	7	W

SETON HILL (3 - 3-0)

Home 1-0
Away 2-0

Most Points Scored (ESU)
70 (2013)

Largest Margin of Victory (ESU)
63 (2013, 70-7)

2013	A	70	7	W
2018	H	41	34	W
2019	A	31	18	W

SHEPHERD (8 - 3-5)

Home 2-1
Away 1-4

Most Points Scored (ESU)
35 (2000, 2002, 2003)

Largest Margin of Victory (ESU)
28 (2003, 35-7)

Most Points Scored (Shep)
76 (2019)

Largest Margin of Victory (Shep)
48 (2021, 55-7)

1998	H	6	36	L
1999	A	27	33	L (20T)
2000	H	35	28	W (OT)
2001	A	26	33	L
2002	H	35	23	W
2003	A	35	7	W
2019	A	34	76	L
2021	A	7	55	L

SHIPPENSBURG (56 - 18-36-2)

Home 11-16-1
Away 7-20-1

Most Points Scored (ESU)
67 (2015)

Largest Margin of Victory (ESU)
41 (1960, 48-7)

Most Points Scored (Ship)
69 (2015)

Largest Margin of Victory (Ship)
58 (1936, 58-0)

1926	A	0	7	L
1927	H	31	0	W
1928	A	0	6	L
1929	H	7	0	W
1930	A	13	7	W
1931	H	13	0	W
1932	A	0	9	L
1933	H	7	0	W
1934	A	6	7	L
1935	H	6	20	L
1936	A	0	58	L
1937	H	0	21	L
1938	A	14	19	L
1939	H	26	7	W
1940	A	13	7	W
1941	H	0	6	L
1942	A	12	0	W
1946	H	32	7	W
1947	A	7	13	L
1948	H	14	7	W
1949	A	7	0	W
1950	H	13	13	T
1951	A	7	33	L
1952	H	7	14	L
1953	A	0	30	L
1954	H	13	17	L
1955	A	7	26	L
1956	H	13	0	W
1957	A	19	28	L
1958	H	0	14	L
1959	A	2	20	L
1960	H	48	7	W
1961	A	47	7	W
1976	A	14	14	T
				(PSAC Championship)
1990	H	26	14	W
1991	A	24	31	L
1991	H	33	34 (OT)	L
				(NCAA 1st round)
1998	A	13	35	L
1999	H	0	37	L
2000	H	14	17	L (OT)
2001	A	14	19	L
2002	A	23	21	W
2003	H	14	40	L
2008	H	44	41	W (OT)
2009	A	14	38	L
2010	H	17	20	L
2011	A	14	44	L
2012	H	21	63	L
2013	A	31	41	L
2014	A	37	33	W
2015	H	67	69	L (50T)
2016	A	14	31	L
2017	H	0	40	L
2018	A	7	48	L
2019	H	10	35	L
2021	H	23	24	L

SLIPPERY ROCK (18 - 3-15)

Home 1-7
Away 2-8

Most Points Scored (ESU)
54 (2009)

Largest Margin of Victory (ESU)
26 (2009, 54-28)

Most Points Scored (SRU)
57 (2016)

Largest Margin of Victory (SRU)
42 (2016, 57-15)

1928	A	0	13	L
1929	H	6	13	L
1962	A	6	13	L
				(PSAC Championship)
1974	H	20	47	L
1975	A	7	0	W
1994	H	23	32	L
1995	A	12	23	L
1996	A	10	24	L
1997	H	25	40	L
1998	H	9	44	L
1999	A	10	47	L
2007	H	24	31	L
2008	A	38	21	W
2009	H	54	28	W
2014	H	24	56	L
2015	A	9	34	L
2016	A	15	57	L
2021	A	7	22	L

ALL-TIME SERIES VS. PSAC

WEST CHESTER (85 – 22-63)

Home 11-32
Away 11-31

Most Points Scored (ESU)
40 (1996)
Largest Margin of Victory (ESU)
24 (1977, 24-0)

Most Points Scored (WCU)
57 (1998)
Largest Margin of Victory (WCU)
49 (1958, 49-0)

1926	A	6	0	W
1927	H	13	6	W
1928	A	0	13	L
1929	H	7	14	L
1938	H	6	13	L
1939	A	0	24	L
1940	H	0	18	L
1941	A	6	28	L
1942	H	26	0	W
1946	A	7	13	L
1947	H	0	6	L
1948	A	7	14	L
1949	H	0	7	L
1950	A	0	27	L
1951	H	13	27	L
1952	A	0	41	L
1953	H	6	16	L
1954	A	14	13	W
1955	H	20	23	L
1956	A	7	15	L
1957	H	0	34	L
1958	A	0	49	L
1959	H	0	25	L
1960	A	0	21	L
1961	H	7	28	L
1962	A	7	6	W
1963	H	0	20	L
1964	A	13	0	W
1965	H	13	6	W
1966	A	6	39	L
1967	H	7	33	L
1968	A	21	14	W
1969	H	21	36	L
1970	A	0	42	L
1971	H	7	9	L
1972	A	6	24	L
1973	H	7	14	L
1974	A	6	20	L
1975	H	24	20	W
1976	A	27	13	W
1977	H	24	0	W
1978	A	19	10	W
1979	H	14	0	W
1980	A	13	26	L
1981	H	3	20	L
1982	A	17	9	W
1983	H	14	17	L
1984	A	27	44	L
1985	H	16	18	L
1986	A	0	20	L
1987	H	7	28	L
1988	A	3	20	L
1989	H	19	21	L
1990	A	17	41	L
1991	H	28	21	W
1992	A	0	3	L
1993	H	33	35	L
1994	A	30	37	L
1995	H	34	26	W
1996	A	40	33	W
1997	H	31	32	L
1998	H	35	57	L

1999	A	3	49	L
2000	A	12	6	W
2001	H	28	9	W
2002	A	14	17	L
2003	H	28	27	W
2004	H	37	38	L (OT)
2004	H	38	48	L

(NCAA 2nd round)				
2005	A	17	18	L
2006	H	28	49	L
2007	A	15	30	L
2008	H	24	34	L
2009	A	21	20	W
2010	H	31	35	L
2011	A	26	37	L
2012	H	35	28	W
2013	A	20	34	L
2014	H	24	35	L
2015	A	27	41	L
2016	H	14	41	L
2017	A	26	31	L
2018	H	24	53	L
2019	A	21	28	L
2021	A	24	42	L

ALL-TIME LETTERWINNERS (1926-2021)

Bold indicates 4-year letterwinner

A-A-A

Brian Abel 2014
Devon Ackerman 2014-17
 Edward Adams 1956, 58
 Keith Adams 1997
 Steven Adams 2012
 Joseph Ahouse 1969
 David Akinwande 2019, 2021
 Paul Albert 1948
 Kutory Alexander 2018-19, 2021
 Roland Alger 1956
 Shepard Alston 1999-00
 Hugh Altemose 1934-35
 Greg Altmajer 1995, 97
 Ralph Amiano 1977
 Janyl Aminu 2013-14
 Jaymar Anderson 2017-18
John Andrews 1953-56
 Anthony Angeli 1981-82
 Anthony Angelichio 2017
 Gunner Anglovich 2018-19, 2021
 Fred Apicelli 1986
 John Apicella 1989-90
 John Appice 2014-15
 Brian Applegate 1979
 David Appler 1963
 Henry Arneberg 1933-34
Nicholas Artinger 2006-09
 David Asman 1981
 Michael Augustin 1982, 85-86
 Roger Austin 1982-83
 Tim Avery 1992

B-B-B

Pete Baddick 1984
Joe Bahling 1996-99
 Joseph Bahnatka 1961-63
 David Bahr 1972
 Keanan Baines 2017-18, 2021
Jordan Bair 2011-14
 Kenneth Baker 1968
 Tom Baldo 1985-86
Fred Balina 1975-78
 Zac Baltz 2003-04
 Jack Bambary 1988
Paul Bandholz 1989-92
 Devon Banks 2019, 2021
 Bryan Bankus 1973-75
 John Banschoof 1928
 Andy Baranek 1982-84
 Tim Baranek 2014
 Justin Barat 2016-17
 Maurice Barber 1959-61
 Richard Barbolish 1973
David 'Toby' Barkman 1960-63
 Doug Barndt 2014
 Paul Barndt 1949
 Robert Barndt 1973
Dustin Barno 1999-02
 Robert Barr 1964
 Joseph Barrett 1941
 William Barrett 1957
 Robert Barron 1969-71
 Devin Bartholomew 2021
 Chris Bath 2000-01
Scott Baublitz 1980-83
 Drew Baumgardner 2002
 Dave Bechtel 1992
 Edward Becker 1960-61
 Meade Beebe 2001-02

Frederick Begendorf 1974-75
 Nick Beisker 2000-02
 William Belfanti 1970
 Jan Beliveau 1961-63
 Anthony Bell 1942
 Frank Bell 1977-79
 James Bell 2015-17
 Willie Bell 2007-09
 Steve Bellosi 1999
 Mike Bemis 1999-00
 Rece Bender 2018-19, 2021
 Louis Beneck 1935
 George Benedick 1964
 Andrew Bennett 2017-18
Scott Benoit 1980-83
Sam Benson 2012-15
Mike Benzak 1995-98
Bill Bergen 1975-78
Mike Bergey 2008-11
Bruce Berke 1993-96
Cody Berry 2008-11
 Edward Berry 1962
 Mike Berry 1999-01
 Justin Best 2015
 Rich Best 1979
 Darren Bethke 1988
 Richard Bevilacqua 1937, 39
 Charles Bierlien 1966, 68-69
 Bern Bieski 1985
 David Biever 2005-06, 08
Bryan Billger 2008-11
 David Bingham 1976-78
 Irving Birnbaum 1933-34
 William Birosik III 2013-15
 Edward Bishop 1951
Tim Bishop 1982-85
 Christopher Bisig 1970-71
 Walter Bjorn 1955-56
 Daryn Blackwell 2019, 2021
 Richard Blaine 1936
Richard Bleam 1955-58
 Mark Blecher 2007
Robert Bleiler 2010-13
 Richard Blose 1954-55
Greg Blue 2010-13
 Robert Boden 1992-94
 Todd Boggess 1991-93
Linus Bolden 1987-90
 Matt Bolli 1996
 Donald Boltz 1948-50
 Vinnie Bonavita 2010
 Michael Bond 1983
 Eugene Bonelli 1950
 Joseph Bongiovanni 1970-72
 Sam Bonner 1990-92
 Makai Booker 2021
 Art Boorujy 1976-78
 Ed Borneman 1995
 Tony Borriello 1979, 82
 Michael Boushell 1964-66
Randy Bove 1988-91
Greg Bowman 1996-99
 Shaun Bowman 2000-01
 Terry Bowman 1973-75
 Robert Boyd 1974-75
 Toby Boyd 1982
John Bozena 1989-92
 Kenneth Bozzelli 1957-58
 Guy Braccia 1980
 Gerald Brace 1965-66
 Jim Brady 1996-97
Pat Brady 85, 87-89

Robert Brady 1969
 Shane Brady 2014
Chad Braine 1994-97
 Tyrese Brandon 2021
 Kevin Brass 1985-87
 Ken Bratchie 1977-79
Dan Bratton 1998-01
 Phillip Braun 1948-50
 George Brave 1948-49
 Samuel Bray 1972
 Charles Brayford 1956-57
 Russell Brebec 1932
Henry Breckenridge 2001-04
 Peter Brescia 1955
 Scott Brimmer 2011
 Clifford Brinkley 2018-19, 2021
 George Brittain 1967-69
 Geoff Brobst 1997-98, 00
 Robert Brode 1951
 Jameer Brooks 2017, 19
Jeff Brosky 1980-83
 Alex Brown 2012
 Andrew Brown 2017-19
 Arthur Brown 1928
Bill Brown 1978-81
 Derek Brown 2010-11
 Eric Brown 1997-98
 Jeremy Brown 1999-01
 Kevon Brown 2009
 Lance Brown 1987
Matt Brown 06-07, 09-10
 Robert Brown 1976-78
 Sterling Brown 1958-60
 Thomas Brown 1981
 Warren Brown 1978-79
 Marquis Brownlee 2016
Lester Brubaker 51-52, 55-56
Mark Brubaker 2002-05
 Richard Brubaker 1949-50
 Matt Brunetti 2006
 Jack Brunner 1980-81
 John Brunner 1957-59
 Joel Buch 1991-93
 Mike Buck 1977
 Chris Buckley 1985
 Wilford Buddell 1949
Javier Buffalo 2016-19
 Bill Buis 2008
Curtis Bunch 87, 89-91
 Will Burch 1998
 Leonard Burkhart 1973
 Darian Burkholder 1997
Eric Burleson 2012-15
Bob Burns 1974-77
 Neil Burti 1994
Joe Burton 1999-02
 Shawn Bussey 2016
 Rich Butcowski 1999-00
 Steven Butler 1973
 Terry Butler 1967
 George Butz 1931
 Lawrence Buzzard 1959
Bob Bydlon 1975-78
 Russ Bykovets 1975-76
 William Byrne 1959-60

C-C-C

Fiore Caesar 1926
Dan Caffrey 2008-11
Philip Calamia 1981-84
 David Caldwell, Jr. 2015
 Tyson Calhoun 2017-18
 Horace Call 1930

Jay Callaghan 1990-92
 Tom Callagy 1984
 Carl Callahan 1945
Bill Camp 1981-84
Bill Campbell 1979-82
 Bruce Campbell 2014-16
 Christian Campbell 2015
 Leonard Cannatelli 1972-73
 James Cantafio 1974-75
 Anthony Capitini 2019, 2021
 Emil Carazo 1945
 Gregory Cardone 1969-71
Anthony Carfagno 2002-05
Louis Carmella 1936-39
 James Carpenter 1941
 John Carr 1935-37
 Paul Carreras 2021
Shawnte Carroll 2008-11
 Wayne Carroll 1976
 Jasper Carswell 1992
 Anthony Casciano 1976, 79
 Jeff Case 2007-09
 John Cassebaum 1960-61
 Robert Cassidy 1964-65
 Andre Castiglioni 1999-01
 Anthony Castillo 2015-17
David Castillo 2007-10
 Tony Casucci 1976-78
John Catalano 1990-93
Taylor Cave 2008-11
 Wayne Cecchetti 1977-78
 Mark Cefalo 1993-94
Rudy Cerami 2008-11
 Lou Ceras 2018-19
 Mark Cesare 1972
 Jean Charles 2017
 James Cherry 2021
 Thomas Chesko 2010-11
 Gary Childs 1968-69
 John Childs 1965-66
 Raymond Christas 2019, 2021
 Roger Christman 1973-75
 Scott Christy 2006-07
 Ray Cianni 1977-79
 Dennis Cinquegrani 1969
 Jake Cirillo 2018-19, 2021
 James Clauser 1941-42
 Doug Cleary 1998
 Tom Cleary 1976
 Chris Cleland 1994
 Mark Clements 1980, 82
 Wyatt Clements 2016-17
 Jon Clouse 2007
 Gerald Clymer 1968-70
 Alfred Colacichi 1956
Horace Cole 1959-62
Tracy Coleman 1982-85
 Mark Collins, Jr. 2017-18
 Phil Collins 1976-78
 George Colonus 1953
 Rocco Colucci 1997-98
Bret Comp 1989-92
 Mike Condello 1999
 Gayle Confer 1963-65
 Matt Connell 2001-02
 Frank Conroy 1958
 Kevin Conroy 1985-87
 Alex Cooley 2014
Jamal Cooley 2016-19
 Charles Cooper 1933-34
 Marty Cooper 1987-88
 Robert Cormack 1971-73

ALL-TIME LETTERWINNERS (1926-2021)

Isaiah Copes	2015-17	John Detzi	1976-78	Sergei Felizor	2018, 2021	Ray Gentilella	1985-87
Denis Corbin	2017, 19	Sean Deveney	1978-80	Kenneth Fellin	1936	Chris Gerhard	1983-86
Charles Corrado	1967-69	John DeVivo	1931	Marquis Fells	2015-17	Charles German	1956-58
Matt Cottengim	2001-04	Douglas Deysher	1967	Ron Fenaroli	1981	James Gettle	1973
Bob Coursen	1981-84	Jose Diaz	2021	Tom Ferguson	1988-90	Matt Giarretta	1990-93
Alfred Covino	1933	Jaumeal Dickerson	1977	Arthur Ferrentino	1935	John Gibbons	1926-27
Kaje Cowans	2013-15	Tim DiGiorgio	2016-17	Rick Fetherolf	1978-80	John Gibbons	1957-58
Kenneth Cox	1952-54	Mike Dimitriou	2009	Harold Fetterman	1947	Rich Gierula	1985-87
Lawrence Cox	1959	Robert Dinan	1967-69	Robert Fiato	1967	Ryan Gies	2019
Donato Coyer	1971-73	Richard Dinger	1951	Calvin Fielding	2017	Matt Gifford	1992-94
Andrew Coyle	2011-12	Russell Dinger	1947	Alex Figueroa	2008-10	Jeff Giglio	2007-10
Mike Coyle	1987-90	Kenny Dinino	1977	Jason Filopovsky	1989	Jim Gildea	1981, 84
Bob Crawford	1981	Charlie Diskin	1983-85	John Finelli	1978-79	Bryant Gilliard, Jr.	2015
Daniel Creasy	1997-99	Howard Disque	1927	Robert Finley	1975	Ralph Gish	1968-70
Dan Crespo	1989	Guido Ditorrice	1955-56	Dan Finnegan	2008-09	Joel Gland	2018-19, 2021
Matt Crispell	2003-05	Harrison Doane	2019	Chad Fisher	2003	William Glazerman	1967
Brian Cromer	1994-97	Teron Dobbs	2012-15	Jack Fisher	1946	John Glenn	2003-05
Michael Crosby	1975	Anthony Dobra	1939-40	Robert Fisher	1951	Anthony Glover	2005-07
Russell Crosby	1926	Thomas Dolan	1930	Bill Fitzgerald	1980	Mike Glover	2000-03
Lawrence Crosswhite	1957-59	Albert Domenlico	1928	Pat Flaherty	1975-77	Richard Gloyd	1953-55
Dan Crozier	2002-05	Ray Dominguez	2011-14	Steve Flanagan	1979-80	Mike Gnall	2006-09
Jahmere Crumpton	2019, 2021	Tom Donan	1978-79	Michael Fleming	2015-18	John Goepfert	1942
Edward Csencsits	1966-68	Anthony Donato	1975	Rob Flores	1995, 98	Chester Gonsky	1936-38
Curtis Culbreath	2011	Robert Donlen	1983	Tom Flynn	1986-87	Jonathan Gonzalez	2007
Ben Culver	2004-05	James Douglas	48-50, 52	Douglas Folger	1998-99	Pat Good	1999-02
Stephen Curley	1972-73	Robert Dourand	1964-65	Shawn Foltz	1998-99	Dennis Gorman	1976-77
Jason Cuzzo	1993	Jordan Drew	2019	Bill Fonzone	1994-96	Glenn Gottshalk	1969-71
John Custer	1937	Daniel Drigan	1940-41, 46	Donald Ford	1974-75	Franklin Goulburn	1970
	D-D-D	John Drigan	1948-49	Scott Ford	1981-82	Mike Gowen	2004-07
LeRyan Dallas	2004-07	Nicholas Drosnack	1966	Stewart Ford	1997-99	Michael Grabill	1970
Paul Dalling	1931	Thomas Drummond	1932-33	Jim Forger	1974-77	Mike Graf	1996
Nate Daniels	2011-13	Luke Dubiel	1983	Carter Forney	2021	Jeff Graham	1986-87
Varney Dassin	2016	Dan Duck	82-83, 85-86	Nick Forsette	1961	J.D. Granger	1996-99
Charles Dattola	1932-33	Pat Dukes	1987	Jeffrey Forsythe	1963, 65	Augie Grant	1967-69
Matt Daube	2009	William Dukett	1967-69	William Forte	1966-68	Sam Granteed	1980-81
Robert Davidson	1928	Ronald Dukinas	1972-73	Quameer Francis	2019	Willard Grantz	1938-41
Andre Davis	2006	Carmine Duncan	1989, 91	Jayson Frank	2006-07	Thomas Grater	1949-51
Brian Davis	1993-95	Chris Dunn	1987	Robert Frank	1945	Joe Graves	1996
Gomer Davis	1945	Bill Dunningan	1983-84	James Franklin	1992-94	Andre' Gray	2016-19
Johnny Lee Davis	1988-91	Arthur Durham	1967	John Franklin	1935-37	Tim Green	1993-95
Matthew Davis	2021	Jim Dutsar	1980-82	Rod Frasier	1992	Richard Greene	1970
Richard Davis	1956	Derrick Dyer	2014	John Frassinelli	1946	Raymond Gregorek	1963
Thomas Davis	1945	Dave Dykie	1995	Gunner Frauenperis	1981	John Gregory	1951
Warren Davis	1953-56		E-E-E	Davino Frazer	2018-19, 2021	John Grimm	1932
David Dean	2000-03	John Eagan	1949-50	Matt Freed	2007-10	Taylor Groff	2010-13
Mike DeAngelis	2004-05	Ross Edwards	1972	Gabe French	2016	Ernest Gromlich	1957-59
Steve DeAngelis	2004-05	Harold Egli	1949-50	Paul Frey	1926-27	Ron Grona	1981-82
Adam DeAngelo	2000	Ryan Ehrie	2008	Norman Friend	1950-51	Paul Grube	1971-73
Dennis Deardorff	1965-66	John Eiler	1932-33	Robert Friery	1930	Anthony Guarino	2015, 17-18
Derrick Deburow	1989-92	Troy Elder	1987-89	Keith Froggatt, Jr.	2013	Mike Guarnieri	1989
Nick DeCecco	2001	Andre Eldridge	2017-19, 2021	Cole Fryer	2019, 2021	Ed Guers	1975-77
Phil DeCecco	2000-03	Hakeem Ellis	2013	Scott Fuhrman	1979-81	Atila Gyorky	1966
Eric Deery	2009-12	James Emery	1972-73	Willard Funk	1939-40		H-H-H
Jesse DeEsch	1956-58	Joseph Emma	1981, 83	Don Fureman	1991-92	Mark Haasz	1980
Kevin Deibler	1999	Mike Engler	2003-05	Joe Fusco	2008	Mike Habel	2004-07
Mario DeFazio	1932	James Eoli	1942			Tarik Haddad	2011-12
Nick DeFazio	2004-05	Hassan Evans	2017-18		G-G-G	Harold Hagen	1946-47
Dominic DeFranco	1953, 56	Robert Evans	1968-69	James Gabriel	1935	Dave Hahn	1991-94
Matt Delancy	1993-96	Dakota Everett	2016-17	Kelly Gabriel	1986-89	Anthony Hall	1982-83
Colin Delaney	2002-05	William Eynon	1967	Keith Galinsky	2007-09	Drake Hall	1981-84
Matt DeLaurentis	2019, 2021		F-F-F	George Gallagher	1958	Jon Hall	1964
Robert Delbo	2014	Matthew Faas	2006-09	Dan Gale	2001-03	Ken Haller	1986-87
Joe DeLuise	2005-06	Bob Faasse	1979-80	Frank Gargiulo	1984	Jordan Hallman	2009-12
Ralph Demech	1959	Robert Fabel	1952-53	Floyd Garis	1950, 55	Pat Halm	2003
Darrel DeMoe	2019	Melvin Fager	1960, 62-63	Eric Garland	1979	Noah Hambrick	2021
Elroy Denegal	1987	Bryan Falcone	2000-02	Gary Garver	1986-88	Warren Hamburg	1941
David Dennis	1957	John Falcone	1991-92	Greg Garzio	1990-93	John Hamilton	1976-77
Howard Deppe	1955	Michael Falcone	1973	Brandon Gattelli	2011-14	Ken Hampe	1996-97
Robert Derby	1949	Philip Falcone	1963-64	Marc Gaudet	2014-15	Ned Hampford	1972-73
Thomas Deremer	1972-74	Chris Fatzinger	1983	Albert Gayle	2019, 2021	Ron Hannis	1990-91, 93
Bruce Derr	1964-66	Errol Faunce	1957, 59	Joe Gaynor	1978-81	Norman Hansen	1938, 40
Justin Dettore	86-87, 89-90	Dave Fedorka	2004-05	Dan Gechter	1979-80	Erik Hansson	1993-94
Ed Detwiler	1989-92	Nicholas Fedorka	1940-42	Ian Geffers	1995-97	Clifford Hard	1972-74

Dennis Mailhot	1987-90	Thomas Meuser	2003-05	William Navarre	1971-73	Charles Peterson	1946-49
Dave Majury	1984-85	Dan Michalski	1994-97	Douglas Neet	1972-73	Thomas Petro	1970-71
Robert Malec	1982	Joseph Miegoe	1938	Roger Neilson	1951-52	Joseph Petrosky	1974
Robert Malehorn	1966-68	John Mignon	1982	Jon Neiman	2012-13	Dave Petryszyń	1988
Nick Mallardi	2015	Brian Miller	2001-02	Edward Neumann	1961-63	Eric Petters	2006
Paul Maloney	1926-27	Fred Miller	1983-85	Gary Neupert	1970-71	Howard Pewterbaugh	1949-52
Mike Mancuso	1994-97	Jim Miller	1983-85	Marc Newell	1995-96	Robert Phelps	1951
Bob Manez	1980-82	Jim Miller	1988-90	Ron Nicholas	1976	Brandon Phillips	2012
Steve Mangin	1995-97	Ken Miller	1987	Richard Nicolais	1973-75	Cummings Piatt	1957-60
Fotis Manouvelos	1986	Kurt Miller	1972	Mike Nieman	2016-18	Robert Piatt	1957-58
Michael Manzie	1931	Roy Miller	1964-66	Jon Noble	2012-13	Mike Piazza	2006-07
Mike Manzo-Lewis	2016	William Miller	1935	Ahmad Norman	2002-03	Paul Piccotti	1950
John Marcante	1978-81	Zach Miller	2013	Richard Northrup	1950-51	Anthony Pidgeon	1982
Rob Marcantoni	2000-02	Larry Mills	2014, 16-18	John Novak	1972-73	Wesley Pierce	2014-16
Frederick Marconi	1934-35	Konrad Mims	2013-14	David Nunez	2008-09	Glenn Pinciotti	1981
John Markle	2004-05	Glenn Mingin	1981	Bucky Nye	1993	Joey Pingitore	1982-84
Eric Markovcy	1998, 00	Joseph Mingo	1974	Corbyn Nyemah	2013	Clarence Pipher	1949-50
Nick Marks	2000	Edward Mink	1945			John Pitzer	1966-68
Thomas Marseille	1938, 40	Joseph Minneci	1982	O-O-O		Scott Platt	1993
Brian Marshall	1981	Eugene Minor	1947-48	Adewale Obayanju	2021	James Plowden	2003
Matt Marshall	2008-10	Frank Miriello	1964-66	Chase Ober	2016-18	Damian Poalucci	1994-97
Andrew Marsteller	2003-06	Fred Mitchell	1993-94	Sam O'Brien	2015-18	Thomas Polinski	1971-74
Elias Marte	2019, 2021	Kyle Mitchell	2003	Raymond Ocasio, Jr.	2013-14	Fred Polk	1983-85
Joseph Martino	1956-59	Lionel Mitchell	2008	Joseph Odebo	2015-16, 18-19	Tim Pollock	1995-98
Carmen Martucci	1952-54	Teddy Mitchell	2018-19, 2021	Ed O'Dowd	1987	Andy Polony	1977-79
Marlin Martz	1952, 57	John Mitro	1961-62	John O'Gara	1970-71	Corey Porta	2011
Lukas Mason	2010	George Mitsel	1941	David Ogbonnaya	2010	Nevin Posey	1966-68
Melvin Masonheimer	1945, 48	Jeffrey Moffett	2006	Bryan Ogden	2009-10	Jonathan Post	2021
Phil Masorti	1986-88	Ron Monaco	1977	Doug Ogden	2005-08	Mike Poulter	2015-18
Thomas Matalavage	1945	Gary Monger	1966-67	Joe Ogeka	1980-82	Bernie Povanda	1979-80
Arthur Mathna	1928	Doug Moore	1987-90	John O'Hanlon	1979	Harold Powlus	1958-61
Jason Matters	1998	Ashley Morgan	1932-34	Edward Oliver	1952	Ryan Pradon	1993
Donald Matthews	1948	Dennis Morgan	1966, 68	A.J. Oliveri	1999-02	Steve Pradon	1995-98
Jeff Matthews	1984	Santo Morici	1994	John Olson	1953	Edward Praisner	1938
Chase May	2014-16	John Morley	1989-91	William O'Malley	1983	Evan Prall	2003-06
Matt Mazurkiwicz	1993-94	Arthur Morris	1926-27	James Oplinger	1954-57	Kevin Price	88-89, 91-92
Jim McAllister	1985-86	Jack Morris	1952-53	Tom Organtini	1986	Ray Price	1978
Deshawn McCarthy	2019, 2021	Robert Morris	1926	Greg Orr	1995	Richard Pritchard	1948-51
Mike McClelland	1992-93, 95	Charles Morrow	1968	Jeff Ortelli	2001	John Procopio	1970
Robert McCullough	1945-46	Ben Moser	2017-19	Kevin Osback	2013	Don Pry	1987-89
Shawn McCullough	2019	Brett Moss	2010	Cameron Ott	2014	Jon Pry	2000
Dennis McDonald	1971	Mike Motsko	2003-05	Robert Ott	1966-68	Josh Przywara	2011-14
Zach McDowell	2005	Henry Mowery	1961, 63	Joel Ozoemena	2018-19	Greg Puka	2011
John McElhenny	1973	Kenneth Moyer	1949			Craig Purcell	1975
Ahmad McFarland	2013-16	Thomas Mullineaux	1967-69	P-P-P		Chris Purvis	1978-79
Matt McFarland	1997	Craig Multer	1980	Eric Pabst	2013-15		
Wayne McGhee	1989	Stephen Mummaw	1970-71	David Pacchioni	2005-08	Q-Q-Q	
Pat McGovern	1987-88	Justin Mummert	2002	Louis Pagano	1936-38	Brant Quick	2007
Jon McHale	1962-64	Greg Munch	2001-03	Lou Pagnoni	2003	John Quinn	1980-82
Joe McIntyre (Levittown PA)	1980	Leonard Munowitz	1940	Jeremy Palm	1999-02	Raul Quinones	2013
Joe McIntyre (Easton PA)	1985-86	Dylan Murphy	2017-19	Tom Palubinski	1975-77		
Joe McLaughlin	1985-88	Levi Murphy	2016-19	Gary Panovec	1954	R-R-R	
Bruce McLean	1979	Patrick Murphy	1945	Bill Pappas	1984	Devon Rabuck	2019
Andy McLoughlin	1993-96	Dan Murray	1984-87	John Parks	1952-53	Dylan Rabuck	2019
Fran McMenamin	2014-16	Edward Murray	1952-53	Michael Parshley	2006-07	William Race	1959-61
Joseph McMonagle	1973	Gerald Murray	1952	Matt Parrello	2003-05	Gregory Radka	1966-67
Michael McNamara	1939-41	Nasir Murray	2019	Ken Parrish	2002-05	Peter Radocha	1974-76
Douglas McNamee	1964-66	Ryon Muse	2016	Chad Parton	2021	David Radziak	2011-12
Todd McNamee	1985-88	Charles Musto	1945	Joe Partridge	2005-08	Ray Rakitis	1974-75, 77
James McNulty	2018	Andre Myers	1996-99	Peter Pasko	1941-42	Richard Rakitis	1975, 77
Joseph McNulty	1968-70	Ed Myers	1990-93	Mike Patrick	1999-00	Vincent Ramik	1926
Dennis McWhite	1992-95	Jimmy Myers	2014-15	Frederick Patton	1961-62	Ray Ramirez	2007
Jamie Meier	1977-80	Joseph Myers	1952	Joe Pawloski	1995-96	Joaquin Ramos	1970-71
Tom Meier	1978-80	Troy Myers	1993-95	Brandon Peaker	2005	Derek Ramseur-Benson	2013
James Meixsell	1972	Dan Mykovich	1983-86	Henry Pearson	1950-51	Marc Ranaudo	2015-16, 18
Rich Melito	2017			Jim Pellegrini	2000	Louis Randon	1939-40
Andrew Melton	1983	N-N-N		Nate Pendry	2000	Alfred Ranger	1942, 46-47
Joseph Mendelis	1926-28	Kevin Nagle	1997-00	Jerry Peralte	2015	Donald Ranger	1941
Joe Menton	91-92, 94-95	Zigmund Najaka	1927-28	Mickey Pergine	1986	James Ranger	1950
Brandon Mercer	2012-13	John Nash	1930-31	Brooks Perkins	1984-86	Matt Rapa	2001-04
Richard Merkle	1954, 56-57	Bill Nast	1980	Michael Pertlow	1946-47	James Rappo	1976-79
Richard Merring	1953-56	Joe Natale	1989	Craig Perrino	1988	Craig Rauenzahn	1971-72
John Mesko	1984-86	Harold Nathanson	1930-32	Duane Perry	1993	Louis Rauly	1935
Luther Metcalf	1932-33	Noel Nation	2002-05	Steven Pesaresi	1983	Antoine Ray	2012-13
Robert Metzgar	1973	Jim Naugle	1993-96	John Petercuskie	1946-49	Glen Ray	1964-65
				Richard Peter	2008-10	Samuel Ray	2019
				Jason Peters	1997	James Rayne	1931

Dusty Reed	10-12, 14	Kevin Ruddy	1981-82	Burdette Shafer	1935	Bob Stelma	1992-94
Nate Reed	2021	Joe Ruedt	1989-92	Clarence Shafer	1933	Drew Stem	2005-08
Jylli Reeder	2017-18	Joseph Ruggiero	2017-18	Brendan Shaffer	2018-19	Willard Stem	1972-75
Donald Reese	1932	Nicolas Ruiz	2015-16	John Shaffer	1957-59	Howard Sten	1968-69
James Reese	1934	Gary Rumberger	1957-59	William Shannon	1938-39	Ralph Stenlake	1957
Robert Reese	1946-47	Albert Rundle	1927-28	Bob Shaughnessy	1987-88	Matt Stephens	1993-94
Stephen Reese	1972-75	Zechariah Runkle	2009-10	John Shaughnessy	1937	Jim Stephenson	2003-04
William Reese	1928	Edwin Rushin	1939-42	John Shaughnessy	1980-82	William Sterling	1930-31
Dave Reeser	1936-37	Bryan Rybicki	1998-99, 01	Charles Shaw	1952-54	J.D. Stern	1997-99
Elijah Rehm	2016-17			Douglas Sheaffer	1973-75	Rick Sterner	88-89, 91-92
Terry Rehyemer	1966	S-S-S		Ronald Shearer	1962	Howard Stitzer	1945
Mike Reichenbach	79-80, 82-83	Jim Sacco	1995	Paul Shebby	1932, 34-35	Ben Stokes	2019
Arnold Reichert	1945	Blaec Saeger	2000-02	Jack Shoemaker	1960, 62	Phil Stokes	1989
Mike Reichwein	1982-84	Albert Sakovich	1950-51	John Shoemaker	1970-72	Dennis Stoltenborg	1982-83
Jesse Reider	2005-08	Blase Salomone	1984-85	Douglas Shook	1957	Donald Storck	1974
Ronald Reidinger	1973	Rocco Salomone	1985	Jack Shrawder	74, 76-78	Ryan Stouffer	1992-93
Isaiah Reigel	2017-19	Joseph Salvatore	1963-65	Jeff Shrive	2005-08	William Stowasser	1971-72
Frank Reilly	1987	Eric Sampson	1986-88	Joseph Shubert	1937-39	Roger Straub	1989-92
Leo Reimer	1962-65	Frank Sando	1936-38	Sam Shuman	2006-09	Tim Strenfel	2002-05
Drew Reinhard	2009	Charles Sandora	1972	Robert Shumskis	1942, 46-47	Doug Strickland	2015
Edward Reinisch	1936	Michael Sands	1974	Brian Siegfried	1994-97	Jimmy Strickland	2015
Charles Reiss	1982-83	Ronald Sandt	1970-71	Ernie Siegrist	80-82, 84	Scott Strong	1985, 87
Charles Rendish	1947	A.J. Santiago	2012	Charles Sierer	1961-63	William Strube	1964
Richard Rerschke	1928	R.J. Sarajian	2017-19	Francis Sievers	1940-41	Harold Strunk	1974-77
James Revello	1951, 53-54	Nick Sarangoulis	2019	John Siggons	2021	Dawson Stuart	2019, 2021
Robert Rhiel	1951-52	Zach Sarginger	2008-11	Daniel Silvester	1930-31	Steve Stuttle	1991-94
Mike Rhine	1996-99	Ross Sauerzopf	2006	Cody Simcox	2012-14	Thomas Sugden	2005-07
Doug Rhoads	1974-77	Jerry Saxon	1971	Ray Simmons	2021	Ronald Sullivan	1961-62
Carl Rice	1963-64	Jim Saylor	1989-90	Joseph Simms	1958-59	Salvador Summa	1935-37
Fred Rice	2004-08	James Scagliotti	1964-65	Michael Simpson	1976-77	Reinhart Summerfield	1958
James Richardson	1957, 59-60	Anthony Scarella	1938-39	Anthony Singlar	2011-14	Stephen Summerhill	1933-34
William Richute	1938, 40	Jim Scaringe	1976	John Sircovics	1969, 71	Craig Summers	1980-82
Bernard Rider	1935	Arthur Schaare	1951, 53	Richard Siwak	1966-68	James Suponic	1970
Nolan Ridgway	2016	Kenneth Schaeffer	1941, 46	Eric Slavinsky	1974	Pete Susi	1996
Matt Riegel	1986-87	Kevin Schafer	2007-10	William Slezosky	1962	Roy Sussman	1977-78
William Righter	1952	Dan Schaller	1976	Pete Sluder	2019	Christopher Sutton	2013
Kenneth Riley	1971	Richard Schell	1953-54	Mike Smart	1984-86	Warren Swartwood	1961
Robert Rinaldi	1974	Lou Schiavetta	1975-77	Darren Smith	1998-99	John Swartz	1948-50
Donald Ringler	1932	Chuck Schiermeyer	1987	Dylan Smith	2016	Clyde Sweigart	1953-55
Jeff Rink	1999	Donald Schleicher	1959-60	Eugene Smith	1965	Thomas Sykes	1966-68
Ed Ripic	1984-85	William Schlichter	1970-72	Frederick Smith	1965	Thaddeus Szela	1947
Ben Riso	1997	Donald Schleicher	1959-60	Jim Smith	1978	Ryan Swan	2005
Charles Ritinski	1946-49	Jon Schnaars	2012-15	John Smith	1970-73	Joe Swiderek	1981
Astor Ritter	1940	Brian Schneider	2003-04	Manny Smith	2014	Bobby Swift	1990-91, 93
Miguel Rivera	2006-08	Gary Schoenberger	1966-68	Matt Smith	2014		T-T-T
Seve Rivers	2009-12	Edward Schreiber	1936	Michael Smith	1969-70	Joseph Taylor	1950-51
Barry Roach	1963-65	John Schubert	2011	Raymond Smith	1945	Joshua Taylor	2018-19
Aaron Roberts	2002	Brian Schultz	1998-99	Steven Smith	1974-77	J.T. Taylor	2002
Devante Robinson	2017-19	Jon Schultz	1988	Thomas Smith	1952-53	Scott Taylor	1979-81
Bernard Rockovich	1946-47	Ric Schumacher	1993	Wilmont Smith	1953-55	Tom Taylor	1987-89
Rich Rodenberger	1973-76	Robert Schwab	1949	Frank Snyder	1971-72	Joe Terra	1996-98
Elmer Roedel	1930-31	Robert Schwartz	1983	Jim Snyder	1977-80	Anthony Terruso	1993-94
Jack Rogers	1976-78	Bill Scott	1983-85	Walter Snyder	1959-60	Jimmy Terwilliger	2003-06
Norman Rogers III	2014-17	Khalil Scott	2021	Mike Sobeski	1982-84	Mike Terwilliger	1974-77
Russell Rogers	1958-61	Tyler Scott	2013-14	Jim Sodano	1998-01	Arnold Thalenfeld	1926-28
Clarence Rogovicy	1931	Marc Scotti	1989-92	Donald Soisson	1983	Eddie Theal	1984
Clemens Rogowicz	1928	Chris Scruggs	1996-97	Andrew Soltes	1982	Greg Thoman	2002, 05-06
Edward Rohman	1933, 35-36	Terry Scullin	1996, 98	Matt Soltes	2012-15	Adam Thomas	2008
Tim Roken	2007-08	Matt Seagreaves	1994-96	Tyler Soltes	2018	Bruce Thomas	1959-62
Gibby Romaine	1963-65	Grey Seamans	1972-73, 75	Larry Sontag	1980-82	Morgan Thomas	2006-09
Mark Romano	1986	Stanley Searfoss	1956	Jerome Sorenson	1952-53	Paul Thomas	1982
Ken Romberger	1993-94	Ernie Sebastianelli	1988-89	Ron Sowers	1986	Cal Thompson	1980-83
Benjamin Rose	1970	Dennis Segich	1985-88	Nicholas Spause	2014-15	Jason Thompson	2003-04
Richard Rose	1973	Bill Seidel	1977-79	Chris Spilman	1980-81	Michael Thompson	1965-67
Daniel Roshon	1941	Richard Seiler	1935	Daniel Staats	1967-68	Robert Thompson	1992-95
Daniel Roskos	1946	Bob Seip	1978	Harold Stackhouse	1928	Bryan Thomson	2011-14
Hyman Rosnick	1934	John Sellen	1974-76	Maurice Stallings	2004-05	Herschel Thornton	2010
Phil Ross	2003-04	Roland Seller	1936-37	Michael Stambaugh	1974-76	Josh Thornton	2014
Dennis Roth	1953-56	Michael Sentelik	1956, 58	Pat Stapleton	2000	Joseph Tichy	1953
Sean Roth	2014-16	Mike Serafin	2000-01	Adam Stauffer	1997-00	D'Jon Tillman	2009-10
Dan Rounds	93, 95-97	Michael Sereny	2019	William Stauffer	1952	Chuck Tinninis	1982-84
Joe Rovnan	1983-85	Glenn Serfass	1974-75	James Steele	1965-67	Bruce Tinor	2002-03
Brian Roy	1995	Eric Sessoms	1991	John Steele	1988	Thomas Tippett	2010-13
Rob Ruckdeschel	1988	Aaron Sewell	1987-88	Harold Steever	1951-53	John Tironi	1967-68
Robert Ruckdeschel	1963-65	Jameel Seymour	2010	Joe Stellato	1992	Aaron Tobias	2021

Douglas Todd	1969-70	Jon Weber	2009-11	Victor Zaia	1930
Alex Todoroff	1978-80	Alex Weeks	1930	Michael Zaccagnino	2006
Vincent Tomasetti	1948-50	Matthew Wehrhahn	2010-11	Mike Zakrzewski	2015-17, 19
Brian Tonkin	1997	Joe Weidel	1985	Edward Zalesky	1953
Robert Tonkin	1964	George Weiksner	1934	Peter Zalesky	1933-34
Zach Toomey	2002-05	Robert Weiler	1946	Richard Zapolski	1961-64
Tyree Townes	2002-05	Kenneth Weinbel	1949	Walter Zarnowski	1946-48
Donald Transue	1950-51	Paul Weinzen	1936-37	Frank Zavitkowsky	1931
Shane Trevorah	2016-18	Leroy Weiss	1936	Chris Zechman	1986
Tony Trifari	1984	Christian Weissman	2019, 2021	Richard Zimmer	1957-59
Matt Triolo	2000-03	Joe Welk	2012-15	Jeff Zimmerman	1994-96
Phil Tripken	1980	Gerard Wendowski	2012-15	Wil Zimpfer	2004
Sam Trunzo	2011-14	Rick Werner	1982-85	Jason Zinn	1997-00
Paul Turner	1965-66	John Westlake	1971	Rick Zoerner	1980
Darrell Tyburski	1986-88	Richard Whally	1932, 35	Daniel Zubko	1937-39
Chris Tyson	2002-03	Kevin Whipple	1998	Matt Zullo	2010-12
Robert Tyson	1953	Bill White	1975-76	John Zwirek	1950
	U-U-U	Jesse White	2021	Louis Zwirek	1938-41
Glenn Unger	83-85, 87	Raheem White	2021		
Paul Urda	1948	John Whitehead	1946-49		
	V-V-V	John Whitelavich	1968-69		
Steve Van Alstine	2005-08	Nick Whitewood	2018		
Andy Van Blarcom	1989	Frederick Whitmore	1973		
Gerald Van De Cruz	2013-15	Andy Whittington	1974-76		
Duane Van Fleet	1978-81	Mike Wiand	2015-17		
Marlon Van Horn	1941	Matt Widdoss	1990, 92		
Shawn Van O'Linda	2005-06	Michael Wiggins	2003-06		
John Van Zanten	1983-85	Devin Wiley	2000		
Rick Vance	1983, 85-86	Albert Wilgard	1958-60		
Joseph Vancho	1968-70	Gary Willhide	1961-62		
John Varacallo	1972	Jon Williams	1985-86		
Greg Vaughn	2001-03	Kendrick Williams	2009-12		
Ryan Vermillion	2000-03	Melvin Williams	1959		
Jimmy Verzicco	2013, 15-16	Orlando Williams	1994-96		
John Vetter	2003-06	Phillip Williams	1942		
Joseph Victor	1950-51	Symear Williams	2019		
Dominic Villani	1960-63	Wade Williams	2009-10		
Jim Villani	1978-79	Brock Williard	2004-07		
Brian Violante	2001-04	Tim Wilson	12-13, 16-17		
Dom Violi	1978-79	Jason Wimmer	2000-02		
James Virgilio	1945	Walter Wiser	1954		
Paul Visich	1974	Brett Witmer	1994-97		
Dean Vitale	2013-15	Chad Witmer	1993-94		
Pete Vitale	1997-98, 00	Mervin Witmer	1967-69		
Ron Vitkun	1975-76	Carl Wolfe	1966-68		
Frank Votterok	1930-31	James Wolfe	1964-65		
Brent Voynar	1992-94	Tom Wolfe	1988		
	W-W-W	Pete Wolmart	2012-13		
Troy Wade	1989	Richard Wolslayer	1958-60		
Ray Wagner	2009-11	Douglas Woodin	1965		
James Waite	1966-68	Melvin Woodson	1990-93		
Dell Walker	1981-83	Martin Wortley	1991-94		
Juwaan Walker	2015	Steven Wright	2013-15		
Bill Wall	1980-82	Wrenton Wright II	2009-12		
Daniel Waller	1975	Mark Wroblewski	2010		
Mike Wallick	1996-97	Kyler Wuestner	2019, 2021		
Paul Walsh	1982	Joe Wysokinski	1996-98		
Jordan Walters	2017-19				
Ryan Waltner	2006	Y-Y-Y			
Adam Warehime	2016	Mike Yanders	1984-87		
Jerry Wargo	1988	Mike Yanocha	2001-02		
Jonathan Warke	1971	Ray Yakavonis	1977-79		
George Warner	1932	Charles Yaple	1964-65		
Thomas Washburn	1961-64	David Yates	1965		
Anthony Washington	2013	Michael Yeager	1970-71		
George Wasilchak	1961-64	William Yeomans	1957		
Derek Watkins	1990	Barry Yoder	1962		
Jordan Watson	2017-18	Chris Yoder	1998-99		
Ronald Watson	1974-75	Robert York	1969-72		
Tyler Watson	2018-19, 2021	Jack Yost	1978-79		
Phil Wayes	1977-79	Jordan Young	2011		
Braden Weachter	2018	Kenneth Young	1948-49		
Chad Weaver	1997-00	Zollie Young	1975		
Keith Weaver	2007-08	Steve Youtzy	1988		
		John Yudt	1971-73		
		Z-Z-Z			

WARRIORS IN THE PROS

NFL Draft Choices

Ray Yakovonis (DE)

Yakovonis was chosen in the 6th round by the Minnesota Vikings (148th pick) in the 1980 NFL draft. He played 5 years with the Vikings from 1980-84 and 1 year with the Kansas Chiefs in 1985. An AP and AFCA All-American in 1979, Yakovonis was inducted into the ESU Athletic Hall of Fame in 1998. He is a former color commentator for the Warriors' radio football broadcasts.

Dan Murray (LB)

Murray was chosen in the 6th round (150th pick) in the 1988 NFL draft. He was a member of the Buffalo Bills' squad in 1988-89 and the New York Jets in 1990. He played in the World Football League in 1990-91. At ESU, Murray was 4-time All-PSAC and is 4th in career tackles. He was inducted to the ESU Athletic Hall of Fame in 2014.

Top Free Agents

Mike Reichenbach (LB)

Reichenbach, an AP and AFCA All-American who led ESU to the PSAC championship game in 1983, played in the NFL for 7 years. He played and started on the Philadelphia Eagles from 1985-89 and the Miami Dolphins from 1990-91. He was inducted to the ESU Athletic Hall of Fame in 2008.

Mike Lush (DB)

Lush was an All-USFL safety for the Philadelphia-Baltimore Stars from 1983-85. He then played in the NFL for Minnesota in 1986, Indianapolis in 1987 and Atlanta in 1987-88. He had a school record 12 interceptions in 1980 and was inducted to the ESU Athletic Hall of Fame in 1997.

Jim Villani (P)

Villani was signed by the Seattle Seahawks in 1980. He was a member of the New Jersey Generals in 1983 and the Michigan Panthers in 1984, both of the USFL.

Mark Brubaker (K)


Brubaker signed with the Super Bowl champion Pittsburgh Steelers following a record-setting 2005 season for the Warriors. He played for the Rhein Fire in NFL Europa in spring 2007. He left ESU with PSAC records for extra points and scoring by a kicker and made 67 percent of his field goals.

Ken Parrish (P)


Parrish, a 2005 All-American for ESU, was in NFL camps with the San Francisco 49ers in 2007, New York Jets in 2009, Philadelphia Eagles in 2009 and 2010, Atlanta Falcons in 2011 and Jacksonville Jaguars in 2013.

Evan Prall (WR)


Prall was a member of the New York Jets practice squad in 2007, after attending minicamp with the Arizona Cardinals following the NFL Draft. Prall set ESU records with 236 receptions, 4,093 receiving yards, 50 receiving TD and 5,682 all-purpose yards in his career. He was a 2-time All-America selection and had 88 receptions, 1,766 yards and 23 TD during the 2005 Northeast Region championship season. He was inducted to the ESU Athletic Hall of Fame in 2017.



Mike Reichenbach



Mike Lush



Evan Prall

Tim Wilson (WR)

Wilson was signed by the Super Bowl champion Philadelphia Eagles following rookie minicamp in May 2018. A 2-time All-PSAC East selection, Wilson had 133 receptions for 2,042 yards and 16 TD, and 3,105 all-purpose yards, in his career from 2012-13 and 2016-17.



Tim Wilson

Arena Football

Dustin Barno (DT)

Barno, who spent time in the Tennessee Titans camp in 2003, was a 9-year veteran in the AFL. He played for the Colorado Crush for 5 years and won an AFL title in his 2nd season, helping the Crush to a 51-48 win over the Georgia Force in the Arena Bowl in 2005. He played for the Philadelphia Soul from 2011-13, and previously played for Arizona and Oklahoma City.


Kevin Nagle (FB/LB)

Nagle, an All-American linebacker in 2000, two-time PSAC East Defensive Player of the Year and 2013 ESU Athletic Hall of Fame inductee, was a 7-year AFL veteran. He was a teammate of Jim Sodano on the Orlando Predators team that advanced to the Arena Bowl in 2006, falling 69-61 to the Chicago Rush. He ran for 152 yards and 5 TD, and had 111 receiving yards and a TD, in 2007. He played for the Nashville Kats in 2005, Orlando from 2005-07 and the Colorado Crush in 2008. He began his career with Wilkes-Barre/Scranton in AF2.


Jim Sodano (OL/DL)

Other Pro Players


Will Burch, Greg Munch, Shepherd Alston and **Dan Rounds, Joe DeLuise** and **Dan Crozier** have also played in the AF2. Other former ESU players competed in professional football leagues after graduation. Among them were **Grey Seamans (WR)** and **Dell Walker (TB)** in the CFL, **Justin Dettore (OL)**, **Joe Menton (LB)**, **Tim Green (LB)** and **Orlando Williams (TB)** also in the AFL, and **James Franklin (QB)** in Europe.



Kevin Nagle



Dustin Barno



Jim Sodano



EAST STROUDSBURG
WARRIORS



WHERE **WARRIORS** BELONG